






ONE HUNDRED AND TWENTY FIFTH REPORT

OF THE

CITY OF BARRE
VERMONT



For the Fiscal Year Ended
June 30, 2020

TABLE OF CONTENTS

Dedication	5
In Memoriam.....	6
City Telephone Directory	7
City Hall Hours & Dates to Remember.....	8
City Statistics	9
City of Barre 2017-2020 Tax Bill Chart (5 years)	10
Mayors of Barre	11
Justices of the Peace.....	12
City Officers.....	13
Council Appointments.....	15
Vermont State Senators & Representatives	20
Mayor’s Report	21
City Manager’s Report.....	29
City Clerk’s Report	38
City Attorney’s Report	40
Buildings & Community Services Department	
Facilities, Parks, & Cemetery Report.....	42
Recreation Report.....	45
Planning, Permitting, & Assessing Department	
Director’s Report.....	47
Assessor’s Report.....	51
Public Safety Department	
Police Department Report	55
Fire Department & EMS Report.....	57
Fire Marshal & Health Officer Report.....	61
Department of Public Works	63
Wastewater Treatment Facility Report	66
Tax Collectors Report.....	68
Finance Department	70
City Employee Compensations	72
Overtime Summary & Explanation.....	77
Projected Tax Rate	81
Warnings for Annual March Meetings	82
Auditor Certification	87

General Fund Budget to Actual	109
Property list for FY17	123
Vehicle & Equipment List	125
Official Election Results	128
Ordinance and/or Charter Changes	141
Council Appointed Committees	
Americans with Disabilities (ADA) Committee Report	179
Civic Center Committee Report	180
Cow Pasture Committee Report	182
Development Review Board Report	185
Barre City Paths, Routes & Trails Committee	186
Civilian Oversight and Advisory Board	188
Barre City Energy Committee Report	189
Barre City Planning Commission Report	191
Diversity & Equity Committee	192
Voter Approved Funded Organizations	
Community Harvest of Central Vermont (CHCV)	193
Barre Partnership Report	195
Barre Area Senior Center	197
Central Vermont Council on Aging Report	199
Capstone Community Action Council Report	201
Central Vermont Home Health and Hospice Report	203
Circle Report	204
Downstreet Housing & Community Development	206
Family Center of Washington County Report	208
Good Beginnings of Central Vermont Report	210
Good Samaritan Haven	213
Green Mountain Transit Agency Report	214
MOSAIC (Sexual Assault Crisis Team Report)	216
OUR House of Central Vermont Report	218
Peoples Health and Wellness Clinic Report	219
Prevent Child Abuse Vermont Report	220
Vermont Assoc. for the Blind and Visually Impaired Report ...	222
Vermont Center for Independent Living Report	224
Washington County Diversion Program Report	226
Washington County Youth Service Bureau Report	228

Other Agencies

Aldrich Public Library Report.....	230
Barre Community Justice Report	233
Barre Historical Society	235
Barre Housing Authority Report	237
Central Vermont Public Safety Authority Report	238
Central Vermont Regional Planning Commission Report	241
Central Vermont Solid Waste Management District Report	243
Green Up Vermont Report.....	245
Vermont Granite Museum Report.....	246
Vermont League of Cities and Towns Report.....	248
Retired Senior Volunteer Program (RSVP).....	250
Vermont Department of Health Report.....	252
Barre Supervisory Union Annual Report	254

**THE 2020
CITY OF BARRE ANNUAL REPORT**

is dedicated to

Arthur Anton Ristau

July 14, 1933 – January 22, 2020

**IN RECOGNITION OF HIS SERVICE TO THE CITY
AND PEOPLE OF BARRE**

Arthur was a renaissance man, a man with a wonderful mind. He enjoyed skiing and golf and was an aficionado of jazz music and a lover of the poetry of Yeats. He was a voracious reader and most knowledgeable on history and politics.



Arthur Anton Ristau held senior administrative positions during four decades of Vermont state government. Art started his career as a journalist and came to Vermont in 1960 as state manager for the Associated Press where he met his future wife, Anita Fregosi. He graduated from Nichols College with a business degree and from Boston University with a degree in journalism. From 1954-1956, he served in the U.S. Army in Germany.

He had a varied career as a writer and published more than a dozen articles in Vermont Life, as well as many articles in New England golf magazines. He was founding editor of the Vermont Environmental Report, the quarterly publication of the Vermont Natural Resource Council. In 1966, he was named Administrative Assistant to Governor Hoff. In 1970, he served as a consultant to the Dartmouth Public Affairs Center. In 1973, he became the director of the State Planning office under Governor Salmon, and in 1975, Salmon appointed him Vermont's first Secretary of Transportation.

He received several awards and scholarly recognition, including grants from the Ford Foundation. The National Science Foundation, The National Institute of the Humanities (University of California).

Locally, he was Barre's City Manager from 1977-1980 and served two terms on the City Council. He was a member of the Housing Authority for 10 years and retired as its chair. Arthur was a founding member of Granite City Housing which developed and manages Lincoln House. He served for 10 years as the Lincoln House Chair.

The City of Barre thanks him for his service.

IN MEMORIAM**Timothy “Squid” Copeland****November 7, 1952 – January 2, 2020****IN RECOGNITION OF HIS SERVICE AS A BARRE CITY
FACILITIES DEPARTMENT EMPLOYEE
AND COMMUNITY MEMBER**

Squid’s life can be summarized in three words: family, friends and sports. After various jobs, he ended up working for the City of Barre, from January 3, 2011 to May 17, 2019, doing what he loved best by supporting the city’s sports facilities. He managed the BOR ice rink and drove the Zamboni machine, took care of “The” Aud and maintained the sports fields. It kept him involved with the local sports teams and he made many new friends along the way.

Squid was a battler and a fighter. He came back from several surgeries to continue to play sports and continue working until he was diagnosed with ALS. He had every reason in the world to ask for help, but he never did. He never wanted to burden anybody. If he could help anyone he did, but when he needed help, he never asked. He fought off life’s challenges and ALS in the same manner that he fought off curve balls and approaching linebackers: aggressively, never quitting and never stopping the fight. Squid was a man of few words and tempered emotion, but when he did speak, he said a lot. He always had the best one-liners that had everyone laughing

Timmy “Squid” Copeland was a winner on and off the field and he will be missed. RIP, our friend.

CITY TELEPHONE DIRECTORY

Emergency Services

Ambulance (Emergency Medical Services)	911
Fire	911
Police.....	911

Non-Emergency Services

Ambulance Billing	476-0254
Code Enforcement.....	476-0253
Emergency Management.....	476-0255
Fire	476-0254
Health Officer.....	476-5545
Police.....	476-6613

Other City Departments

Accounting & Payroll.....	476-0252
Delinquent Tax Collector.....	476-0246
Buildings & Community Services.....	476-0256
Auditorium.....	476-0256
BOR Building	476-0258
Cemeteries & Parks.....	476-6245
Recreation	476-0257
City Manager.....	476-0240
Human Resources.....	476-0241
Clerk & Treasurer	476-0242
Permitting & Planning.....	476-0245
Assessor	476-0244
Public Works Office.....	476-0250
Streets Superintendent.....	479-0250
City Garage	476-0260
Water & Sewer (billing)	476-0251
Water & Sewer Service (regular business hours).....	476-0251
Water & Sewer Service (after-hours emergencies).....	476-6613
Wastewater Treatment Plant	476-0261
Water Filtration Plant.....	476-6885

CITY HALL HOURS

Regular meetings of the City Council are held Tuesday evenings at 7:00 p.m. in the City Council Chambers, City Hall, 6 North Main St. Barre. These meetings are open to the public.

City Hall is open from 7:30 a.m. to 4:30 p.m., Monday through Friday. All offices except the City Clerk and Treasurer’s Office and the Water & Sewer Bill Collection Office are closed from 12:00 noon to 1:00 p.m.

The City of Barre observes all state holidays except Bennington Battle Day.

Dates to Remember

Property Taxes Due (Installments)

February 16, 2021

May 15, 2021

August 17, 2021

November 16, 2021

February 15, 2022

May 16, 2022

If a property tax due date falls on a weekend or holiday, taxes are due on the next business day.

Water & Sewer Bills Due (Quarterly)

*March 31, 2021

*June 30, 2021

*September 30, 2021

*December 31, 2021

*March 31, 2022

*June 30, 2022

*Unless otherwise specified **on the bill.**



CITY STATISTICS

2020 Annual Report

Organized as a cityMarch 5, 1895
 Population (2010 Census 9,052

Assessed Valuation 2019 as follows, viz:

Real Property \$488,092,621

Assessed Valuation 2020 as follow, viz;

Real Property \$494,605,111

Long Term Liability

June 30, 2015 \$14,035,841

*June 30, 2015 – Due to Granite Museum..... \$431,610

June 30, 2015 – Due to Sewer Department..... \$401,578

June 30, 2016..... \$17,511,059

*June 30, 2016 – Due to Granite Museum..... \$367,572

June 30, 2016 – Due to Sewer Department..... \$369,154

June 30, 2017..... \$18,777,341

*June 30, 2017 – Due to Granite Museum..... \$301,698

June 30, 2017 – Due to Sewer Department..... \$334,154

June 30, 2018..... \$18,091,000

*June 30, 2018 – Due to Granite Museum..... \$233,936

June 30, 2018 – Due to Sewer Department..... \$264,154

June 30, 2019..... \$18,882,496

*June 30, 2019 – Due to Granite Museum..... \$164,566

June 30, 2019 – Due to Sewer Department..... \$224,154

June 30, 2020..... \$18,618,314

*June 30, 2020 – Due to Granite Museum..... \$92,903

June 30, 2020 – Due to Sewer Department..... \$174,154

*The Due to Vermont Granite Museum originated from a Memorandum of Understanding dated July 12, 2001 which details the City’s contribution to the capital improvements of the Museum. Final payment will be due in September 2021.

Statement of taxes raised

July 1, 2019 – June 30, 2020

Total Taxes to be Collected.....\$16,586,976

Total Taxes Collected.....\$16,388,888

CITY OF BARRE TAX BILL CHART

Dear Barre City Taxpayer: This chart demonstrates how your tax dollars are used. Previous years are provided for comparison purposes.

	2016-2017		2017-2018		2018-2019		2019-2020		2020-2021	
	Taxes Raised	Tax Rate	Taxes Raised	Tax Rate	Taxes Raised	Tax Rate	Taxes Raised	Tax Rate	Taxes Raised	Tax Rate
CITY-GENERAL TAX	7,394,689	1.520	7,929,857	1.644	8,217,455	1.689	8,502,190	1.728	9,007,442	1.785
Highway	included above	-	included above	-	included above	-	included above	-	included above	-
Capital Improvements++	834,300	0.173	337,564	0.070	347,691	0.073	425,000	0.086	368,866	0.075
Sidewalk Improvements	-	-	-	-	included above	-	included above	-	included above	-
Tax Increment Finance Dist.	50,000	0.012	75,000	0.016	included in tax	-	included in tax	-	included in tax	-
CV Public Safety Authority	53,000	0.013	53,000	0.011	31,800	0.008	-	-	26,500	0.007
Barre Area Dev. Corp marketing"	-	-	-	-	included in tax	-	included in tax	-	40,000	0.010
County Tax	37,610	0.009	37,610	0.008	38,739	0.009	39,921	0.008	41,703	0.010
Voter Approved Assistance	144,401	0.031	145,901	0.030	142,901	0.030	159,401	0.032	134,601	0.028
MUNICIPAL TOTAL	8,514,000	1.759	8,578,932	1.778	8,778,586	1.809	9,126,512	1.855	9,619,112	1.914
BARRE UNIFIED UNION S U !!	6,734,656	1.221	6,810,522	1.234	7,085,552	1.270	7,362,946	1.300	7,916,956	1.419
Local Agreement Rate	133,210	0.027	134,800	0.028	140,138	0.029	129,089	0.026	118,010	0.023
SCHOOL TAX TOTAL	6,867,866	1.249	6,945,322	1.261	7,225,690	1.299	7,225,690	1.326	8,034,966	1.442
TOTAL PROPERTY TAX	15,381,866	3.007	15,524,254	3.040	15,862,276	3.107	16,352,202	3.182	17,654,078	3.357

* Barre Area Dev. Corp. new for FY21 Call the Clerk's office with any questions: (802) 476-0242
 School tax rate listed is for homesteads. Non-homestead tax rate is 1.6893 for FY2020-21.

School tax total determined by combining homestead & non-homestead residential rates as set by the VT Department of Taxes.

MAYORS OF BARRE

Emery L. Smith	1895-1896
John W. Gordon	1896-1900
Harvey Hersey.....	1900-1901
Nelson D. Phelps.....	1901-1902
Charles W. Melcher	1902-1903
J. Henry Jackson.....	1903-1904
William Barclay	1904-1907
John Robins.....	1907-1910
James Mutch.....	1910-1912
Lucius H. Thurston.....	1912-1913
William H. Ward.....	1913-1915
Frank E. Langley.....	1915-1916
Robert Gordon.....	1916-1917
Eugene C. Glysson.....	1917-1920
Frank E. Langley.....	1920-1922
Waldron Shield.....	1922-1926
Frank L. Small.....	1926-1928
Nelson E. Lewis	1928-1929
Fred W. Suitor.....	1929-1931
Edwin Keast	1931-1932
William W. LaPoint	1932-1934
John A. Gordon	1934-1939
Edwin E Heininger	1939-1944
Chauncey M. Willey	1944-1954
Reginald T. Abare	1954-1956
Cornelius O. Granai	1956-1958
George N. Estivill.....	1958-1964
Cornelius O. Granai	1964-1966
Garth W. Blow	1966-1968
Wilfred J. Fisher.....	1968-1978
Vergilio L. Bonacorsi.....	1978-1982
Robert S. Duncan	1982-1984
Robert A. Bergeron	1984-1990
Wilfred J. Fisher.....	1990-1992
Harry S. Monti	1992-1996
Paul A. Dupre.....	1996-2000
Harry S. Monti	2000-2004
Peter D. Anthony.....	2004-2006
Thomas J. Lauzon	2006-2018
Lucas J. Herring	2018-Present

JUSTICES OF THE PEACE

Effective through January 31, 2021

**JPs elected at November general elections
and take office February 1st. Updated list available
on City website.**

Peter Anthony (D	25 Scampini Square
Ivana Argenti (R.....	88 Camp Street
Rosemary Lynn Averill (R.....	89 Tremont Street
Tabitha Best (R	16 Spring Street
Joan H. Carrigan (D	15 Garden Street
Kimberlie Koalenz-Rosa (R.....	176 Washington Street
Karen Lauzon (R.....	125 Nelson Street
Thom Lauzon (R.....	125 Nelson Street
Joanne (Jo) Perreault (R.....	455 N. Main Street
Anita Ristau (D	21 Burns Street
Tess Taylor (D.....	45 Granite Street
William Toborg (R.....	5 Hilltop Avenue
Leslie Walz (D	157 Camp Street
VACANT (D.....	VACANT
VACANT (D.....	VACANT

JUSTICES OF THE PEACE

Effective through February 1, 2021 – January 31, 2023

**JPs elected at November general elections and take
office February 1st. List of JP’s who perform weddings
is available on City website.**

Peter Anthony (D	25 Scampini Square
Ivana Argenti (R.....	88 Camp Street
Patti Bisson (D	8 School Street
Carol Garland (R.....	17 Hilltop Avenue
Amanda Gustin (D	35 Long Street
Bob Houle (R.....	7 Summer Street #202
Kimberlie Koalenz-Rosa (R.....	176 Washington Street
Karen Lauzon (R.....	125 Nelson Street
Lisa Liotta (D.....	27 Camp Street
Brian Parker (R.....	45 Hill Street
Louise Parks (D.....	84 Smith Street #3
Joanne (Jo) Perreault (R.....	455 N. Main Street
Samn Stockwell (D	36 Elliston Street
Tess Taylor (D.....	45 Granite Street
William Toborg (R.....	5 Hilltop Avenue

CITY OFFICERS

**CITY GOVERNMENT
OF THE
CITY OF BARRE**

**ELECTED OFFICERS
– MAYOR –**

HONORABLE LUCAS J. HERRING
Term expires 2022

– COUNCILORS –

WARD I

John Steinman 2021
Jake Hemmerick..... 2022

WARD II

Teddy Waszazak 2021
Michael A. Boutin..... 2022

WARD III

Rich Morey 2021
Ericka Reil 2022

– CLERK / TREASURER –

Carolyn S. Dawes
Term expires 2022

First Constable Scott Gagnon
Term expires 2022

– CITY MANAGER –

Appointed by the City Council

Steven E. Mackenzie, P.E., City Manager

Appointments by City Clerk / Treasurer annually on April 1st

Assistant City Clerk.....Cheryl Metivier
Assistant City Treasurer.....Sherry Chase

MAYORAL APPOINTMENTS

JULY 1, 2020 – JUNE 30, 2021

**Barre Housing Authority
Five Year Terms***

Dan Molind	Term expires 2023
Mary Ellen LaPerle	Term expires 2025
Linda Long	Term expires 2021
Brian Amones, Esq., Chair.....	Term expires 2025
Chad Bell	Term expires 2023
Executive Director – Charles W. “Chip” Castle	

*BHA terms expire on November 24th

**CAPSTONE COMMUNITY ACTION COUNCIL
BOARD OF DIRECTORS**

One Year Terms

Jon Valsangiacomo	Term expires 2021
-------------------------	-------------------

CITY COUNCIL APPOINTMENTS

July 1, 2020 – June 30, 2021 *

One Year Terms

City Manager.....	Steven E. Mackenzie, P.E.
City Attorney	Oliver Twombly, Esq.
Labor Attorney	J. Scott Cameron, Esq.
Director of Emergency Management	Douglas Brent
Energy Coordinator.....	Jeff Bergeron
Library Trustee Council Liaison.....	Teddy Waszazak
Health Officer†.....	Robert Howarth
Deputy Health Officer†.....	Robbie Strachan
Tax Collector	Carolyn Dawes
Administrative Officer for Zoning.....	Janet Shatney
Central Vermont Internet Board	Greg Kelly
Central Vermont Internet Board - Alternate	Jonathan Williams

*(Unless otherwise provided by an Employment Agreement)

July 1, 2020 – June 30, 2022

Two Year Terms

Central Vermont Regional Planning Commission	Janet Shatney
Alternate Designate	Heather Grandfield
Central Vermont Public Safety Authority	Jim Ward
Central Vermont Public Safety Authority	Miles Silk

Central VT Solid Waste Management
 Board of Directors Steven Micheli
 Alternate William Ahearn

**October 9, 2019 – October 9, 2022
 Three Year Terms**

Board of Health*Peter Anthony
 Steven Micheli
 Carolyn Dawes

* Vermont Department of Health appoints these Officers at City Council’s recommendation.

**CITY MANAGER APPOINTMENTS
 One Year Terms**

Police Chief Timothy Bombardier
 Fire Chief Douglas Brent
 Chief Inspector – Minimum Housing Standards Douglas Brent
 Director of Finance Dawn Monahan
 Director of Planning, Permitting & Assessing Janet Shatney
 Director of Public Works Bill Ahearn
 Director of Buildings & Community Services (BCS).... Jeffrey Bergeron
 Assistant Director of BCS - Recreation Stephanie Quaranta
 Superintendent of Water/Wastewater Steven Micheli
 Tree Warden Jeffrey Bergeron
 CVRPC TAC Representative..... Scott Bascom
 Building Official..... Janet Shatney
 Contract Assessor Joseph Levesque

**BOARDS, COMMISSIONS AND COMMITTEES*
 MAYOR IS EX-OFFICIO MEMBER OF ALL COMMITTEES
 APPOINTED BY THE BARRE CITY COUNCIL**

***Unless otherwise noted, the following Committee Appointments
 are effective for fiscal Year 2021 (July 1, 2020 – June 30, 2021)**

**AMERICAN’S WITH DISABILITIES (ADA) COMMITTEE
 Two Year Terms**

Ericka Reil, Chair Term expires 2021
 Dena Estivill Term expires 2021
 Janell Perry Term expires 2022
 Hilary Cole, BHA..... Term expires 2022
 Bernadette Rose Term expires 2021
 Primary Staff: Jeffrey Bergeron, ADA Coordinator, Director of Buildings
 & Community Services

Meets 3rd Thursday of each month at 10:00 a.m. in City Council Chambers.

BARRE CITY ENERGY COMMITTEE

Two Year Terms

- Elaine Wang, Chair Term expires 2021
- Phil Cecchini Term expires 2022
- Conor Teal, Vice-Chair Term expires 2021
- Romni Palmer Term expires 2021
- VACANT Term Expires 2021

Primary Staff: Janet Shatney,
 Director of Planning, Permitting& Assessing
 Alternate: Jeffrey Bergeron,
 Director of Buildings & Community Service
 Efficiency Vermont Advisor – Brad Long,
 Community Engagement Manager

Meets the 4th Monday of each month at 5:30 p.m.
 in the City Council Chambers.

CEMETERY AND PARKS COMMITTEE

Two Year Terms

- Richard Parnigoni..... Term expires 2021
- Ilene Gillander..... Term expires 2021
- Norena Zanleoni..... Term expires 2021
- Giuliano Cecchinelli, Chair..... Term expires 2022
- Real Maurice Term expires 2022
- Starr LeCompte Term expires 2022
- Mark Gherardi, BGA Liaison..... Term expires 2022

Primary Staff: Jeffrey Bergeron,
 Director of Buildings & Community Services (BCS)
 Alternate: Stephanie Quaranta,
 Assistant Director of BCS - Recreation

Meets 3rd Monday of every month (March through Oct)
 at 11:00 a.m. at Alumni Hall

CIVIC CENTER ADVISORY COMMITTEE

Two Year Terms

- Sue Higby, Chair Term expires 2021
- Richard Dente..... Term expires 2021
- Arthur Dessureau, Vice Chair Term expires 2022
- Brent Gagne, Chair..... Term expires 2021
- Charlie Atwood Term expires 2021
- Brad Ormsby Term expires 2022
- Jon Valsangiacomo Term expires 2021

Primary Staff: Jeffrey Bergeron,
 Director of Buildings and Community Services
 Alternate: Stephanie Quaranta,
 Assistant Director of BCS – Recreation
 Meets the 2nd Tuesday of each month at 8:00 a.m. in the
 Alumni Hall Conference Room.

COMMUNITY GARDEN COMMITTEE
Two Year Terms

Amanda Garland Term expires 2022
 Ellen Sivret..... Term expires 2022
 John LePage Term expires 2021
 Primary Staff:
 Jeff Bergeron, Director of Buildings & Community Services
 Meets the 2nd Wednesday of each month, at 4pm,
 at the Aldrich Library.

COW PASTURE STEWARDSHIP COMMITTEE
Two Year Terms

Mike Perrigo Term expires 2021
 Tim Rapczynski Term expires 2022
 Chris Russo-Fraysier, Chair Term expires 2022
 Fabienne Pattison Term expires 2021
 Primary Staff: Steve Mackenzie, City Manager
 Meets the 3rd Thursday of every other month at 5:30 p.m.
 in the Council Chambers.

DEVELOPMENT REVIEW BOARD
Four Year Terms

Ward I: Jeffrey Tuper-Giles Term expires 2023
 Linda Shambo, Chair Term expires 2021
Ward II: David Hough Term expires 2023
 Richard Deep Term expires 2022
Ward III: Katrina Pelkey Term expires 2023
 James Hart, III Term expires 2022
At Large: Denise Ferrari, Vice Chair Term expires 2021
 Betty Owen Term expires 2021
 Jessica Egerton Term expires 2022
 Primary Staff: Heather Grandfield, Permit Administrator
 Alternate: Janet Shatney,
 Director of Planning, Permitting, & Assessing
 Meets the 1st Thursday of each month at 7:00 p.m. in the Council
 Chambers.

DOG PARK COMMITTEE

Two Year Terms

Jeff Cochran, Chair	Term expires 2021
Danielle Ballenger, Secretary/Treasurer	Term expires 2021
Misty Shearer	Term expires 2021
Chrysta Daniels	Term expires 2022
VACANT	Term expires 2022

Primary Staff: Jeff Bergeron,

Director of Buildings and Community Services

Meets on the third Wednesday of the month, quarterly, at 6:00pm in the City Council Chambers.

PATHS, ROUTES AND TRAILS COMMITTEE

(Formerly: Charles Semprebou Memorial Bike Path Committee)

Two Year Terms

Scott Bascom.....	Term expires 2021
Dan Souza	Term expires 2021
Mark Martin	Term Expires 2022
Giuliano Cecchinelli.....	Term Expires 2022
Tim Terway	Term Expires 2021
Karen Nelson.....	Term Expires 2021

Primary Staff: Stephanie Quaranta,

Assistant Director of BCS – Recreation (Chair)

Alternate: Steven E. Mackenzie, P.E., City Manager

Meets 2nd Wednesday of every month at 5:00 p.m. in the City Council Chamber.

PLANNING COMMISSION

Three Year Terms

David Sichel, Vice-Chair	Term expires 2022
Jacqueline Calder	Term expires 2023
Michael Hellien, Chair	Term expires 2023
Thomas Lauzon.....	Term expires 2023
Amanda Gustin.....	Term expires 2023
Rachel Rudi.....	Term expires 2023
VACANT	Term expires 2022

Primary Staff: Janet Shatney,

Director of Planning, Permitting, & Assessing

Meets the 2nd and 4th Thursday of each month at 6:30 p.m. in the Council Chambers.

RECREATION COMMITTEE

Two Year Terms

- Maureen Morey, Chair Term expires 2021
- Brett Rubinate Term expires 2022
- Kelly Ross Term expires 2022
- Linda Couture..... Term expires 2022
- VACANT Term expires 2021

Primary Staff: Stephanie L. Quaranta,
 Assistant Director of BCS (Chair)
 Meets the 1st Monday of each month at 5pm, Alumni Hall

TRANSPORTATION ADVISORY COMMITTEE

Two Year Terms

- Giuliano Cecchinelli, Chair..... Term expires 2021
- Michael Hellien, Vice Chair..... Term expires 2022
- Arthur Bombardier Term expires 2021
- Real Maurice Term expires 2021
- Renita Marshall Term expires 2022

Primary Staff: Bill Ahearn, Director of Public Works
 Alternate: Larry Eastman, Deputy Police Chief
 Meets the 3rd Wednesday of the month at 6:30 p.m., City Council
 Chambers.

TREE STEWARDSHIP COMMITTEE

Two Year Terms

- Amanda Garland, Chair..... Term expires 2022
- Niko Rubin Term expires 2022
- Nathan Ebert..... Term expires 2022
- Conor Teal..... Term expires 2022
- Amy Galford Term expires 2021

Primary Staff: Jeff Bergeron, Director of Buildings and Community
 Services
 Meets the 1st Monday of each month, 5:30 pm,
 at The Aldrich Public Library

**VERMONT STATE SENATORS
WASHINGTON COUNTY
AND REPRESENTATIVES – DISTRICT W-3**

**Honorable Ann E. Cummings
State Senator**

24 Colonial Drive, Montpelier VT 05602
E-Mail: acummings@leg.state.vt.us

**Honorable Andrew Perchlik
State Senator**

29 Franklin Street, Montpelier VT 05602
E-Mail: aperchlik@leg.state.vt.us

**Honorable Anthony Pollina
State Senator**


93 Storey Road, Middlesex VT 05602
E-Mail: apollina@leg.state.vt.us

**Honorable Peter D. Anthony
State Representative**

25 Scampini Square, Barre VT 05641
E-Mail: panthony@leg.state.vt.us

**Honorable Tommy Walz
State Representative**

157 Camp Street, Barre VT 05641
E-Mail: twalz@leg.state.vt.us



**OFFICE OF THE MAYOR
FY20 ANNUAL REPORT OF THE MAYOR**

December 10th, 2020

Residents and Neighbors,

The FY20 Annual reports runs for the period from July 1st, 2019 to June 30th, 2020. This report is based on the actions of the City of Barre during this time, but with a look to the future. As reference, in this time period, the Barre Heritage Festival saw another successful year with traditional events such as La Soiree Sucree, the Rotary Club Breakfast, the Barre Lions Club Tow Down, Parade, Car Show, Bathtub Race and Fireworks as this was the event that happened in July of 2019. Having “Coffee with the Mayor” also seems so long ago, as these meetings needed to end when the coronavirus initiated the Governor’s Stay at Home order, but there were several sessions with Department Heads for residents to stop by to address concerns. And while the B.O.R. is currently delayed for reopening, we congratulated the Spaulding High School girls’ hockey team for their undefeated season and State Championship.

As mentioned in last year’s report, Council implemented a number of initiatives to increase communications, which continue and are being improved as they are utilized. Information “From the Desk of the Mayor” monthly report are now provided in the World paper as well as on Front Porch Forum, Councilor continued their quarterly Ward meetings through the Fall, quarterly budget presentations continue with the City Manager Steve Mackenzie creating a video available through public access television and visiting several organizations to present the FY21 budget, and livestreaming of Council meetings has turned into Zoom access during as allowed by the Legislature. Staff utilize social media sites and VT Alerts to notify the public of items from water main breaks, dates of programs such as the Yard Waste Disposal program, drug and other crime press releases, and responses to structure fires from the Fire Department. The use of the

pages will need to be discussed further based on inappropriate comments posted from the public and how they are to be used by other bodies of the City as part of the City's Social Media policy.

In FY20, through continued successful recruitment efforts, City Boards, Commissions and Committees maintained active levels. The Housing Board of Review was not recruited as this body of the City was removed with the voter approved Charter language changes. Councilor Tuper-Giles discussed the potential for an Arts District and Cultural presence in the City of Barre. He asked for suggestions from Council, which included a painting program, additional murals, additional "Welcome to Barre" signs, monuments and historical markers. Council approved the creation of a Public Art Committee to assist these efforts. The Cow Pasture Committee provided information on trail work completed by VYCC staff, bird houses donated by local students, and planted milkweed to improve the experience in this conservation. The Barre City Energy Committee noted a bulb swap at Nelson's Hardware and efforts underway to help use energy resources more efficiently in the City including free home audits conducted virtually. Council asked boards, commissions and committees of the City to submit in-person or written quarterly reports on committee activities to stay better connected with their activities, which greater compliance will be sought out next year. In June of 2020, two additional bodies of the City were created, with a Diversity and Equity Committee and Civilian Oversight and Advisory Board, that will be recruited in the coming year. We continue to recognize our volunteers for their support of the City and these functions.

The City completed its initial organizational meetings for the Neighborhood Watch throughout the City with 35 different locations coming together. A Watch Leader meeting to provide additional information on organizing and provided contact information so that the groups could communicate with each other. The Transportation Advisory Committee has met concerning issues brought from the different Neighborhood Watch groups. Councilors held a Public Hearing to address traffic concerns in the Merchant Street area, which lower Camp Street residents also provide input to improve the street reconstruction process and we expect to see installation of speed bump, humps and table to support traffic calming measures next year.

Council reviewed FY19 City Council accomplishments and met with Department Heads to discuss City priorities, items effecting each department, and better ways to communicate. This working session allowed Council and staff to convey the intent of initiatives and what was needed from each. One result was delaying conversation on policies to allow staff more

time to review. Council also continued receiving presentations from Department Heads during Council meetings.

DPW Director Bill Ahearn updated Council on Paving and Water System Upgrades with the approved bonds and rate increases to support ongoing replacement of aging infrastructure. He also spoke to pilot parking programs and temporary structures added for traffic and pedestrian safety. Council toured the DPW Campus and requested funding to support design of a replacement facility. Paving projects completed on Merchant's, Hill and Midway along with Route 62 traffic signal system repair. The DPW staff were able to perform sewer lining repair on a portion of River Street.

Fire Marshall Robert "Howie" Howarth provided an update on Inspection Program and vacant properties. It was noted that the number of vacant properties as part of the program was declining, which they attributed some of the reduction to changes (such as signage listing properties for sale) in the 2019 ordinance revisions. In response to inquiries made on an improperly notated crime report released about the City of Barre, Chief Tim Bombardier provided an update on the Public Safety Calls for Service. The crime rate statistics were compared for 2018 to 2019, which showed an overall increase in crime of about 1%, while violent crime had dropped over 20% in the same time period.

Financial Director Dawn Monahan continually provided updates on the FY2019 Budget. Staff worked to retire the deficit, when combined with the FY2018, which was verified in the FY19 Audit from Sullivan and Power Co. The presentation of the final audit in December was the earliest it has been in over a decade and will allowed for the report to be included in the City's Annual Report. Council was also made aware of a \$500,000 shortfall in FY20 due to revenue loss impact from the coronavirus, which expenses were reduced through a combination of staff furloughs and purchasing freezes.

FY21 General Fund Budget creation noted the loss of revenue from cell tower and other rentals at the Auditorium, increases in medical costs and the unforeseen cost to fix the chiller system at the B.O.R. Chief Bombardier spoke to a grant application for additional police officers and funding a mental health officer with the support of the City of Montpelier and WCMHS. Human Resources Director Rikk Taft reviewed the Worker's Compensation and Casualty Insurance Program showing significant improvements due to the creation of a safety committee, review of claims, grant funds used to offset purchases of safety equipment, revised job descriptions, and a revamped worker's comp reporting system. Council supported a \$1.7 million bond request, the \$40,000 article for the Barre Rock

Solid program as well as the requested \$26,500 from the Central Vermont Public Safety Authority, all of which were approved by the voters on Town Meeting Day.

Some of the primary functions of City Council is to address issues with Charter, Ordinance, and Policy. Councilors continue to be assigned tasks in workgroups in these areas. Planning Director Janet Shatney and the Planning Commission recommended the second amendment to the Unified Development Ordinance to change the zoning map for a portion of Ayers Street back to commercial use. The amendment allowed 802 Coffee to move their roasting and production operations to 17 Ayers Street, and 15 Ayers Street to continue its redevelopment as a respite house. An Interim Zoning Amendment to Section 2005.B was also approved to support Tiny House projects. Councilor Morey presented Taxi and Licensing Ordinance changes to receive revenue from organizations like Lyft and Uber, which was approved. Changes were also approved with the Minimum Housing, Buildings and Building Construction Ordinance, Salvage Yards, and Regulation of Vehicles Permitted on Private Property Ordinances.

Council also approve changes to the following policies: Accounts Payable; Fraud, Waste, and Abuse; Budget and Finance; Whistleblower; Coin Drop; Cash Collection Handling; Capital Assets; Fixed Assets; Payment Drop Box; PILOT; Penalty & Interest Charges on Miscellaneous Accounts Receivable; Returned Check; Small Balance & Refund Policy; and Rules of Procedure.

As part of City Council agendas, several organizations attended and provided an overview of what they do and/or to make requests from the City. These groups included Robin Katrick from Vermont Afterschool, the Spaulding High School Football Team, Sue Minter and Jon Valsangiacomo presented on activities like SOAR occurring at Capstone, and Bob Stock from the U.S. Census Bureau presented on the 2020 Census. There was a presentation from Green Mountain Transit and the Rural Community Transit on providing an extension to the current bus route, to include routes to Morrisville, a shelter near Barre Internal Medicine, continuing to Hannaford's, and utilizing taxi services to help fill the gaps. Mary Hayden and Beth Stern presented regarding the Older Americans Act and restoring necessary funding for programs provided in our community, which Council approved a letter of support. Patti Fisher from Central Vermont Medical Center reviewed the results of the community health needs assessment. Jeremy Hansen of CV Fiber stated funding has started to support fiber connectivity throughout Washington County. Council approved the Working Communities Grant application that was presented after input from several business, education, nonprofit, and social services orga-

nizations to focus on single women households with children to remove barriers to employment and services and bring them out of poverty. Kim Cheney presented on the CVPSA Funding Request and Cathleen Grant from CVSWMD stated they received a \$500,000 grant towards the construction of a regional hazardous waste collection facility.

The City of Barre welcomed the Agency of Transportation during an event held at the Barre Auditorium. Gift bags that were created from the Barre Partnership and Barre Area Development, filled with items from merchants in the downtown, were provided to the employees. The Vermont Housing Conservation Board held their Annual Meeting at the Barre Elks Club bringing about 290 people to downtown Barre. Barre also welcomed Magnifique Hair Salon to Main Street, celebrated the 12th Anniversary of Espresso Bueno, and the Barre-Tones, Inc. 50th Anniversary. Paul Costello presented on behalf of the Vermont Council on Rural Development which was to facilitate the Community Visit Program in the City of Barre in the Spring of 2020, but this was postponed until next year due to the coronavirus.

There are three organizations with direct funding from the City that give quarterly updates. Joel Schwartz of Barre Area Development showcased the “Barre Rock Solid” marketing initiative and requested placement of a \$40,000 funding allocation on the March 2020 Annual Town Meeting ballot which subsequently passed. Tracie Lewis provided an overview of activities from the Barre Partnership. She recapped the Barre Heritage Festival, spoke about the move to the Wheelock Building, projects expanding Barre’s media presence, Small Business Saturday and events happening throughout the holiday season. The Aldrich Library provided updated statistics on the population that the library serves as well as the changes in programs, availability of eBooks, and the layout at the library. The Aldrich Library was ranked #5 on a list of most beautiful libraries by This Old House magazine.

Several infrastructure projects and initiatives continued within FY20. The unbudgeted repairs of the B.O.R. Chiller System and additional Safety Systems procurements were completed and the Keith Parking Lot and Pearl Street Pedway opened. Boiler design work was approved in Alumni Hall as well as Asbestos Removal in City Hall. Council also approved the Wastewater Treatment Facility digester cover repair and boiler replacement, which should address the smell issues in the north end. Council approved the sale of 3 Portland Street, 5 Second Street, and 38 Willey Street, while also creating a process on the sale of other smaller parcels. An agreement with Fecteau for the Beckley Hill Subdivision Water Lines was approved. The Swimming Pool Refurbishment project started, in-

cluding the accepted the \$200,000 LWCF Grant. The Pouliot Ave. project started for stormwater runoff. The City of Barre received 40 trees as part of Green Mountain Power's contributions during climate change week, which will also act as a barrier between the Vermont Granite Museum and the Wastewater Treatment Facility. Large trees that have imposed a danger on Highland and Pearl St. Ext. were removed. No smoking signs have been installed in parks and playgrounds due to the concern with increased smoking and vaping in these areas. Council approval an agreement with See.Click.Fix for resident reporting of issues in the City, as well as implementation of Park Mobile to use an app to pay for parking meters. A rental rehab working group has been formed, led by Eileen Peltier of Downstreet, to prepare Landlords for available Federal funding through recently passed bills.

City Council approved several items including the following: agreements with Avenue Enterprise Solutions 5-year renewal contract for digital land records recording and archiving; accepted a USDA Grant for a City Ambulance purchase; Energy Plan Public Engagement Consultant with EcoStrategies; Accept ANR Dix Reservoir Risk Assessment Grant; Tree Nursery Grant, FY21-23 COPS Grant Application; USDA Teen Center Grant Application; FY20 GHSP e-ticket subgrant for Barre City Police Department; CVTV USDA Grant Application; Submission of Police Grant Applications for Occupant Safety, Distracted Driving, and Bullet-proof Vests; CVSWMDC Municipal Services Program Grant Application; VOREC grant application for Metro Way portion of the multi-use path; authorized AHS Base and Transitional Housing Grants for the Barre Community Justice Center; and approved the of transfer of control of the Pearl Street EV Charging Station to the Agency of Transportation. Council ratified the Collective Bargaining Agreement with the Fire Fighters (IAFF), AFSCME (DPW) Bargaining Unit, and Local #4-68 of the USW, as well as the contract renewal for the City Manager. Council also provided letters of support for the following: the CVRPC BUILD Grant Application for Passenger Rail Service and approved a Biosolids Grant Application; the VT Water & Wastewater Revolving Loan Fund Application; the Highgate Nonprofit Grant Application for Community Room changes; CVSWMDC HHW Facility Grant; CVSWMDC Rural Utilities Services Grant Application; HGTV Home Town Takeover; Department of Public Safety Broadband Innovation Grant; and CV Fiber Northern Border Regional Commission Application for an Economic and Infrastructure Development Investment Program Grant. The letter of support for CVFiber assisted in the receipt of a \$60,000 grant to complete a feasibility study and business plan.

Barre City's Community Picnic on August 22nd, 2019 in Currier Park was also a huge success with Chief Tim Bombardier and Deputy Fire Chief Aldsworth cooking burgers and hot dogs for over 400 people. Councilor Boutin chipped in by creating over 170 balloon animals and many children were able to take advantage of the "touch a truck" with several of the City vehicles on hand.

The City of Barre held a Public Safety Forum September 19th at the Barre Elks. Violent and property crime decreased during this year, which can be partially attributed to the addition of the Street Crimes Unit. The greater Barre area has seen the number of individuals on supervision cut in half over the past 10 years due to changes within the Department of Corrections. The Police and Fire Chief both noted that many the issues they are dealing with are mental health related and the City will be looking to add a shared position to support this need.

The City of Barre held a Housing Forum October 17th, at the Barre Elks. The panel that included renters, homeowners, property managers, advocates, and landlord was led by the Lt. Governor. There were changes suggested for the eviction process and to allow additional protections for both tenants and landlords regarding rental agreements. A large number of landlords participated in the discussion or provided letters to Councilors on Charter changes, specifically on allowing additional security deposits as part of a lease agreement. Landlords advocated that Barre City join the vast majority of Vermont municipalities in allowing the ability for a pet and additional security deposit, which they stated would allow them to rent to people who have bad or no credit. Language was approved at Town Meeting Day and subsequently accepted by the Legislature.

Starting in March 2020, many events were cancelled or postponed due to the Coronavirus. City Council met by conference call and quickly transitioned videoconferences using GoToMeeting and Zoom. Although the City stayed in operation, public buildings could not be accessed, but services were still being provided. On Thursday, March 19th, the City held a "Telephone Town Hall" with a panel of staff responding to questions from the public. I held my first official meeting of City Council while being at my house in April. As the Governor's Executive Order changed, Council reviewed if any additional action was needed. Emergency operation centers were established at both the State and local level, as well as a COVID Response Team for the City. Chief Douglas Brent and Chief Tim Bombardier discussed their emergency response including changes with staffing to best protect staff and ensure availability throughout the crisis. The City Manager implemented programs for sick leave, quarantine leave and furlough. The City Council authorized a lease with the State for an

interim Med-Surge Facility at Civic Center. VT Department of Liquor and Lottery provided provisional outside consumption permits to allow license holders to expand their outside service area. Council ratified abatements of late penalties and interest charges on delinquent taxes and water/sewer bills to assist a growing number of people in unemployment and continued a parking meter ticket and enforcement moratorium to support businesses within out downtown. Council took action and approved language to strongly encouraging the use of face coverings as there is no enforcement behind the current statewide mandate. Throughout the remainder of the fiscal year, the number of new cases of the coronavirus reported were low, although Council continued to urge residents to take caution and follow the CDC guidelines.

As we look ahead to the future, Council will need to review the FY21 budget due in response to changing conditions with the coronavirus. An award of the \$250,000 COPS grant would provide funding for additional officers while maintaining the overall budget. The Working Communities Challenge Grant of \$300,000 would help the increasing number of households falling into poverty. FEMA grants and Federal funding will also play a key role on maintaining operations in the City as well as for businesses and residents within the City of Barre. Council will also need to take actions to support our local economy and keep businesses afloat while protecting our most vulnerable during the time of the coronavirus, but also address reoccurring issues within ordinance, policy and charter. In closing, I thank the residents and neighbors for your continued to support and urge you to become more involved in our community. The City continues to evaluate and right-size resident needs based on your input. I hope City Council and staff can continue to receive your support with initiatives throughout FY21 and in the proposed FY22 budget.

Be well and be safe,

Lucas J. Herring, Mayor

THE CITY MANAGER

2020 Annual Report

The City Manager is responsible for overseeing all municipal functions and operations of the City, including but not limited to development and management of the annual municipal budget, personnel management, City and Department operations, and public relations with residents, taxpayers, businesses and organizations within the City. The City Manager is appointed by and reports directly to the City Council.

As all are aware, the arrival of the Corona Virus (COVID 19) in March, 2020 had an impact on City operations unprecedented since the Spanish Influenza pandemic of 1918. Pursuant to the guidance of the federal Center for Disease Control (CDC), the Vermont Department of Health, and an Emergency Order by Governor Phil Scott, significant operating restrictions were imposed to minimize the risk of virus transmission among City staff and their families. Operational changes were made to implement new workplace practices including facial masking, spacial separation, and daily workplace/workstation disinfection. For those administrative staff that could, remote working was implemented. City Hall was locked down restricting public access to only scheduled appointments on a limited, 2 days per week basis. All other City facilities normally accessible to the public, including the Public Safety Building, and the Civic Center (Auditorium, Alumni Hall, BOR skating facility) were locked down and closed indefinitely to public access. Fortunately, these latter restrictions were imposed after most of the normal Civic Center rental season had concluded, such that the lost revenue in the last quarter of the year was minimal. Regardless, an assessment at the end of the third quarter of Fiscal Year 20 of COVID impacts on the City's financial operations projected a potential FY20 year-end deficit in the staggering magnitude of \$450,000 to \$500,000.

Additional COVID induced measures implemented to maintain service levels or minimize the financial impact to the residents and taxpayer of the city included:

- a. the City Council started meeting virtually (by Zoom) on an indefinite basis
- b. all Committee meetings were temporarily suspended, eventually re-starting on a virtual platform.
- c. all payroll distribution was transitioned to direct deposit to reduce the need for staff time in the offices

- d. installed Plexiglass cough guards through-out all offices in all city facilities.
- e. all playgrounds and recreation facilities were closed.
- f. all inspections (code, assessing, etc.) were placed on hold unless determined to be required for public safety,
- g. issuance of burn permits was suspended.
- h. expanded our on-line (non-contact) payment options to include current & delinquent taxes, via phone, web and email.
- i. water & sewer bills, taxes, dog licenses and parking tickets can be paid on-line through a link on the City website. All bills and fees can also be paid by mail, or dropped in the drop box next to the front door of City Hall.
- j. changed the dog licensing deadline from April 1st to May 1st.
- k. waived additional late fees and interest on all delinquent tax bills from March 17 through April 15.
- l. allowed those with overnight parking permits to park during the day without additional permits required.
- m. The Buildings and Community Services Department supported the Vermont Department of Health public COVID-19 drive-up testing at the civic center starting in May.

In an effort to minimize, if not avoid, a COVID induced year-end deficit, significant cost-saving measures were imposed, which included an immediate freeze on (discretionary) expenditures to the extent practical. In addition, and most significantly, approximately 20 employees (approximately 20% of the City's workforce) were placed on full or part-time furloughs for the last quarter of the Fiscal Year to reduce labor costs. Further, (8) to ten (10) seasonal cemetery workers were not hired for the summer 2020 season, requiring the re-assignment of available Buildings and General Services (facilities) staff to field maintenance. Unfortunately, this required the patience and understanding of City residents and the general public as the significantly reduced seasonal workforce had unavoidable impacts of the appearance of our renowned cemeteries. With the cooperation of the City's furloughed employees, and the fiscal management by the City's leadership team, we were successful in avoiding a year-end loss as noted in the following section summarizing the FY20 independent municipal audit.

COVID impacted operations remained in effect through the close of Fiscal Year 20, and were expected to remain in some form indefinitely into FY21, which started on July 1, 2020.

The audit of the City's finances for Fiscal Year 2020 was completed by our independent Auditors (Sullivan, Powers & CO., PC) in December. The City ended the fiscal year with a General Fund balance of \$38,084, a notable accomplishment in the face of a potential \$500,000 deficit at the beginning of the fourth (4th) quarter of the fiscal year. Due to COVID impacts, General Fund revenue totaled \$11,903,399, falling short of budgeted revenue (\$12,528,689) by \$625,290. Actual expenses (\$11,933,634) underran budget (\$12,528,689) by \$595,055, for a deficit from operations of \$30,235. However, net transfers into the General Fund budget of \$68,319 offset that deficit, leaving the year-end fund balance of \$38,084. This was sufficient to offset the negative FY20 operations fund balance of \$36,979 resulting in a positive cumulative fund balance on June 30, 2020 of \$1,105. The audit was a clean, unqualified opinion with no compliance issues.

While there continues to be a deficit in the Capital Improvements Fund, it has decreased to \$42,297, and is expected to be eliminated in FY21. Further, the Water Enterprise Fund ended the year with a \$2,310,818 fund balance, while the Sewer Enterprise Fund carried a \$648,000 deficit. A five (5) year plan of programed increases in the Sewer rates are intended to rectify that deficit over time.

A summary of the more notable Council and administration initiatives, activities, events, and/or revitalization accomplishments of this Fiscal Year as follows:

Allocated \$136,000 in contingency funds from the 2018, \$1.15M miscellaneous projects/capital bond for the emergency repair of the BOR chiller in order to maintain the planned 2019/20 BOR skating programs.

Authorized \$79,400 from the 2019 Projects and Facilities bond for the BOR Safety System Installation Contract to provide fire and ammonia detection alarm systems.

Authorized award of the Pouliot Ave Erosion Control and Stormwater Improvement Project construction contract Bid to Avery Construction. There were several different funding sources for the \$170,000 project, with the City responsible for \$30,000.

Applied for and received a \$200,000 Land Water Conservation

Fund (LWCF) grant for the Municipal Swimming Pool Refurbishment Project.

Authorized the Lease-Purchase Agreement for a new ambulance in the amount of \$177,000, net of a \$50,000 USDA grant

Implemented a multi-year year plan for Water and Sewer Rate Changes as necessitated by recent voter-approved unities infrastructure bonds, repayment to the State of Vermont for local share utility costs associated with the North Main Street reconstruction project, increasing operational expenses, and the need to build capital reserves. The approved adjustments provided for the following annual rate increases in each of the next four years:

- Water base rate increases by 4%
- Water usage rate increases by 4%
- Sewer base rate increases by 4%
- Sewer usage rate increases by 20%

The sidewalks in Currier Park were all repaired and replaced with new asphalt sidewalks.

Approved \$1,550 to engage Skinner Appraisal Services to conduct a formal appraisal of the historic Firehouse Weathervane removed for security reasons from the original Barre City firehouse on South Main Street. The weathervane is currently on display at the Vermont History Center. The prior informal valuation of the weather vane carried on the City's insurance Assets List was \$1.2 million, at a premium cost of \$2,283 annually. Subsequent communications with the Vermont History Center (VHC) provided for the VHC to carry the weathervane under their insurance program, contingent upon an updated appraisal. Subsequently, the weathervane was appraised at a value of \$150,000. The updated appraisal and re-assignment of insurance coverage resulted in an annual premium savings to the City of approximately \$2,300.

The Keith Avenue parking lot construction was completed and the lot opened for use in August, 2019. The ribbon cutting and lighting ceremony for the companion Pearl Street Pedestrian Way project was held on November 8th. The total cost for these two projects of approximately \$750,000 was supported by Tax Increment Financing District (TIF) and voter approved supplemental bond funds.

The municipal pool, originally constructed in 1949, was permanently closed at the end of the 2019 summer season due to its end-

of life condition. Only one bid was initially received for the pool refurbishment/upgrade project, which was approximately twice the budgeted amount, and therefor rejected. A Municipal Pool Upgrade Rescoping Plan was developed to create an a la carte menu of options for the pool redevelopment and brought to the Council in October. The revised re-scoping plan was developed in conjunction with staff, the Pool Advisory Committee, and the design consultant.

The project was re-bid in February, with Council authorizing the award of the accept the negotiated bid from Construction Dynamics, Inc. inclusive of the base bid (\$996,800), beach entry (\$194,000), and enhanced finishes (\$22,900), subject to negotiated value engineering cost reductions. The proposed Splash Park was eliminated at that time due to insufficient budget. The onset of COVID also impacted the pool refurbishment construction, delaying the start of construction by approximately two (2) months. The Construction contract was signed in early May, with anticipated completion in November of 2020. The pool will remain closed during the summer of 2020 for refurbishment and upgrade construction. The “new” pool is anticipated to be open for the full summer, 2021 swimming season, starting on/about June 20, 2021 after high-school graduation.

The City has received an \$80,000 donation from the American Gift Fund to be used towards the municipal pool refurbishment project. This donation is in addition to the \$25,000 already received from the AGF last year.

The lower Camp Street reconstruction project was completed as part of the City’s annual Streets/Sidewalks Improvements Program.

The Manager submitted the winning essay to the Green Mountain Power Climate Awareness Program tree award contest outlining the City’s need for trees to create a visual screen between the wastewater treatment facility and VT Granite Museum. GMP donated 40 large trees to be planted as a screen. The installed value of the donation was estimated to be in excess of \$10,000.

Approved the lease of a portion of Wheelock House first floor to the Barre Partnership to serve as the business office and meeting facility.

A very successful Agency of Transportation (VTrans) Welcome Event, planned and hosted by the City, the Barre Partnership, and the Barre Area Development Corporation (BADDC) was held at the

Barre Auditorium to receive the estimated 225 VTrans employees' relocation from the National Life campus in Montpelier to City Place in Barre. The event was held December 4th at the auditorium.

Council approved authorizing the Manager to put out a Request for Proposals (RFP) for a City-wide Re-appraisal project. The project is estimated to take up to two (2) years to complete at a cost of approximately \$350,000 - \$400,000. Currently the City has approximately \$300,000 reserved in the Re-Appraisal Fund to support this initiative. The last City wide re-appraisal was conducted in 2002.

Accepted a proposal for \$16,285, from Johnson Controls for the Alarm Panel Replacement at the Public Safety Building.

Accepted a Dix Reservoir Risk Assessment Grant from the Agency of Natural Resources (ANR) as part of an ANR program offering grant funds to dams that have been designated by the state as high hazard. The expected grant amount is \$30,000 with no local share. The state will conduct a complete risk assessment on the dam and reservoir system. This is a FEMA grant and a precursor to a national program that might have funding available in the future for needed improvements.

A contract was executed in late fall with ParkMobile, a national vendor of a "parking app" for cell phones to facilitate coinless payment of meter fees. The launch of the app and installation of Parking Zone signage, intended for early 2020, was delayed until late spring due to the COVID pandemic.

Authorized award of the \$59,600 Center Street Sewer Repair contract to Green Mountain Pipeline for the long awaited repair of a 400-foot section of deteriorated and problematic sanitary sewer on Center Street, causing periodic localized back-ups.

Authorized the \$16,500 purchase of Confined Space Rescue Equipment as part of a VOSHA Settlement Agreement in order to become the only central Vermont emergency services department to be certified to perform confined space rescues. Certification is required by VOSHA in order to legally provide such rescue services.

Received word from the City's municipal insurance carrier (PACIF) of a \$92,000 decrease in the 2020 premium for worker's compensation insurance as a result of the City's initiative to improve workplace safety and reduce workspace injuries and the resulting claims cost. Steps that have been taken to achieve this premium reduction

include creation of a Safety Committee, review of claims, grant funds used to offset purchases of safety equipment, revised job descriptions, and a revamped and more stringent system of “First Reports of Injury”.

Ratification of a Collective Bargaining Agreement (CBA) with the local AFSCME (American Federation of County, State and Municipal Employees) bargaining unit for Department of Public Works (DPW) employees.

Authorized the \$9,300 upgrade of the aging Civic Center Wi-Fi system with a proposal from Ormsby’s Computer Store. The work included replacing and refurbishing the system, and expanding coverage in the auditorium. This work was funded out of the Civic Center Improvements Fund.

Authorized Police Chief Bombardier to submit a FY21-23 COPS Grant Application to fund the addition of two patrol-persons to the Police Department’s Table of Organization. Addition of two personal would increase the staffing level to 18 officers/patrol-persons. The \$250,0000 grant would cover approximately 50% of the cost of two patrol-persons for three years of service, with the City obligated to cover all costs in the fourth year.

Authorized award of the \$173,000 WWTF Digester Boiler Replacement contract to A. Cooper Mechanical. This project is one of 3 components of the WWTF Biosolids Upgrade Project intended to replace the end-of life dual fired boiler in the digester building, as well as replace a leaking cover on Digester No. 2, and a companion waste methane gas flare, also out of service due to end of life issue. The cumulative benefit of these upgrades is to restore sound operation to the sludge disposal process equipment and to alleviate the recent odor problems near in the North-end from the wastewater treatment facility.

Agreed to loan the Firehouse Weathervane to the American Folk Art Museum in New York City for an “American Weathervanes” Exhibit originally scheduled for the fall and winter of 2020/21, but was postponed indefinitely until the COVID pandemic has ended.

Authorized the acceptance of a \$2,400 Forest, Parks & Recreation Tree Nursery Grant submitted by the City’s Tree Stewardship Committee. The purpose of the grant is to create a tree nursery at the Dix Reservoir for purpose of replacing City trees, including those on Main Street, as needed in the future.

Authorized the purchase of a DPW Truck Chassis to be funded out of the 2020, \$1.7 million Equipment and Projects bond.

Held the spring yard waste drop off at Barre Town's stump dump four Saturdays in May.

Applied for and received a \$1,500 CVSWMD Municipal Services Program Grant for a spring Tire Collection Day in June. The City's share of the \$2,500 budget was \$1,000 and came from the grant match line item in the Planning Department's budget. The event offered tire drop off free of charge to anyone in the area who had tires to drop off. The event goal was to cut down on roadside dumping, which costs the City time and money for disposal.

Authorized a Lease with VT Building and General Services Department for an Interim Med-Surge Facility at the Civic Center in the event mass hospitalization of COIVD patients was required in excess of hospital capacity.

Authorized DuBois & King, Inc. to prepare the design and construction documents for the end-of-life, proactive replacement of the 50-year-old Alumni Hall Boiler.

Authorized the purchase of DPW Capital Equipment (Roller, Backhoe, Hydraulic Hammer) as part of the 2020 \$1.7 M Capital Equipment Bond .

Working with Washington County Representative Peter Anthony and Senator Andrew Perchlik, the State of Vermont Department of Homeland Security, Agency of Transportation and the Department of Fish and Wildlife to allow the eventual removal of the WACR railroad trestle on the siding over the Stephen's Branch in the north end of the City, where it's frequently involved in local flooding.

Authorized the purchase of a \$65,000, fully outfitted 2020 Police SUV Interceptor Vehicle as part of the annual programmed rotation of front line police cruisers.

Authorized State Bid Purchase of a Fire Department Pick-Up Truck, with plow, as part of the City's fleet vehicle replacement/upgrade plan. Funding came from the 2020, \$1.7 M Bond.

As part of continued building code upgrades, awarded the City Hall Asbestos Insulation Removal contract in the amount of \$6,175 to Catamount Environmental. This contract provided for asbestos coverings to be removed from heat piping in the basement of City Hall.

Authorized the purchase of “See-Click-Fix” Software, a mobile-phone app which will allow the public to capture information about repairs or concerns, and send photos and geopositioning information directly to the City for action. The program allows the City to send automatic responses, assign projects to the applicable department, and track completion. After set-up and beta testing, public roll-out is anticipated for early 2021.

Authorized the expenditure of up to \$19,285 for the purchase of a replacement Police Department APHIS (finger printing) system to replace the obsolete, end-of-life system currently in place.

The items listed above are intended to be a snapshot of accomplishments to show where and how your tax dollars are used in the operations, on-going improvements and continued revitalization of our City and our existing facilities and infrastructure.

As always, I wish to recognize the support of the City’s Department Heads and employees who serve the City’s taxpayers and residents by maintaining day-to-day operations, programs and services. Further, I appreciate the support that I receive from Mayor Lucas J. Herring, the City Council, and especially the residents and taxpayers of our City. I continue to enjoy serving as your City Manager and being part of an administrative leadership team that continues to move our city forward. Thank you for the opportunity to serve each of you and the City of Barre.

Respectfully Submitted,

Steven E. Mackenzie, P.E.

City Manager

THE BARRE CITY CLERK AND TREASURER

2020 Annual Report

Like all of us, the COVID-19 pandemic has had a significant effect on work in the Clerk's office. As of mid-March, 2020, most City Hall staff was placed on partial furlough and City Hall was closed to the public. A skeleton staff continued to carry out basic, necessary functions, but many things were put on hold. In recognition of the economic impact on residents, the City Council waived late fees and interest charges on property tax and water/sewer bill payments, and placed a moratorium on parking enforcement, making all parking free for several months. These changes, along with others, significantly reduced City revenues, calling for reducing expenses to compensate, so as to keep from running a significant deficit in the general fund. The Manager, staff and Council were largely successful in these efforts to tighten our collective belts, while maintaining basic services for the community.

To combat the reduced staffing and hours, the Clerk's and Collections offices increased online options for accepting payments for taxes, water/sewer bills, dog licenses, building & zoning permits, ambulance bills, and other fees, and people used the drop box by the front door of City Hall to make payments, renew dog licenses, and drop off other correspondence. Phone lines were transferred to people's homes where they continued to work, and to other departments that were staffed. And emails continued to be responded to. The goal was to continue to serve the public to the best of our ability in new and different ways, and for the most part we succeeded.

The Barre City Clerk/Treasurer's Office is the repository of all City records including deeds, mortgages, vital records, council meeting minutes, and election results. We handle dog registrations and business licenses, generate property tax bills and collect payments, create marriage licenses, process vehicle registration renewals, and preside over all elections in the City, whether local, state, or national.

Most importantly, the staff deals directly with the public. Through phone calls, walk-ins, mail and email, requests for information, copies of documents or just directions to Hope Cemetery are handled on a daily basis. Many phone calls begin with the caller saying, "I know you're not the right place to ask this question, but I'm hoping you can help me anyway." And most of the time we can.

The fiscal year statistics of the Clerk/Treasurer's Office are always fascinating. There were 56 civil marriage licenses issued during the

2019-2020 fiscal year. The number of resident births in the City was 75, and there were 142 residents who died. The office issued 577 dog licenses. There were 1,858 documents containing nearly 6,000 pages of land records recorded, and 259 properties changed hands. We handled 92 vehicle registration renewals during the fiscal year, issued 502 daytime parking permits, including dedicated permits for City Place and Blanchard Block, and 103 overnight permits.

The Clerk's Office maintains the Barre City voter checklist, which has more than 5,700 registered voters listed – an increase of more than 400 voters over last year. The office oversaw the following elections during the fiscal year:

Date	Election	Voters Participating
March 3, 2020	Annual (Town) Meeting election	1,952
March 3, 2020	Presidential Primary election	1,928

The Collections Office oversees collection of delinquent taxes, water/sewer bills and other bills for services provided by the City. The office works closely with residents to establish payment plans and maintains records associated with tax sales.

For Fiscal Year 2020, Clerk Office staff included Assistant Clerk Cheryl Metivier, Assistant Treasurer Sherry Chase, and Delinquent Accounts Collector Sylvia Rivard, who works out of the Finance Department offices. The Clerk's office shares space with the Water & Sewer Billing Department, which is staffed by Water Department Clerk Clint Smith and Water Meter Reader Jessica LaPerle.

If you have questions for the Clerk Office staff, we can be reached at (802) 476-0242 or check out the Clerk section of the City website at www.barrecity.org under City Departments.

Sincerely,

Carolyn S. Dawes
City Clerk and Treasurer

CITY ATTORNEY'S REPORT

2020 Annual Report

The following is a summary of my activities over the past year:

1. The City was involved in a zoning appeal concerning property newly acquired by the Salvation Army located on Main Street. The City Development Review Board granted permission for renovations and incident to the approval placed certain conditions on the permit. The Salvation Army took an appeal to the Environmental Court. Rather than litigate the case to final result, the City Council responded to settlement requests from the Salvation Army and negotiated with the Salvation Army to reach a mutually agreeable resolution. The appeal was resolved.
2. The City continues with its enforcement against the property owner who has built a potentially unsafe wall on the side of a hill located on his property. The City took the case to the lower court and prevailed, but the citizen has taken appeal to the superior court. The appeal is still pending.
3. I spent some time in counseling and advising the City through the hearing processes involving a serious dog bite case.
4. The City is in the process of probating the estate of a deceased Barre City resident who died owning property with seriously delinquent taxes and water and sewer charges. The ultimate goal of the probate action is to sell the property at tax sale. This would allow the City to collect the unpaid taxes.
5. I spent time this year reviewing ordinance revisions that were presented to me by the City Council for review and input.
6. I also spent time involved in legal research to advise the City Council on the general area concerning legal issues incidental to flags flying on public property.
7. This year entailed advising the City concerning a request by a property owner for a tax exemption. Based upon research, the City eventually denied the exemption request.
8. This year also involved review of a lease between the State of Vermont and the City of Barre whereby the State proposed to lease a portion of city property to set up a field hospital in the event the COVID Virus overwhelmed the hospitals in Central Vermont. That certainly

set this year apart from other years. In many ways the existence of the virus involved itself in many aspects of my work with the City.

Other than the court cases and other cases listed above, most of my efforts on behalf of the City have been involved with the usual sorts of requests for advice or opinions on contract matters, zoning matters, delinquent tax collection matters and any other matters which typically arise during the year. As always, I take pleasure in working with the Mayor, the City Council, the City Manager, the City Clerk, and all department heads, and all other City personnel with gratitude for their invaluable assistance and support during the past year.

Respectfully submitted,

Oliver L. Twombly, City Attorney

BUILDING AND COMMUNITY SERVICES

2020 Annual Report

The Department of Buildings and Community Services consists of the Cemeteries and Parks Department, the Facilities Department and the Recreation Department.

The Facilities Department is responsible for overseeing all buildings and grounds owned by the City of Barre. This includes custodial and maintenance services for the following buildings; Municipal Auditorium, Alumni Hall, BOR, City Hall, Public Safety Building and the Wheelock House located at 135 North Main Street. We are also responsible for the mowing and upkeep of the following playgrounds and fields; Lincoln Field, Tarquinio Park, Garfield Playground, Mathewson Playground, Nativi Playground, Vine Street Playground, the Wobby Park area at the Public Safety Building and Canales Park located on Pleasant Street. We also maintain the Rotary Park area encompassing the pool, tennis courts, basketball courts, Skateboard Park, volleyball court, baseball field, and Charlie's Playground 2012. The Facilities crew also mows the two vacant lots on Hillside Avenue as well as the Route 62 entry at North Main Street up to the railroad crossing. We also maintain the areas on Brook Street and Reid Street that encompass the Gunner Brook Flood Remediation area. The Facilities crew also maintains the City "multiple use paths" by trimming and cleaning every two weeks. We also look after the trees on Main Street. This past year we assisted a group of volunteers that maintain the North Barre rink by hauling debris from the site so that they could replace some of the damaged dasher boards. We also had some hazardous trees removed from the border of the Elmwood Cemetery property that were in jeopardy of falling onto private property. We had a new safety alarm system installed in the BOR that includes an ammonia detection component. We also had a Ham Radio antenna system installed on the Auditorium roof, which leads to an office on the upper level of Alumni Hall. The State Emergency Management Department paid for this as part of our agreement to be a shelter and operations center during emergencies. The bid was awarded for the pool renovation project and work was started in April. This will continue through until June 2021. We trimmed back some trees and other vegetation at Dente Park as we had received multiple complaints of transients setting up camps in the area.

The Facilities Department provides assistance to groups that rent the Civic Center facilities, including set – up and custodial services for each event. Some of the events held at the Civic Center were the Taylor Coppennath

Basketball camp; Mixed Martial Arts events; an ATF training session; the Swish-White River Paper vendors exposition; the “Rocktober Fest” Christian rock concert; the Women’s’ Christian Conference; the CVHHH Flu Clinics; the UVM men’s and women’s basketball teams open practice sessions; and the “Caps 4 Cops” metal recycling event.

A new event that was held in the Auditorium was Pickle Ball, which was set up and run by a group of players that are hoping to make this a regular event. We also hosted the annual UVM Extension/4-H Environmental Summit; the new “Granite City Shootout” featuring men’s and women’s teams from the Vermont Colleges; the Greater Barre Crafters’ Guild annual show; the “Welcome to Barre” VTRANS event; the Montpelier Project Graduation fund raiser dance; the Recreation Department’s “Breakfast with Santa”; Vermont State Police K-9 training; The Barre Fish and Game Club annual Gun Show; the Spring Bridal Expo; and the Vermont Principals’ Association basketball and hockey tournaments. The basketball tournament was cut short due to the COVID 19 pandemic. We also have “long term” rental agreements with Weight Watchers and the Department of Motor Vehicles. Some of the other events/meetings include States’ Attorney trainings for local police departments; Department of Education trainings and Red Cross blood drives. The Auditorium and BOR were also used for Zen Archery; AAU, Mini-Metro, BYSA, and Men’s’ League basketball; public skating; “stick and puck”; the Eric Hutchins Memorial Hockey Tournament; spring sports practices; as a rain site for the Barre Partnership’s Concerts in the Park; and area Police Departments “Physical Testing courses. The AUD was open on about ten Saturdays through the winter months for “open gym” for kids to come in and play basketball at no charge thanks to the generosity of local businesses and the Service Clubs. We also assist the Heritage Festival by providing the tent; tables and chairs, and labor during the set – up and tear down as well as assisting with the seasonal decorations in the gazebo.

The Cemeteries/Parks Department is responsible for the upkeep at Elmwood, Hope and Saint Monica’s Cemeteries as well as City Hall Park, Currier Park, Dente Park and the small “park” at the corner of Elm and Summer Streets as well as the area surrounding the welcome sign on North Main Street. Thanks to the generous donations from the Barre Granite Association and Rock of Ages Granite Corporation, we were able to finish cleaning the monuments in section “G” this year and will plan on moving on to section I next spring. We were challenged this past summer with keeping up with mowing and trimming as we had full time employees out on furlough through the spring and were not able to hire the usual ten temporary employees due to the COVID 19 pandemic. We typically have

about fifteen guided tours during the season however; due to the COVID 19 pandemic, we did not have tours this season.

As the Director of Buildings and Community Services, I attend the meetings of the following City Committees: ADA Committee; Cemetery Committee; Civic Center Committee; the Barre City Tree Stewardship Committee and the Community Gardens Committee. I also serve as the City Tree Warden and the City Energy Coordinator. I continue to be a part of a team that is updating the Vermont Emergency Management “Med Surge/Mass Care Planning” manual, which will be used for shelter operations throughout the State. This group was also instrumental in the setup of the Med Surge Hospital and assisting with the setup of the COVID testing site. This past year I also served on the City negotiation team for the USW contract as well as the City’s VTRANS Welcome Committee.

I would like to take this opportunity to thank my staff for all their support this past year. I especially want to thank them for their patience and understanding as we wended our way through this difficult and uncertain period. They are: Don Bullard, Joel Carminati, Clark Hasting, Rowdie Parker, Dave Pullman and Merton “Andy” Supernault. I look forward to the coming year as we continue to make improvements to the City’s assets. I would also like to thank the City Manager, the Mayor, the City Council, Assistant BCS Director Stephanie Quaranta, Civic Center Marketing Agent Jim McWilliam, my fellow Department Heads, and all the citizens of the City of Barre.

Respectfully submitted,

Jeffrey R. Bergeron

Director of Buildings and Community Services

BUILDINGS & COMMUNITY SERVICES –RECREATION**2020 Annual Report**

The Barre City Buildings and Community Services Department consists of combined duties with Facilities, Recreation and Cemeteries. Recreation is included in the department with all areas covered by a BCS Director and Assistant.

The swimming pool, after several meetings and discussions was opened for one last season before upgrades were scheduled. Swim lessons with an adult and preschool aged child was extremely popular this year. A special thank you to Jeffrey Tuper-Giles who volunteered many hours to assist with our swim lessons. Groups of children participated in several levels of lessons, always eager to attain the skills allowing them to access the deep section and use the slide. Afternoons were times when youngsters could play and have fun during the general swim. This season we experienced a shortage in certified Lifeguards and the evening and weekend schedules were altered. A sincere thank you to our dedicated pool staff who served as Mentors to so many youngsters.

The summer meal program was based out of the pool area where anyone 18 years of age and under could receive a free lunch around noon and a snack later in the day. The meals were prepared at the school. This opportunity was essential to many, especially youngsters who rely on meals at school during the year.

The Clif reading program was back. This grant funded program allowed a professional Storyteller to come to the pool and read with all the magic! Youngsters were then allowed to select two, brand-new books that they could keep. This program has been well received over the years and vital to summer reading and supporting literacy in our youth.

The Tiny Tykes soccer program for young children was popular. The Challenger Soccer program taught youngsters soccer skills as well as cooperation and leadership. The morning, half-day session for the older players was also well received. The United States Tennis Association was on hand to help promote the game of tennis. Lessons were provided and included in the registration fee was a T-shirt, new tennis racket and ball.

Breakfast with Santa filled the Auditorium with families enjoying a delicious buffet style breakfast and visit with Santa. Youngsters received a special gift from Santa and enjoyed coloring pictures for Santa. Chris and his “Purple Guitar” were on hand to provide live music where the children danced and played with musical items.

During school breaks youngsters enjoyed filling the Auditorium gym for “Open Basketball”. This was a very popular program with grades 5 on up. At the ice rink “Stick & Puck” was held for all ages. This allowed youngsters a chance to skate and practice hockey in a non-structured environment.

Public Skating was popular with all age groups. This season was popular with families who attended the sessions on a regular basis.

Participation continued with the Recreation Board, Civic Center Committee, Cemetery Committee, Paths, Routes & Trails Committee and the Safety Committee.

As spring was about to emerge, so did COVID19. The State of Vermont was closing down schools, programs, gyms, workplaces, etc. It was determined that we needed to also close down the use of the playgrounds, tennis and basketball courts. The Annual Egg Hunt was cancelled due to restrictions that prohibited large gatherings. A virtual egg hunt was established. As months passed all in person meetings and programs were cancelled. Due to the closures summer camps and programs were cancelled and I experienced a work furlough.

There were many program and recreational facility closures, however it allowed families to experience the outdoors on our transportation paths and trails. Many families spent time walking in their neighborhood and taking small hikes. COVID19 helped rediscover the outdoors. At the end of the fiscal year we were experiencing closures, however, we grew stronger as a community.

A sincere thank you to all the volunteers with on City committees, Barre Youth Sports volunteers, City Manager, Mayor, City Council and all the employees with the City of Barre who worked as a team as we navigated through the unknowns of COVID19.

Respectfully Submitted,
Stephanie L. Quaranta, C.P.R.P.
Assistant Director, Buildings & Community Services

PLANNING, PERMITTING & ASSESSING SERVICES DIRECTOR'S REPORT

2020 Annual Report

This Department is comprised of the Planning Director, the Permit Administrator, as well as the Assessing Clerk. Janet Shatney serves as the City's Planning Director, with Heather Grandfield as the City Permit Administrator, and Kathryn Bramman is the City's Assessing Clerk, assisting the Contract Assessor, Joseph Levesque, who also resides in the office part-time.

Our mission is to provide efficient, supportive and professional assistance to the Barre City community and beyond, regarding assessing, planning, zoning, community development, economic development, historic preservation, energy. The Department accomplishes this by providing general and technical assistance to individuals and various commissions, committees, and property researchers reviewing and issuing zoning, building, electrical and flood hazard permits; analyzing and revising regulations, encouraging citizen participation; and assisting in the planning and designing for any future development.

The Department staffs the Planning Commission, the Development Review Board, and the Energy Committee. The Director is the appointed Central Vermont Regional Planning Commission's City Commissioner, and serves on the Executive Committee and the Project Review Committee. Staff also acts in a small administrative capacity to the Code Enforcement Office.

Staff furloughs occurred from mid-April 2020 to the end of the fiscal year, while City Hall was closed, reduced their working time to 2 days per week. The Director continued to work and bridge any gaps in services while staff were absent.

Throughout the City economic development continued, but slowed greatly due to the Coronavirus outbreak in March of 2020. From July 2019 to the end of June of 2020 that was in the midst of the Pandemic, development occurred, such as Spaulding High School renovated their library; Downstreet Housing undertook their placement of two "tiny houses" placed on a city lot that were constructed at Norwich University; the Forget-Me-Knot Shop expanded with their Kitty Corner Café; the Vermont Salumi Dry Cure Processing Facility finished renovations to completely process there, and their AR Market (Alimentari Roscini) opened to the public to showcase their products, as well as

being a local grocery store, and the new Spaulding Educational Alternatives Facility began construction on Allen Street. Overall, due to the pandemic reaching us half way through the year, development slowed down commercially, but numerous increased permits were obtained for new or improved decks and porches.

Highlights of Department Accomplishments:

- The Master Plan worked on by the Planning Commission continued, aiming for an adoption early in FY21;
- Semi-annual parking lot inventories continued by the Director during the month of September 2019, and with the Pandemic and the City businesses closing or reducing staffing and hours, it was not performed in the spring;
- The Director continued as staff support to the Energy Committee and the Planning Commission, and the Permit Administrator supports the Development Review Board with backup from the Director;
- The Director oversaw the grant management and closeout of some stormwater installation off of Pouliot Avenue;
- The Director completed the grant management of the Park Street – Winter Meadow stormwater project;
- Insurance reimbursement requests continued by the Director for the Enterprise Aly Parking Lot;
- Work on editing Ordinance Chapters 4 and 7 (Buildings & Buildings Construction, and Minimum Housing respectively) and getting them adopted at City Council;
- Participated in the ongoing work respective to the Salvation Army's desire to bring their offices to N. Main Street from the Keith Avenue location;
- Attended a seminar regarding the new Grand List software demonstration by the State PVR;
- Participated in the annual Grant Management Symposium hosted by Agency of Commerce and Community Development;
- Participated in the See.Click.Fix software demonstration in November at the request of the Public Works Director;
- The Keith Avenue Parking Lot was completed and the Pearl Street Pedestrian Way's ribbon cutting occurred on a very cold evening in

December of 2019;

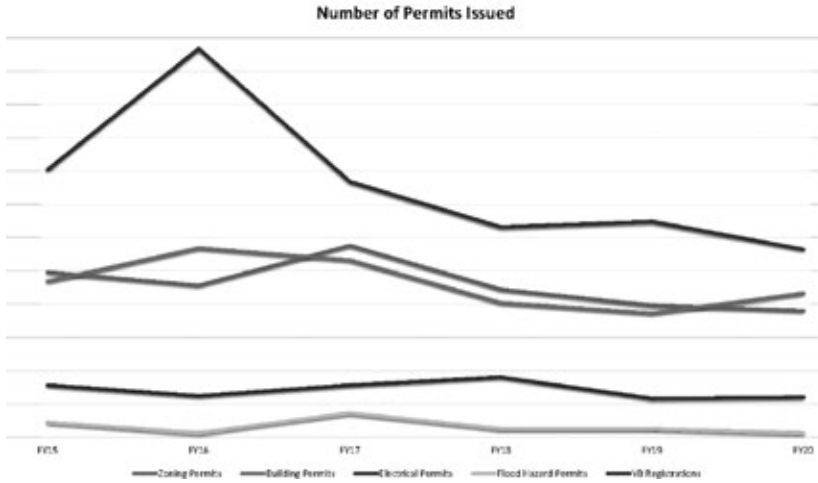
- Ongoing post closure annual maintenance of deferred grants into an electronic state database;
- Annual rental registry invoicing by the Permit Administrator for the Code Enforcement Office occurred once again for a July 1, 2019 deadline;
- Assisted the Energy Committee with their continued work on energy related items;
- Completed the annual update to the Local Emergency Operations Plan with the Fire Chief and adopted by Council in April of 2020;
- Attended the Vermont Emergency Management's annual spring flood readiness seminar in February.

Permits issued this fiscal year were; 95 zoning permits, 3 flood hazard permits, 108 building permits, 141 electrical permits and 50 Vacant Building Registrations were issued. The Development Review Board held 9 hearings to consider 9 cases. A total of \$48,899 in applications were collected to help offset the cost of reviews and processing. Staff also processed 737 invoices for rental property registration and tracked delinquencies, which generated approximately \$132,250 in additional income.

A zoning permit is required prior to any land development in the City of Barre. Land development is defined as the division of a parcel into two or more parcels, the construction, reconstruction, conversion, structural alteration, relocation or enlargement of any structure, mining, excavation or filling, or any change in, or extension of, the use of land or a structure.

Once a zoning permit application is submitted, it is reviewed and a decision is rendered within 15 days from the submission date. There is a statutory 15-day appeal period once an application is approved before the permit is effective and issued. Once a zoning permit is issued, work must start within six months and be completed within three years of the date of issue, or the permit will become null and void. One 2-year extension may be granted if and only if any improvements completed to date conform to the conditions of the permit and any associated development approvals, and there have been no amendments to the Unified Development Ordinance or change in external circumstances that would have caused a material change in the decision on the original application.

Building permits are also needed for any kind of construction, re-construction, alteration, relocation, enlargement or demolition thereof. Building permits once issued, must be started with a 6-month time-frame and be completed within 3 years from the date of issuance as well.



Permits are required for all land development, from grading and filling to building. We encourage anyone with questions to come in during the planning stage of a project so we can discuss your needs and assist you through the permit process. Regulations and applications are also available at www.barrecity.org under the planning and zoning department pages.

The office is open Monday through Friday from 7:30 am to 4:30 pm, and closed from noon to 1 pm for lunch. All staff can be contacted via email and/or telephone, which can be found on the City’s website under the staff directory.

Respectfully Submitted,
Janet E. Shatney, Director
Planning, Permitting & Assessing Services

PLANNING, PERMITTING & ASSESSING SERVICES**ASSESSOR REPORT****2020 Annual Report**

The individual assessment records for all recorded parcels in Barre City, as well as maps indicating the location of properties, building permits, zoning permits, electrical permits, flood hazard permits, Property Transfer Returns, Surveys and field inspections (for those properties that have made improvements & upgrades for remodeling & renovations to their property) are used to update the Assessment records on a regular basis.

The following breakdown of the 2020 Municipal Grand List includes all Grievance and other changes as filed through December 31, 2020:

<u>Real Estate</u>	<u>2020</u>
Residential	339,339,551
Mobile Homes	4,089,290
Commercial	94,681,180
Commercial Apts.	33,001,220
Industrial	17,882,610
Utilities	16,645,700
Farms	293,700
Cable	1,055,500
Miscellaneous	6,588,930
Total Listed Value of Real Estate	\$ 513,577,681
Total Municipal Grand List	\$ 504,477,921
Grand List at 1% of Value	\$5,044,779.21

The above Grand List value is for the Municipal Grand List. According to Act 60/Act 68, the Education Grand List is calculated adding Personal Property Cable and non-approved contracts, stabilization agreements and exemptions, as well as voted exemptions. Thus, the total Taxable Education Grand List value is \$5,054,486.83. There are seven (7) Voted and Contract/Stabilization agreements listed which

also include three (3) partial statutorily exempt parcels with a total value of \$12,218,800 of which \$6,894,060 is exempted. The Education Grand List portion has a partial exemption included in the Local Agreement rate which is included in the State Education Grand List.

The “Special Exemption” for Qualified Housing; i.e., affordable housing complexes, is a statutory exemption certified by the State of Vermont. It allows a percentage reduction in taxable assessment for properties that qualify. There is a total of \$ 603,800 in value exempted from eight (8) properties for 2020. There are also thirty-four (34) properties with State mandated subsidized housing using a decrease of 30% in their current assessment for taxes.

There is a total of forty-five (45) Veteran’s Exemptions, amounting to \$6,864,030 in assessed value of which \$ 450,000, or one fourth (1/4) of the Veteran’s exemption, is statutory and the remaining \$1,350,000 is included in the Local Agreement Rate. There are three (3) Current Use Exemptions for Norman & Madeline Booth Est. (26.22 acres), Quantum Keys Inc. (14.69 acres) and Valsangiacomo, Oreste V. Sr. & Helen Family Trust (176.0 acres) for Current Use total exemption value of \$405,500.

The changing real estate market in Vermont is evident in Barre City with property values continuing to increase with values remaining strong. The Grand List continues to reflect an increase in residential properties, especially as available land in the City diminishes through development. Values have shown a consistent stability over the last three years which is having an effect on school taxes. Continuing effects of the 2006 reappraisal and ongoing adjustments for inspections, corrections, and permitting bring our CLA (common level of appraisal) to 94.97 % from 96.37 % helping to mitigate the effect of the school tax rate set by the state. A COD (Coefficient of Dispersion) of 12.28% is up from 11.89 % in 2019. The COD is the measure of equity or fairness as the Grand List is distributed amongst the taxpayers. The State of Vermont considers a COD of 10 % plus or minus good. Currently, the COD of 12.28 % and its measure of equity is considered to be good, which gives a general indication the taxpayers are being treated fairly according to their assessments.

The 2020 Grand List is comprised of 3,716 parcels of which 3,146 are taxable real estate. Properties are listed in the following categories:

<u>Type of Property</u>	<u>Number of Parcels</u>
Agricultural	2
Utilities	2
Industrial	60
Commercial	245
Commercial apartments (9+ units)	89
Residential (single family & residential condos)	2394
Mobile Homes (Landed & Unlanded)	44
Miscellaneous and Vacant Land	309
Cable	1
Combination and Inactive Parcels	354
<u>Nontaxable parcels & State Parcels</u>	<u>216</u>
Total	3,716
Taxable	3,146

Value Percentages for Real Property of Total Grand List are as follows:

Residential	66.07%
Mobile homes	0.80%
Commercial	18.44%
Commercial Apartments	6.43%
Industrial	3.48%
Utilities	3.24%
Farms	0.06%
Cable	0.21%
Miscellaneous/vacant land	1.28%
Total	100.00%

In addition to the taxable Grand List, the City of Barre has many statutorily tax exempt properties as well as voted tax-exempt properties and properties under tax agreements. The one hundred & ninety (190) non-taxable properties include churches, municipal and statutorily exempt properties with a total value of \$190,938,300. There are also twenty-six (26) state-owned properties with a total value of \$18,275,430.

Currently, Act 68 requires that all property owners file an HS 122 (Homestead Declarations) each year for their primary residence and when changes occur such as sales, rental & business changes of owner or use. In Barre City there is a substantial difference in school tax rates for Homestead (owner occupied residential) properties and Non-Residential (any property or portion not occupied as a primary residence). This document determines the tax rate applied to property in Vermont that began with the 2004 Grand List.

The Assessor's office is assisting with continuing updating of the mapping program, sending in updates and corrections to Cartographic Associates for implementation. They also continue in identifying, recognizing and adding to the Grand List value for extra building lots throughout the City.

If anyone has any questions concerning valuation of real property, copies, or just questions in the City of Barre, keep in mind the closure of City Hall to customers due to Covid 19. Please feel free to contact the Assessor's office from 7:30 A.M. until 12 Noon and from 1:00 P.M. until 4:30 P.M., Monday through Friday, by calling 476-0244 or online jlevesque@barrecity.org or kbramman@barrecity.org and our office will try to respond as quickly as possible for your questions, messages or requests.

Respectfully Submitted,

Joseph LeVesque, Barre City Assessor



BARRE CITY POLICE DEPARTMENT

2020 Annual Report

While officers responded to 11,750 calls for service during this time frame, the onset of the COVID-19 virus definitely changed the way we conducted business and responded to calls for services. Keeping on top of the ever changing landscape and unknowns of COVID-19 while ensuring the health and safety of our officers so that they are able to respond to the most serious of complaints has been taxing for all of us at times.

During this fiscal year, we have seen some changes within the police department staff, with the retirement of Officer Anthony Amaral, and the hiring of Officer David Wallant. We would like to welcome David on board with BCPD and wish Tony the best in his retirement.

Other changes will soon be the addition of a co-located mental health clinician and two additional COP's grants positions that the funding was approved for by the voters this past March.

These positions have been needed for some time now, and in the case of the mental health clinician, it is expected that this position will not only assist our officers when dealing with those individuals experiencing a mental health crisis but also divert some individuals to more appropriate treatment options prior to their involvement with law enforcement and the justice system. We will be sharing this position with Montpelier Police in a joint project that we have great hopes and expectations of.

The two COP's grants position will allow us to continue with our Street Crimes Unit (SCU).

The SCU has shown its value in addressing drugs and drug related crimes both with the multitude of search warrants and related arrests, including the arrests of drug dealers who have supplied drugs responsible for causing overdose death.

The overdose cases are time consuming and very involved, but the extra effort is worth it and we owe it to victims and surviving family members to hold these offenders accountable whenever possible.

This would not be possible without the support of the Community, the Washington County State's Attorney Office and our other agency partners who have been there to assist with warrants and information gathering to

put closure to these cases.

Also in April, we saw the disappearance of one of our citizens Ralph Jean-Marie from the Hollow Inn on S Main Street, in Barre City.

The disappearance of Ralph Jean-Marie is suspicious in nature and updated info regarding this case can be found on the Barre City Police Department Facebook page. Please take the time to read this and anyone having information regarding this case is urged to call BCPD at (802) 476-6613.

While we continue to deal with the ever changing guidelines and restrictions involving the COVID-19 virus, we very much appreciate everyone's patience during these difficult times.

Hopefully the upcoming year will improve things!

I would like to thank the Mayor, the City Council, and the good citizens of Barre for their understanding and support, especially over the last several months.

Very Respectfully,

Timothy J. Bombardier

BARRE CITY FIRE DEPARTMENT

This has been a year like no other. As you know we have found ourselves in the throes of a global pandemic COVID 19, the Coronavirus. When we first learned of this as a department, we spent an extraordinary amount of time and effort preparing for the treatment and transport of patients suspected of being positive COVID patients. As this disease was unknown to the scientific world, what we would need to implement to protect our staff became a constant work-in-progress which early on could change several times in a 24-hour period. Ultimately, the Vermont Department of Health issued a mandate to us; treat every patient you are called to as though they are positive. We have made sure our personnel have the highest level of Personal Protective Equipment (PPE) as required to assure their safety and the safety of the public. This is a real disease. This is a cruel disease. Let's all be safe and stop the spread of this deadly virus.

Wear a Mask.

Keep Your Distance.

Wash Your Hands.

Fire and EMS Department Operations

We finished FY 2020 (June 30, 2020) with a total of 2,314 responses. Of those 1,811 were EMS based runs, and 503 were fire-based responses. This is a decrease in total run volume of 40 calls. An immediate question might be, did COVID affect your number of responses? The answer is YES. By comparison with last year January 1, 2019 to November 30, 2019 we did 1,109 responses and this year during the same time frame we did 891, a decrease of 219 responses. When analyzing those numbers, the deficit is with EMS responses. The immediate thought of most people is that during a pandemic we would see a dramatic increase in people needing to go to the hospital, it was actually just the opposite. People were scared to go to the hospital because of the pandemic so they just stayed home. Unfortunately, when they finally did call 911 they were really sick and in some cases paid a price for waiting.

Our final response tally for the year looks like this:

Structure Fires	38	Combustible/Flammable Liquid Spills	23
Dispatched Cancelled Enroute	66	Severe Weather Issues	1
Unintentional System Malfunction	89	System Detector Malfunctions	35
Smoke and Odor Investigations	8	Unauthorized Burning	36
Water Problems	8	No Emergency Found	23
Motor Vehicle Accidents	10	Chemical Release	16
Electrical Fires/Issues	12	Vehicle Extrication	12
Malicious False Alarms	8	Natural Vegetation Fires	8
Miscellaneous	107	Car/Vehicle Fires	3
Emergency Medical Responses -	1811		



Our structure fires saw an increase to 38 this year up from 21 a year ago. This is never a good sign from a fire safety standpoint as well as from the tax revenue side of things. On January 11 2020 we had a devastating fire in the former LaCross Memorials on Boynton Street. Though the building of origin was a complete loss, with help from surrounding fire departments we were able to keep the fire from spreading to other nearby structures. This was a situation where having automatic sprinklers in working order could have helped control the fire.

Staff

Our career staffing has remained constant this year at 16 and as I have said we operate best when are at that level. We are in search of and recruiting, hiring and training 6 or 8 new “paid on call” firefighters. These are part-time firefighters who are our back-up when we have the need to turn out extra personnel for large incidents. When I was here as Chief in the late nineties we had around 20-22 paid on call firefighters. We now have 4. They are our “national guard” if you will and train regularly and are here to help as needed.

Department Projects

Our biggest project this year was training and equipping to provide Confined Space Rescue for city water and sewer workers. A VOSHA inspection highlighted that the water and sewer department needed rescuers available should any of their employees become trapped in a manhole or tight space. Our fire department had done this in years past so we just needed to become recertified to provide this service. On direction of the city manager, we undertook the training and equipping of our fire and EMS personnel to provide this rescue capability to our fellow city workers. Several of our employees had already been trained in these skills we just needed to get the remainder of them trained. We ended up hosting a rope rescue class here and sending employees to confined space rescue class in Colchester. We were able to use the Vermont Fire Academy and Vermont Urban Search and Rescue teams to provide the training for us at NO TUITION COST. We now have 19 personnel certified in each of these two disciplines

- We also continued our multi-year breathing air tank replacement program
- Did an evaluation process for the multi-year replacement of fire nozzles
- Evaluated new fire hose types for current and future replacement
- Designed and Implemented a new mutual aid call out system for large scale fire incidents in Barre City

- › Took delivery of a replacement Utility pick-up truck with plow

Ambulance Service

As stated above, once COVID hit we saw a serious decrease in the number of patients we were transporting to the hospital. Either they did not want to go to the hospital or the hospital was advising us what to tell them for medical advice and to NOT transport them in. This was a very new thing for us. The controlling factor here is we are only allowed to bill patients who we transport to the hospital. So cost recovery was sparse at best during the first months of COVID.

Fortunately for us, the federal government developed the CARES act. The CARES act helped us to make up the cost of transporting (or not) COVID patients. Our first CARES act payment was \$20,095. That was rec'd in May of 2020. Then in November of 2020 we received additional money, \$63,359 from the State of Vermont to make up for loss in number of patients. We have also applied for some additional assistance from another federal program which should bring in a little more funding. That amount is unknown as of yet.

All of the fulltime employees of the Fire Department are cross trained as dual role Firefighter/ Emergency Medical Service providers. All hold a minimum certification of Advanced Emergency Medical Technician and 5 are certified Paramedics.

Our ambulance service billing clerk also provides billing services for Williston Ambulance, First Branch Ambulance, and East Montpelier Ambulance. We charge a fee for this service which becomes additional revenue for Barre City.

Please stay fire safe and have working SMOKE DETECTORS and CARBON MONOXIDE DETECTORS. Remember, Big Fires start Small and if we can prevent small fires as we have been, we will continue to protect the lives and property in the City of Barre.

I wish to thank the citizens of our community for their continued support of their fire and emergency medical services. Thanks to the City Manager, the City Council as well as the other city departments. As always, my very special thanks to the officers and firefighters of the Barre City Fire Department.

Should you have any questions or problems that I or this department can assist you with, please feel free to call.

Respectfully submitted,

Douglas S. Brent
Chief of Fire and EMS

**PUBLIC SAFETY DEPARTMENT
FIRE MARSHAL & HEALTH OFFICER REPORT**

2020 Annual Report

The Code Enforcement and City Health Officers have continued improving the safety of our local businesses, places of assembly, and rental housing; for the citizens of, and visitors to the Granite City. We have seen a 16% decrease in our overall inspections for this fiscal year, due to COVID-19 concerns. Our office is still handling complaints, which may be reported on the City’s website at www.BarreCity.org, on the Fire Department’s page. If you have any Code, or Health concerns; or just questions in general please call 802-477-7833 and speak with the Fire Marshal Robert “Howie” Howarth, or Inspector Robbie Strachan.

Our Building and Electrical Inspector has been busy, along with his Code Enforcement and Health Officer duties, Inspector Strachan has performed: 143 Building Construction Inspections, as well as, 4 Rough-In, 27 Energizing, and 118 Final’s for Electrical Inspections. The discrepancy in electrical inspections is due to the fact that most electrical work is being done in existing structures.

This fiscal year we have seen a decrease in our overall inspection numbers, though most individual reporting categories have increased.

	FY 2020	FY 2019
Total Inspections	1,106	1,301
Trash / Garbage Complaints	18	32
Dog Bites	28	27
Tenant / Landlord Complaints	31	27
Miscellaneous Complaints (vehicles, snow, chickens, etc.)	12	--
License New/Renewal Inspections	76	75
Vacant Buildings	59	65

I would like to remind all pet owners, especially in the wake of the raccoon that tested positive for rabies, to please keep your pet’s rabies vaccination up to date. The dog that killed the raccoon, after the raccoon had climbed into its kennel, is alive and doing well; because the owner made sure to keep their pet up to date on their vaccinations.

Our community SHARPS disposal program in conjunction with the Barre Region's Vermont Department of Health office, VT CARES, and the Central Vermont Medical Center has been a huge success. Through the six SHARPS kiosks located at the Barre Public Safety Building and our community partners: Barre Housing Authority's North Barre Manor and Tilden House residential units, Capstone Community Action, CVSWD (outdoor), and Barre Town EMS we have collected over **1000 GALLONS** of needles, keeping them out of our landfills, and more importantly off of our streets and playgrounds. The Barre Public Safety Building is also equipped to collect unwanted medications. Following the success of this program, the Central Vermont Medical Center has added a SHARPS, and an unwanted medications collection site in their lobby.

We would like to take this opportunity to remind you to test your smoke /CO alarms, make sure the batteries are new, that there is a fire extinguisher that has been maintained, hanging in your kitchen, and to keep your chimneys and vents clean, and free of snow. Also, this year has seen a rise in porch fires due to improperly disposed of smoking materials. Please make sure cigarettes are fully extinguished; and placed in an enclosed metal container, with a secure metal lid.

Respectfully submitted,

Robert "Howie" Howarth
Fire Marshal & City Health Officer

DEPARTMENT OF PUBLIC WORKS

FY 2020 Annual Report

The Department of Public Works is responsible for the integrating and coordinating of the functions of the following divisions: Streets, Water (Treatment & Distribution) and Wastewater (Treatment and Collection). The work can be separated into:

Streets

This year the voter authorized \$ 425,000.00 for DPW projects and activities. The funds were used for the Reconstruction Projects, Capital Improvements, Sidewalks and Project Materials. The following Streets have been completed from the previous fiscal year. In addition Streets Division staff placed 117.68 tons @ 67.00 ton of asphalt & Cold Patch 59.14 tons @ 123.00 pavement mix in pot holes and shims totaling \$15,158.79

• Hill St. to Patterson St. 06-05-2020	\$ 75,831.60
• Keith Ave & Pearl St. Project 05-29-2020	\$ 32,214.77
• Lower Camp Street as of 09-13-2019	\$ 21,500.91
• Merchant Street 06-05-2020	\$ 14,708.20
• Midway Street Portion 11-22-2019	\$ 11,557.79
• Park Street as of 08-23-19	\$ 55,899.01
	\$ 211,712.28

Sidewalks

The following is a list of sidewalk replacements and repairs:

• Ayers Street Portion 10-18-19	\$ 33,979.51
• Ayers St. by Bridge Pedestrian Barrier	\$ 9,430.90
• Currier Park 09-06-19	\$ 22,808.77
• Lower Camp Street 08-09-19	\$ 56,082.54
• Pearl Street 11-01-19	\$ 5,658.70
Total cost for replacement and repairs was	\$ 127,960.42

Storm Sewers

Throughout the year, PW staff investigated sewerage problems that included visual inspection, dye tests or pipeline camera work. Public Works staff responded to issues at 91 locations to physically clean, repair or replace storm sewers in distress. The Public Works Department continues to rebuild storm sewer catch basins and cleaning of storm lines and drains throughout the City. Total costs for repairs and cleaning totaled \$ 23,807.34.

Winter Maintenance

The City Street Department purchased 1,808.31 tons of road salt @ \$77.00/ton and 340.79 tons of road salt @ \$78.00/ton, 2,149.10/tons totaling \$165,821.49. No sand purchased this Fiscal Year.

Domestic Sewer

Throughout the year Sewer Subdivision staff responded to 82 district sanitary sewers blockages and corrective actions.

This year the City of Barre repaired Sewer Lines and Rebuilt Manholes follows:

Sewer Line Repair

• Beckley Street Manhole Repair	\$ 1,399.03
• Keith Ave. & Pearl St.	\$ 370.84
• South Main St. by Quarry St.	\$ 868.56
• Manhole Rebuilds & Repairs	\$ 4,569.30
• Misc. Blockages	\$ 12,332.70
Total Cost	\$ 19,540.43

Water

In conjunction with our street reconstruction program we replaced mainline water pipes on the following:

• Lower Camp Street 6" Main Line 09-06-19	\$ 22,370.76
• Merchant Street 8" Main Line 11-22-19	\$ 39,404.61
Total Project Cost	\$ 61,775.37

We also had Main Line Water Breaks and repairs to our system throughout the City. The cost to repair those breaks was \$ 108,023.91. Staff also addressed water quality and hydrant performance issues with flushing activities, hydrant repair and replacement and water meter replacement and maintenance.

Other Misc. Water Repairs, Service Box, Curb box Pressure Reducer 6" Sprinkler Line & Gate & Tap & Hydrant Replacement repairs came to \$ 99,720.47.

We truly appreciate the support from the Taxpayers in the City of Barre as well as the Manager, Mayor and City Council, City Clerk, Finance Director, Planning and Zoning Dept., Assessors, Accounting Dept. and Facilities Dept. A special thanks to all our City employees in the Street Dept., Water & Sewer Dept., Water Treatment Plant, Waste

Water Treatment Plant and Engineer's Office. We look forward to serving you and if you have any questions or concerns please do not hesitate to contact our office at (802) 476-0250.

Respectfully submitted,

Steven N. Micheli, *Assistant Director of Public Works FY 19/20*

William Ahearn P.E., *City Engineer/Director of Public Works FY 19/20*

WASTEWATER TREATMENT FACILITY REPORT

FY 2020 Annual Report

The Facility processed 892.39 million gallons of sewage. This represents an average of 2.44 million gallons per day. Maximum daily instantaneous flow was recorded at 6.5 million gallons per day. A key component of the Facility is to remove phosphorus from the receiving water (Stevens Branch of the Winooski River) as this enters Lake Champlain. To achieve phosphorus removal sodium aluminate is added at measured increments in order to remove 33,491 pounds of phosphorus. The Facility adds sodium hypochlorite to the effluent in order to reduce E. coli levels below 10 colonies per 100 milliliters. Prior to river discharge sodium bisulfite is added to the effluent to dechlorinate as chlorine interferes with trout species migration. 3,209 cubic yards of dewatered biosolids were disposed of at a certified landfill. At March Town Meeting a bond of \$900,000.00 was approved. The bond will fund a new dual fuel boiler (methane/fuel oil), 35 foot diameter domed digester cover and automated methane flare.

Preventive maintenance projects completed:

- 1) Rebuilt 15 horse power digester mixer #1/ #2
- 2) Repaired 2 digester sump pumps
- 3) Rebuilt sodium hypochlorite pump #1
- 4) Replaced gravity belt electric motor
- 5) Replaced belt filter thickening press and gravity belt belts
- 6) Rebuilt clarifier #2 skimmer arm
- 7) Rebuilt digester recycle pump #1

The Facility is staffed by 4.3 employees. A Wastewater Treatment Trainee was added this year to improve resiliency in staffing. Split shifts were deployed to assure continued operations in the event of COVID-19 related absences.

Projects under consideration include: 25-year facility review, roof replacement and a communication review across cell service, radio and low power FM systems.

Water Treatment Facility

The Facility produced 457.37 million gallons of quality potable water. Production averaged 1.25 million gallons per day.

The following occurred during the fiscal year:

- 1) Replaced stand-by generator #2 turbo charger as well as batteries for generators #1 and #2
- 2) Added variable frequency drive at Deep rock pump station as well as pressure transmitter upgrade
- 3) Replaced soft start contactor for air scour blower #1
- 4) Rebuilt Facility potable water pump #1
- 5) Serviced reduced pressure zone back flow preventers
- 6) Rebuilt air compressor #1
- 7) Examined replacing dry potassium permanganate with liquid sodium permanganate for safety and improved process control

The Facility is staffed by 3.3 employees. A Water Treatment Trainee position was added this year to provide greater resiliency on staffing. In order to assure full operations, split shifts were deployed at the plant with a temporary assignment of 1 Streets Division employee to build 2 teams of 2.

TAX COLLECTOR'S REPORT
Schedule of Delinquencies

June 30, 2020

DELINQUENT TAXES:

Balance of delinquent taxes June 30, 2019	\$ 276,734.12
2019 August Quarter delinquent	\$ 175,016.15
2019 November Quarter delinquent	\$ 153,555.58
2020 February Quarter delinquent	\$ 178,610.72
2020 May Quarter delinquent	\$ 296,027.75
Total Delinquent Taxes	<u>\$ 1,079,944.32</u>
Total Amount Collected from July 2019 to June 2020	\$ (779,272.34)
Balance	<u>\$ 300,671.98</u>
Abated and Voids	\$ (6.36)
Assessor Changes	\$ -
BOA Abatements	\$ (3,314.84)
Tax Sale - City Bid Pmt	\$ -
Balance June 30, 2020	<u>\$ 297,350.78</u>

DELINQUENT WATER:

Balance of Delinquent Water on June 30, 2019	\$,749.76
2019 September Quarter delinquent	\$ 101,488.18
2019 December Quarter delinquent	\$ 102,301.55
2020 March Quarter delinquent	\$ 124,525.91
2020 June Quarter delinquent	\$ 87,069.27
Total Delinquent Water	<u>\$ 568,134.67</u>
Total Amount Collected from July 2019 to June 2020	\$ (432,165.08)
	<u>\$ -</u>
Balance	\$ 135,969.59
Abated and Voids	\$ (970.70)
City Bid - Tax Sales	\$ -
	<u>\$ -</u>
Balance June 30, 2020	\$ 134,998.89

DELINQUENT SEWER:

Balance of Delinquent Sewer on June 30, 2019	\$	75,000.48
2019 September Quarter delinque	\$	48,738.11
2019 December Quarter delinquent	\$	50,372.90
2020 March Quarter delinquent	\$	61,912.55
2020 June Quarter delinquent	\$	43,320.72
Total Delinquent Sewer	\$	279,344.76
T/Barre Delinquent Sewer	\$	-
Total Amount Collected from July 2019 to June 2020	\$	(206,476.36)
	\$	-
Balance	\$	72,868.40
Abated and Voids	\$	(650.63)
City Bid - Tax Sales	\$	-
	\$	-
Balance June 30, 2020	\$	72,217.77

DELINQUENT DEBT SERVICE:

Balance of Delinquent Debt Service on June 30, 2019	\$	533.09
2019 September Quarter delinquent	\$	443.34
2019 December Quarter delinquent	\$	295.5
2020 March Quarter delinquent	\$	369.45
2020 June Quarter delinquent	\$	369.45
	\$	-
Total Delinquent Debt Service	\$	2,010.89
Total Amount Collected from July 2019 to June 2020	\$	(1,547.55)
	\$	-
Balance	\$	463.34
Abated and Voids	\$	-
Balance June 30, 2020	\$	463.34

Respectfully submitted,
 Sylvie Rivard
 Assistant Tax Collector

FINANCE DEPARTMENT

The Finance Department ensures Barre City's financial resources are managed and accounted for in an effective and efficient manner. The department is responsible for daily accounting records, payroll and payable services for the city's governmental and business activities as well as preparing for the year-end audit.

Heading into FY20, we knew it was going to be a challenging budget year, little did we know just how challenging. The General Fund's program revenue streams, such as Civic Center rentals, meter revenue, and the School Resource Officer program were all negatively impacted by the pandemic. To aid in the looming revenue deficit, the management team, led by City Manager Mackenzie, froze all non-essential or non-emergency expenditures and a number of staff volunteered to furlough. In order to keep a steady pulse on the financial status, a budget to actual financial update is provided bi-weekly to the Department Heads and City Manager, or as requested; the Mayor, City Council, and Barre City residents receive financial information on a quarterly basis, or as requested. This dedicated effort led to a fiscal year surplus of \$38,084, in which eliminated FY19's deficit and ended the fiscal year with a cumulative surplus of \$1,105.

The Finance Department consists of a team of three: Payroll Clerk Donna McNally, Sr. Accounting Clerk Jessica Worn, and myself. We were able to shift gears relatively well in response to the Governor's "Stay Home, Stay Safe" order as one volunteered to furlough, one worked remotely, and one remained working in the office. This allowed for the continuation of daily financial operations, helped aid in budget spending, and most importantly kept everyone safe and healthy.

Fiscal year 2020 Finance Department highlights include:

- Journal Entries dating back to FY17 are now digitized. This has added efficiency, specifically in the finance department where we are to be able to electronically send the auditors requested entries as well as research entries and related backup with ease. This effort has proved its worth time and time again when working remotely during the pandemic.
- Asset documents are becoming digitized and stored within the NEMRC software module. This has been a huge improvement in asset tracking abilities.

- FY20 audit was completed and received in time for publishing a portion in the annual report. You can find the full audit report on the City's website: <https://www.barrecity.org/document-library.html>

Our office is open M-F 7:30 A.M. to 4:30 P.M., with the exception of being closed from noon to one for lunch.

Respectfully submitted,

Dawn Monahan

A handwritten signature in black ink that reads "Dawn Monahan". The signature is written in a cursive, flowing style.

Director of Finance

**CITY EMPLOYEE COMPENSATION
Fiscal Year 2017-2020**

Employee Earnings Over \$300.00

	BASE	OVERTIME	SPECIAL PROJ	TOTAL
<u>ASSESSOR'S OFFICE</u>				
Bramman, Kathryn H	46531.99			46531.99
DEPT TOTAL	46,531.99			46,531.99
<u>CEMETERY DEPT</u>				
Balzanelli, Salvatore F Jr	1116.00			1116.00
Bullard, Don A	56289.74	37.90		56327.64
Elmer, Christopher A	3045.01			3045.01
Hebert, Sarah E	1216.16			1216.16
Isabelle, Benjamin B	1224.75			1224.75
Kilburn, Jesse A	4717.91			4717.91
Mahoney, Brandyn A	6635.51			6635.51
Manning, Jeffrey C	2817.50			2817.50
O'Grady, Peter L	3726.00			3726.00
Perkins, Bradley S	3772.03			3772.03
Poczobut, Walter F	3936.00			3936.00
Trowel, Thomas W	1727.26			1727.26
Winters, Anthony E	2518.53			2518.53
DEPT TOTAL	92,742.40	37.90		92,780.30
<u>CITY MANAGER'S OFFICE</u>				
Mackenzie, Steven E	103088.11			103088.11
Norway, Joanne P	31152.50	255.01		31407.51
Taft, Francis R	67396.00			67396.00
DEPT TOTAL	201,636.61	255.01		201,891.62
<u>ENGINEER'S OFFICE</u>				
Ahearn, William E	91341.88			91341.88
Seaver, Debbie L	46420.10	13393.96		59814.06
DEPT TOTAL	137,761.98	13,393.96		151,155.94
<u>BUILDINGS & COMMUNITY SVCS</u>				
Bergeron, Jeffrey R	63942.08			63942.08
Carminati Jr, Joel F	33537.01	162.33	1978.46	35677.80
Hastings III, Clark H	42046.53	540.03	223.58	42810.14
Parker, Rowdie Y	43549.79	1714.01		45263.80
Pullman, David L	26692.09	276.82	98.82	27067.73
Supernault, Merton A	40849.20	120.75	2482.87	43452.82
DEPT TOTAL	250,616.70	2,813.94	4,783.73	258,214.37
<u>FINANCE DEPT</u>				
Chase, Sherry L	32132.92	104.28		32237.20
McNally, Donna C	51986.05	1258.23		53244.28
Metivier, Cheryl A	34961.48			34961.48
Monahan, Dawn M	78104.03			78104.03
Rivard, Sylvie R	37630.10	7.21		37637.31
Villa, Vicki P	21664.29			21664.29
Worn, Jessica L	41774.63			41774.63
DEPT TOTAL	298,253.50	1,369.72		299,623.22

	BASE	OVERTIME	SPECIAL PROJ	TOTAL
<u>FIRE DEPT</u>				
Aldsworth, Joseph G	75653.13	6621.41	1746.59	84021.13
Benson, Nicholas J	58081.88	2708.00		60789.88
Breault, Bonnie J	46552.04	22924.10		69476.14
Brent, Douglas S	86509.60			86509.60
Cetin, Matthew J	69773.74	8504.22		78277.96
Charbonneau, Michael J	68441.69	11048.91	287.07	79777.67
Copping, Nicholas R	70173.43	5903.48	247.45	76324.36
Cruger, Eric J	58284.37	12285.49	267.07	70836.93
Cushman, Brian K	70729.42	13566.43	501.72	84797.57
Cyr, Christopher M	418.77		126.56	545.33
Farnham, Brian D	66813.81	7511.82		74325.63
Haynes, William D	64253.03	1904.40		66157.43
Howarth, Robert C	72955.84	11182.71	446.57	84585.12
Morrison, Camden A	39965.83	7123.39	392.14	47481.36
Poirier, Holden R	42467.77	10106.54	266.87	52841.18
Pruitt, Brittain J	62205.32	4513.42	407.21	67125.95
Rubalcaba, David T	62719.32	10582.86		73302.18
Shaw, Benjamin K	66805.76	13949.78	829.14	81584.68
Sheridan Jr, Gary R	68735.86	6761.06	360.23	75857.15
Strachan, Robbie B	53377.68	104.25		53481.93
Strassberger, Kirk E	40780.34	3810.82		44591.16
Tillinghast, Zachary M	67382.22	12301.83	156.88	79840.93
Ward, James O	1156.28		60.94	1217.22
DEPT TOTAL	1,314,237.13	173,414.92	6,096.44	1,493,748.49
<u>PLANNING/ZONING DEPT</u>				
Grandfield, Heather L	35018.06	102.56		35120.62
Shatney, Janet E	58802.20			58802.20
DEPT TOTAL	93,820.26	102.56		93,922.82
<u>POLICE DEPT</u>				
Aldsworth, Joseph G		1851.60	3435.48	5287.08
Amaral, Anthony C	14541.22			14541.22
Baril, James A	68886.55	26233.81	2233.75	97354.11
Bombardier, Timothy J	128001.67			128001.67
Bullard, Jonathan R	62426.41	7697.69		70124.10
Copping, Nicholas R		2098.93	137.77	2236.70
DeGreenia, Catherine I	61156.80	10081.19		71237.99
Duhaime, Robert H	69937.66	19900.92	145.68	89984.26
Durgin, Steven J	69248.54	17303.87		86552.41
Eastman Jr, Larry E	76535.82			76535.82
Fleury, Jason R	66515.42	8915.61	4565.73	79996.76
Frey, Jacob D	62720.32	26051.25		88771.57
Gaylord, Amos R	58001.46	17273.74		75275.20
Hayden, Amy L	58669.21	10454.62		69123.83
Hedin, Laura T	61301.16	1666.75		62967.91
Houle, Jonathan S	69768.16	14480.97		84249.13
Kirkpatrick, Troy S	72783.88	19247.71		92031.59
Lewis, Brittany L	51617.30	11568.52	207.36	63393.18
Lowe, Robert L	58555.62	33400.90		91956.52
Machia, Delphia L	37801.92			37801.92
McGowan, James R	60044.41	20005.29		80049.70
Miller, Robert W	71986.23	36464.63	2109.86	110560.72
Mott, John C	12305.43			12305.43

	BASE	OVERTIME	SPECIAL PROJ	TOTAL
Murphy, Brianna E	53906.90	5881.99		59788.89
Parshley, Tonia C	57720.96	5311.71		63032.67
Pierce, Joel M	64090.73	2356.24		66446.97
Pontbriand, James D	65654.12	20094.72		85748.84
Pouliot, Brooke L	42752.00			42752.00
Protzman, Todd A	28175.00			28175.00
Reale, Michael R	53247.09	11804.73		65051.82
Rounds, Steven D	901.36			901.36
Rubalcaba, David T		8794.40		8794.40
Ryan, Patty L	18947.25			18947.25
Ryan, Robert E	770.90			770.90
Schauer, Russell A	59186.64	14474.88		73661.52
Stacey, Chad A	1352.04			1352.04
Tucker, Randall L	70127.67	17544.86	792.06	88464.59
Wallant, David R	40059.16	13701.48	207.36	53968.00
DEPT TOTAL	1,849,697.01	384,663.01	13,835.05	2,248,195.07
<u>RECREATION DEPT</u>				
Carter, Iris V	568.23			568.23
Heath, Jamie C	526.50			526.50
Krasofski, Kiernan C	540.29			540.29
Law, Jade M	2637.52			2637.52
Millette, Zachary V	1627.36			1627.36
Osadchey Brown, Phoebe M	333.34			333.34
Paterson, Grace M	1650.79			1650.79
Quaranta, Stephanie L	54909.13			54909.13
Rousse, Olivia A	469.54			469.54
Spaulding, EmilyGrace L	1395.90			1395.90
Steinman, Jeffrey A	1871.10			1871.10
Vance, Dakota T	2108.70			2108.70
DEPT TOTAL	68,638.40			68,638.40
<u>STREET DEPT</u>				
Abare, Lance R	39506.38	804.11		40310.49
Benjamin, Kenneth S	49486.26	4269.60		53755.86
Demell, William M	51387.90	3964.46		55352.36
Dexter, Donnel A	56323.90	3051.04		59374.94
Donald, Lance B	28863.84	3366.46		32230.30
Doyle, Christopher L	12575.50	803.94		13379.44
Fogg, Alex B	4143.42			4143.42
Kosakowski, Joshua D	48688.97	2297.51		50986.48
Lane, Zebulyn M	47818.14	2217.05		50035.19
Langevin, Raymond P	30620.47	1976.27		32596.74
McGuire, Aaron M	37797.82	835.43		38633.25
McTigue, Peter J	38458.03	2068.86		40526.89
Morris, Scott D	50011.80	2238.17		52249.97
Southworth, Norwood J	50516.61	582.31		51098.92
Tucker, Russell W	58,646.61	6095.95		64742.56
DEPT TOTAL	604,845.65	34,571.16		639,416.81
<u>SEWER DEPT</u>				
Gilbert, David P	49378.43	1485.51		50863.94
Hoyt, Everett J	52110.53	1245.89		53356.42
DEPT TOTAL	101,488.96	2,731.40		104,220.36

	BASE	OVERTIME	SPECIAL PROJ	TOTAL
<u>WATER DEPT</u>				
Freeman, Richard L	8620.02	420.31		9,040.33
Kelly Jr, Joseph E	47749.52	3412.18		51161.70
LaPerle, Jessica L	38119.62	3277.29		41396.91
Rochford, Zachary J	53246.68	4457.99		57704.67
Smith, Clint P	47622.04	6467.06		54089.10
DEPT TOTAL	195,357.88	18,034.83		213,392.71
<u>WATER PLANT</u>				
Drown, Jacob D	58733.70	5401.98		64135.68
Martel, Joell J	57150.09	6775.63		63925.72
DEPT TOTAL	115,883.79	12,177.61		128,061.40
<u>WASTEWATER PLANT</u>				
Maloney, Jason F	52435.78	4636.52		57072.30
Micheli, Steven N	80350.24			80350.24
Nykiel, Bryan T	50062.55	2539.76		52602.31
Rouleau, Joseph J	63,212.25	7974.64		71186.89
DEPT TOTAL	246,060.82	15,150.92		261,211.74
<u>ELECTED OFFICIALS</u>				
Boutin, Michael A	Councilor- Ward 2	1000.00		1000.00
Dawes, Carolyn S	City Clerk/ Treasurer	60341.60		60341.60
Hemmerick, Jacob M	Councilor- Ward 1	307.69		307.69
Herring, Lucas J	Mayor	0.00		0.00
LePage, Edward J	Councilor- Ward 3	365.38		365.38
Morey, Richard D	Councilor- Ward 3	1000.00		1000.00
Reil, Ericka A	Councilor- Ward 3	307.69		307.69
Steinman, John F	Councilor- Ward 1	1000.00		1000.00
Stockwell, Samn	Councilor- Ward 3	192.30		192.30
Tuper-Giles, Jeffrey M	Councilor- Ward 1	692.30		692.30
Waszazak III, Edward C	Councilor- Ward 2	1000.00		1000.00
DEPT TOTAL	66,206.96			66,206.96

*Special Projects include coordination of parking, police, fire and custodial activities at the City Auditorium/BOR, and traffic/crowd control at other functions. These costs are reimbursed to the City by the sponsoring agencies.

GRAND TOTAL 5,683,780.04 658,716.94 24,715.22 6,367,212.20

	BASE	OVERTIME	SPECIAL PROJ	TOTAL
Assessor's Office	46,531.99			46,531.99
Cemetery Dept	92,742.40	37.90		92,780.30
City Manager's Office	201,636.61	255.01		201,891.62
Engineer's Office	137,761.98	13,393.96		151,155.94
Buildings & Commu- nity Services	250,616.70	2,813.94	4,783.73	258,214.37
Finance Department	298,253.50	1,369.72		299,623.22
Fire Dept	1,314,237.13	173,414.92	6,096.44	1,493,748.49
Planning/Zoning Dept	93,820.26	102.56		93,922.82
Police Dept	1,849,697.01	384,663.01	13,835.05	2,248,195.07
Recreation Dept	68,638.40			68,638.40
Street Dept	604,845.65	34,571.16		639,416.81
Sewer Dept	101,488.96	2,731.40		104,220.36
Water Dept	195,357.88	18,034.83		213,392.71
Water Plant	115,883.79	12,177.61		128,061.40
Wastewater Treatment Plant	246,060.82	15,150.92		261,211.74
Elected Officials	66,206.96			66,206.96
GRAND TOTAL	5,683,780.04	658,716.94	24,715.22	6,367,212.20

Donna McNally
Payroll Clerk

FY 20 OVERTIME SUMMARY NARRATIVE

Overtime labor expenses are almost exclusively driven by emergency or seasonal conditions, outside requests for (reimbursed) services, City Council authorized special events requiring staff support beyond the normal work-week and/or the terms of the Collective Bargaining Agreements negotiated with each of the four (4) labor unions representing non-management Barre City employees. When overtime is required, the provisions of existing negotiated labor contracts determine the payroll requirements within each department that has a master labor agreement. These provisions include minimum (safe) staffing levels for emergency services personnel. Except in limited circumstances, overtime is not discretionary on the part of any individual employee. The City Manager and Department Heads are proactive in monitoring and managing overtime, and are continually looking for ways to control or reduce overtime through improved operating practices, protocols and/or through labor contract negotiations. Overtime is also induced periodically due to the fact that City staffing is on the “lean” side, and most departments do not have large staffs that can fill the voids during scheduled or unplanned employee absences or seasonal workloads.

The City Manager and all Department Heads are all salaried positions, and as such, do not receive overtime compensation. Most Department Heads routinely work beyond the normal workweek and/or provide uncompensated, on-call support after hours and on week-ends.

As noted in the preceding Overtime Summary, Total General Fund Overtime and Special Projects labor expenses in FY20 were \$610,623 (down \$127,080 from \$737,703 in FY19) and \$24,715 (also down \$9,452 from \$34,167 in FY19). These FY20 costs were substantially offset by \$514,500 (\$513,765 in FY19) in revenue generated principally by Ambulance Billings, Auditorium Custodial Fees, and Police/Fire Special Details.

The following summary explains what the overtime drivers are in Barre City municipal operations by Department from highest overtime expense to lowest:

Police Department Overtime is incurred to meet minimum shift staffing for Police and Dispatch operations to meet safety requirements and/or service demands caused, in part, by shift shortages during vacations, and/or sick, injury, and holiday leave. In addition, overtime coverage is often required for some emergency responses or special

(reimbursed) details including the following types of coverage:

Extended Emergency Responses and/or related shift continuation: (accidents, floods, fires, HazMat incidents, domestic violence calls, burglaries, drug investigations, etc.)

Council approved events: Parades (Memorial Day, Veterans Days, St. Patrick's Day, SHS Homecoming, Halloween, and Christmas), Main Street Closures (Bike Race, Heritage Festival)

Courtroom and Legal Proceedings (depositions, testimony, etc.)

Special Details: Traffic control required by contractors, safety coverage at Auditorium and BOR events (Basketball, Hockey, Gun Show, Dances, Parties, Craft Shows, etc.). All special details are reimbursed by the party requiring the police coverage.

Fire/Ambulance Department Overtime The basic drivers of Fire Department overtime are similar to the Police Department, including minimum shift staffing for fire and ambulance operations to meet safety requirements and/or service demands caused, in part, by shift shortages during vacations, and/or sick, injury, and holiday leave, special training sessions, and special activities such as arson investigations. However, the most notable difference between the two departments is that the preponderance of Fire Department overtime is triggered by calls for ambulance service including emergency responses, lift assists and/or scheduled transports. Cost recovery for ambulance calls is highly regulated by Federal CMS and State of Vermont (Medicare and/or Medicaid) reimbursement rates. Due to the changing demographics of our city approximately 70% of our ambulance calls are patients insured through government programs which reimburse us at significantly discounted reimbursement rates. The remaining 30% of our calls are reimbursed either by private insurers or self-paid. Because cost recovery is tied directly to the transportation of the patient, "no-transport" ambulance runs, in which no one is transported to the hospital, are un-billable and therefore go unreimbursed.

Street Department Overtime is required for extended workday/after-hours snowplowing, sanding, salting and snow removal operations; storm related events including high water/flooding conditions, downed trees and/or road obstructions/debris; week-end special events support (Heritage Festival, etc.), weekly nighttime street and/or non-routine highway situations needing barricades or other emergency support as may be required by the Police or Fire Departments.

Facilities Department Overtime is required to support Special Projects (reimbursed scheduled events), as well as scheduled or unplanned employee absences.

Cemetery Department OT is required to support after-hours and/or week-end entombments and interments, some of which is reimbursed.

Finance Department Overtime is required on a seasonal basis to prepare for and assist in the Annual Audit, as well as with calendar and fiscal year-end accounting and payroll calculations, adjustments, summaries and tax reporting.

Engineering Department OT is periodically required to support extended workday schedules during summer paving operations to provide paving control and inspection and/or week-end. Administrative overtime is also periodically required to support the significant job-costing documentation required above and beyond the normal office administrative support for atypical events such as state and federal disaster reimbursement.

Planning/Zoning Department OT is periodically required for the Permits Administrator to support after-hours meetings of the Development Review board. In addition, some OT was required in FY15 to provide support due to a position vacancy.

Assessor's Office Overtime is required on a limited basis assessing work, usually once a year as needed prior to the lodging of the Grand List or at Grievance time.

City Manager's Office and Recreation Department. There was no compensated overtime expended in either of these offices, principally because most of the staff in these departments are salaried and any necessary overtime is uncompensated.

While the earnings of the employees of the following Departments are summarized in the Overtime Summary Table, their wages, benefits and overtime are not paid from the General Fund Budget. They are paid from the Enterprise Funds (Water and Wastewater) for their respective departments.

Water and Wastewater Treatment Facilities: Week-end overtime is necessitated at each of these facilities on both week-end days to check on the facilities operations and perform mandatory daily Permit testing as required by the State of Vermont operating permits. In addition, both facilities have automated alarms and dialer systems that call an operator in when there is trouble at the facility for such things as power

failures or equipment malfunctions.

Water Department: During the construction season there are times when piping repairs or new installations require additional time at the end of the day to allow for recharging of the distribution system. Sub-contracted work may require extended inspection coverage if the contractor(s) work an extended day(s). Catastrophic water breaks can require a tremendous amount of emergency response overtime. Water system flushing is conducted at least once per year and is done on both a regular and overtime basis.

Sewer Department: Overtime can be required for after-hours sewer plugs on mainline sewers. Overtime may also be required to respond to homeowners' after-hours service calls for malfunctioning service lines to check the mainline before a plumber or home-owner pulls the cap on their plumbing in their basement to avoid wastewater surcharges into the structure. Occasionally, sewer repair or new construction work may require overtime to make a reconnection to return a (new) sewer to service at the end of the day.

**CITY OF BARRE, VERMONT
PROJECTED TAX RATE CALCULATION & STATISTICS**

For The Fiscal Year Ending June 30, 2022

	<u>\$</u>	<u>Tax Rate</u> (\$/100 of Assessment)
AMOUNT TO BE RAISED BY TAXES		
2022 General Fund Budget	9,316,073	\$1.859
SUMMARY OF BALLOT ITEMS:		
Streets/Sidewalks/Equipment Fund	380,000	\$0.076
Voter Approved Assistance Requests (Allowance)	149,601	\$0.030
	9,845,674	\$1.964
GRAND LIST CALCULATION:		
Current Municipal Grand List	4,945,666	
Anticipated increase as of April 1, 2020	66,510	
Adjusted Grand List	5,012,176	
Calculated Municipal Tax Rate	1.964	
Allowance for Errors and Appeals	0.010	
Base Rate ST:	1.974	
Local Agreement Tax Rate	0.023	
Total Projected Municipal Tax Rate:	1.998	
	<u>MUNICIPAL</u>	
PRELIMINARY 2021/2022 TAX RATE	\$1.998	
2020/ 2021 TAX RATE	\$1.938	
PROJECTED INCREASE (IN CENTS)	6.03	
PROJECTED INCREASE (IN PERCENTAGE)	3.11%	
COMPARATIVE STATISTICS:		
January 1, 2021 Increase In Social Security Benefits		1.30%
Inflation (CPI-All Items) - CY 20 (thru Nov. 2020)		1.20%

PROJECTED TAX CHANGE BASED UPON PROPERTY VALUE

	<u>Annually</u>	<u>Quarterly</u>	<u>Monthly</u>
EFFECT ON \$125,000.00 HOME	75.38	18.84	6.28
EFFECT ON \$150,000.00 HOME	90.45	22.61	7.54
EFFECT ON \$200,000.00 HOME	120.60	30.15	10.05

CITY OF BARRE

WARNING FOR ANNUAL MARCH MEETING

The legal Voters of the Wards of the City of Barre are hereby Warned to meet at the respective polling places of said wards at the central polling place in the municipal auditorium on Auditorium Hill on the 2nd day of March, 2021 from 7:00 A.M. to 7:00 P.M.

At the same time and place and during the same voting hours, the voters of the Wards will meet for the purpose of electing by Australian Ballot one Councilor for each of the Wards as follows:

Ward 1: One Councilor to serve for a term of two (2) years.

Ward 2: One Councilor to serve for a term of two (2) years.

Ward 3: One Councilor to serve for a term of two (2) years.

At the same time and place and during the same hours, the legal voters are Warned to meet for the purpose of acting, by Australian Ballot, on the following articles. The polls will be open from 7:00 A.M. to 7:00 P.M.

ARTICLE I

Shall the Barre City Voters authorize a General Fund Budget of \$12,836,332 of which an amount not to exceed \$9,316,073 is to be raised by local property taxes for the fiscal year July 1, 2021 through June 30, 2022?

ARTICLE II

Shall the Barre City Voters authorize the sum of \$380,000 for Street Reconstruction and Sidewalk Improvements, and/or Capital Equipment Purchases?

ARTICLE III

Shall Chapter I, Section 104 of the Barre City Charter be hereby amended as follows:

Chapter I, Incorporation and General Provisions.

Sec. 104. General Corporate powers.

(d) Barre City shall only fly the City, State, United States, and the MIA/POW flags.

ARTICLE IV

Shall Chapter I, Section 105 of the Barre City Charter be hereby amended as follows:

Chapter 1, Incorporation and General Provisions.

Sec. 105. Ordinances – Subject Matter.

~~[(g) to Adopt and enforce ordinances related to the medication of landlord tenant issues by the Housing Board of Review.]~~

ARTICLE V

Shall Chapter I, Section 105 of the Barre City Charter be hereby amended as follows:

Chapter 1, Incorporation and General Provisions.

Sec. 105. Ordinances – Subject Matter.

(g) Notwithstanding any contrary provision of general law, to adopt and enforce ordinances establishing speed limit less than 25 miles per hour on specified city streets, or sections thereof, within city boundaries as may be required for the safety and general welfare of the city.

ARTICLE VI

Shall Chapter 1, Section 111 of the Barre City Charter be hereby amended as follows:

Chapter 1. Incorporation and General Provisions.

Sec. 111. Bonding of city officials.

The Mayor, councilors, members of the Police Department, City Manager, ~~[First Constable,]~~

Finance Director, Superintendent of Public Works, Tax Collector, and Clerk and Treasurer shall

annually be bonded to the City for the faithful discharge of their respective duties, as provided by

state statute and the expense of said bonds to be paid by the City.

ARTICLE VII (all highlighted text is one article)

Shall Chapter II, section 205, and Chapter IV, section 418 of the Barre City Charter be hereby amended as follows:

Chapter II. Elections and City Meetings.

Sec. 205. Officers elected.

(a)(1) the legal voters shall elect biennially a Mayor, ~~[a First Constable,]~~ and one person to serve

as Clerk and Treasurer.

Chapter IX. Departments and Boards.

ARTICLE VIII. [~~CONSTABLE.~~] **Reserved.**

[~~Sec. 418. Duties.~~] **(Reserved)**

[~~The City constable shall have the same powers and be under the same duties and liabilities as are prescribed by state statutes for constables of the towns.~~]

ARTICLE VIII

Shall the Barre City Voters authorize the continuance of a Property Tax Exemption for an additional period of five (5) years for Good Samaritan Haven located at 105 North Seminary Street, Barre, Vermont?

ARTICLE IX

Shall the Barre City Voters authorize the expenditure of \$7,500 for the Barre Area Senior Center?

ARTICLE X

Shall the Barre City Voters authorize the expenditure of \$5,000 for the Barre Heritage Festival?

ARTICLE XI

Shall the Barre City Voters authorize the expenditure of \$2,000 for Circle (formerly Battered Women's Shelter and Services)?

ARTICLE XII

Shall the Barre City Voters authorize the expenditure of \$7,700 for Central Vermont Adult Basic Education (Barre Learning Center)?

ARTICLE XIII

Shall the Barre City Voters authorize the expenditure of \$3,000 for Capstone Community Action, Inc.?

ARTICLE XIV

Shall the Barre City Voters authorize the expenditure of \$15,000 for Central Vermont Council on Aging?

ARTICLE XV

Shall the Barre City Voters authorize the expenditure of \$28,000 for Central Vermont Home Health and Hospice?

ARTICLE XVI

Shall the Barre City Voters authorize the expenditure of \$1,500 for Community Harvest of Central Vermont?

ARTICLE XVII

Shall the Barre City Voters authorize the expenditure of \$5,000 for Downstreet Housing and Community Development?

ARTICLE XVIII

Shall the Barre City Voters authorize the expenditure of \$3,500 for the Family Center of Washington County?

ARTICLE XIX

Shall the Barre City Voters authorize the expenditure of \$1,000 for Good Beginnings of Central VT?

ARTICLE XX

Shall the Barre City Voters authorize the expenditure of \$1,500 for the Good Samaritan Haven?

ARTICLE XXI

Shall the Barre City Voters authorize the expenditure of \$38,401 for Green Mountain Transit?

ARTICLE XXII

Shall the Barre City Voters authorize the expenditure of \$2,500 for Mosaic Vermont (formerly Sexual Assault Crisis Team)?

ARTICLE XXIII

Shall the Barre City Voters authorize the expenditure of \$500 for OUR House of Central VT?

ARTICLE XXIV

Shall the Barre City Voters authorize the expenditure of \$3,000 for the Peoples Health and Wellness Clinic?

ARTICLE XXV

Shall the Barre City Voters authorize the expenditure of \$3,000 for the Retired Senior and Volunteer Program (RSVP)?

ARTICLE XXVI

Shall the Barre City Voters authorize the expenditure of \$1,000 for the Vermont Association for the Blind and Visually Impaired?

ARTICLE XXVII

Shall the Barre City Voters authorize the expenditure of \$3,000 for the Vermont Center for Independent Living?

ARTICLE XXVIII

Shall the Barre City Voters authorize the expenditure of \$2,500 for the Washington County Diversion Program?

ARTICLE XXIX

Shall the Barre City Voters authorize the expenditure of \$10,000 for Washington County Mental Health?

ARTICLE XXX

Shall the Barre City Voters authorize the expenditure of \$5,000 for

Washington County Youth Service Bureau/Boys & Girls Club?
Adopted and approved by the Barre City Council on January 26,
2021.

Lucas Herring, Mayor /S/
Carolyn S. Dawes, City Clerk /S/
Michael A. Boutin, Ward II Councilor /S/
Jake Hemmerick, Ward I Councilor /S/
Rich Morey, Ward III Councilor /S/
Ericka Reil, Ward III Councilor /S/
John Steinman, Ward I Councilor /S/
Edward Waszazak, Ward II Councilor /S/

Sullivan, Powers & Co., P.C.
CERTIFIED PUBLIC ACCOUNTANTS

77 Barre Street
P.O. Box 947
Montpelier, VT 05601
802/223-2352
www.sullivanpowers.com

Fred Duplessis, CPA
Richard J. Bringham, CPA
Chad A. Hewitt, CPA
Wendy C. Glewe, CPA
VT Lic. #92-000180

Independent Auditor's Report

City Council
City of Barre
City Hall, 6 North Main Street, Suite 2
Barre, Vermont 05641

Report on the Financial Statements

We have audited the accompanying financial statements of the governmental activities, the business-type activities, each major fund, and the aggregate remaining fund information of the City of Barre, Vermont, as of and for the year ended June 30, 2020, and the related notes to the financial statements, which collectively comprise the City of Barre, Vermont's basic financial statements as listed in the Table of Contents.

Management's Responsibility for the Financial Statements

Management is responsible for the preparation and fair presentation of these financial statements in accordance with accounting principles generally accepted in the United States of America; this includes the design, implementation, and maintenance of internal control relevant to the preparation and fair presentation of financial statements that are free from material misstatement, whether due to fraud or error.

Auditor's Responsibility

Our responsibility is to express opinions on these financial statements based on our audit. We conducted our audit in accordance with auditing standards generally accepted in the United States of America and the standards applicable to financial audits contained in "Government Auditing Standards", issued by the Comptroller General of the United States. Those standards require that we plan and perform the audit to obtain reasonable assurance about whether the financial statements are free from material misstatement.

An audit involves performing procedures to obtain audit evidence about the amounts and disclosures in the financial statements. The procedures selected depend on the auditor's judgment, including the assessment of the risks of material misstatement of the financial statements, whether due to fraud or error. In making those risk assessments, the auditor considers internal control relevant to the City's preparation and fair presentation of the financial statements in order to design audit procedures that are appropriate in the circumstances, but not for the purpose of expressing an opinion on the effectiveness of the City's internal control. Accordingly, we express no such opinion. An audit also includes evaluating the appropriateness of accounting policies used and the reasonableness of significant accounting estimates made by management, as well as evaluating the overall presentation of the financial statements.

Members of The American Institute and Vermont Society of Certified Public Accountants

City of Barre, Vermont

We believe that the audit evidence we have obtained is sufficient and appropriate to provide a basis for our audit opinions.

Opinions

In our opinion, the financial statements referred to previously present fairly, in all material respects, the respective financial position of the governmental activities, the business-type activities, each major fund and the aggregate remaining fund information of the City of Barre, Vermont as of June 30, 2020 and the respective changes in financial position, and, where applicable, cash flows thereof for the year then ended in accordance with accounting principles generally accepted in the United States of America.

Correction of Errors

As described in Note III.B. to the financial statements, a certain error was corrected by management during the current year. Our opinion is not modified with respect to this matter.

Other Matters

Required Supplementary Information

Accounting principles generally accepted in the United States of America require that the Management's Discussion and Analysis on pages 4 through 14, the budgetary comparison information on Schedule 1, the Schedule of Proportionate Share of the Net Pension Liability for the City's participation in VMERS on Schedule 2 and the Schedule of Contributions for the City's participation in VMERS on Schedule 3 be presented to supplement the basic financial statements. Such information, although not a part of the basic financial statements, is required by the Governmental Accounting Standards Board, who considers it to be an essential part of financial reporting for placing the basic financial statements in an appropriate operational, economic, or historical context. We have applied certain limited procedures to the required supplementary information in accordance with auditing standards generally accepted in the United States of America, which consisted of inquiries of management about the methods of preparing the information and comparing the information for consistency with management's responses to our inquiries, the basic financial statements, and other knowledge we obtained during our audit of the basic financial statements. We do not express an opinion or provide any assurance on the information because the limited procedures do not provide us with sufficient evidence to express an opinion or provide any assurance.

Other Information

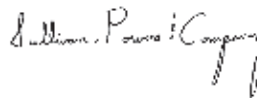
Our audit was conducted for the purpose of forming opinions on the financial statements that collectively comprise the City of Barre, Vermont's basic financial statements. The combining fund financial statements and combining schedule of the Special Fund are presented for purposes of additional analysis and are not a required part of the basic financial statements. These schedules have not been subjected to the auditing procedures applied in the audit of the basic financial statements and, accordingly, we do not express an opinion or provide any assurance on them.

City of Barre, Vermont

Other Reporting Required by "Government Auditing Standards"

In accordance with "Government Auditing Standards", we have also issued our report dated December 7, 2020 on our consideration of the City of Barre, Vermont's internal control over financial reporting and on our tests of its compliance with certain provisions of laws, regulations, contracts and grant agreements and other matters. The purpose of that report is to describe the scope of our testing of internal control over financial reporting and compliance and the results of that testing, and not to provide an opinion on the internal control over financial reporting or on compliance. That report is an integral part of an audit performed in accordance with "Government Auditing Standards" in considering the City of Barre, Vermont's internal control over financial reporting and compliance.

December 7, 2020
Montpelier, Vermont
VT Lic. #92-000180



CITY OF BARRE, VERMONT
MANAGEMENT'S DISCUSSION AND ANALYSIS
JUNE 30, 2020

As management of the City of Barre, we offer readers of the City's financial statements this narrative overview and analysis of the financial activities for the fiscal year ended June 30, 2020. The purpose of the management discussion and analysis is to (a) assist the reader in focusing on significant financial issues, (b) provide an overview of the City's financial activity, (c) identify changes in the City's financial position, (d) identify any material deviations from the financial plan (the approved budget), and (e) identify individual fund issues or concerns.

FINANCIAL HIGHLIGHTS

Government-wide Statements (refer to Exhibits A and B)

- The assets and deferred outflows of resources of the City of Barre exceeded its liabilities and deferred inflows of resources at the close of the fiscal year by \$48,986,468 (total net position). Of this amount, a combined unrestricted net position is a deficit of (\$453,926), and \$1,690,484 represent resources that are subject to external restrictions on how they may be used.
- The City's total net position decreased by \$638,731. Of this amount, net position of the governmental activities decreased by \$663,409, and net position attributable to business-type activities increased by \$24,678.
- The City's total outstanding long-term debt increased by \$2,864,516 during the current fiscal year. Additions to long-term debt totaled \$4,137,000 offset by principal payments of \$1,272,484.

Fund Financial Statements (refer to Exhibit C, F, Schedule 4 and 12)

- Governmental funds contain many funds including General, Capital Improvement, Special Funds and Non-Major Funds.
 - Capital Improvement Fund – includes Streets, Sidewalks, and Capital Equipment Funds.
 - Special Fund – includes Re-appraisal, Donations, Records Retention, and Grant funds.
 - Non-Major Governmental Funds – include Community Development, Police Special Revenues, Recreation Programs, Semprebon, Justice Center, TIF, Shade Tree Improvement, and Cemetery Funds.
- As of the close of the current fiscal year, the City's governmental funds reported combined ending fund balances of \$3,040,901, a decrease of \$321,035 in comparison with the prior year.
- The General Fund fund balance increased by \$38,084 in FY20. This was due to several factors such as the COVID-19 pandemic negatively impacting the City's revenue streams such as the Civic Center rental/lease income, parking tickets and meter revenue, as well as ambulance income and revenue from the School Resource Officer program. In addition, as allowed in emergency COVID legislation Act 102 (2020), the Council abated late penalties and interest for delinquent taxes as of March 2020 through the end of the fiscal year. However, Barre City management team was able to manage against these revenue shortfalls by freezing expenditures, with the exception of purchases made for emergency and necessary purposes for continual operations, and staff volunteering to furlough either full or part-time. This acute monitoring of the financial conditions allowed for the City to eliminate the FY19 fund deficit and end with a net a surplus of \$1,105.
- The Capital Improvement Fund had an ending fund balance of \$828,591 of which \$848,888 is restricted for bond-approved projects, \$22,000 is non-spendable inventory, leaving a deficit of (\$42,297).
- The Special Fund had a current year surplus of \$101,291 leaving an ending fund balance of \$490,215.

CITY OF BARRE, VERMONT
MANAGEMENT'S DISCUSSION AND ANALYSIS
JUNE 30, 2020

- The Non-Major Governmental Funds had a current year combined deficit of (\$455,370) leaving an ending fund balance of \$1,720,990. Of which, \$815,738 is Non-Expendable Cemetery Trust Funds, \$861,007 is restricted by external sources, and \$44,245 is assigned for Special Recreation Programs and Shade Tree Improvements.
- The Water Fund had a current year increase of \$329,612.
- The Sewer Fund operating expenses continue to exceed the revenues, resulting a current year loss of (\$304,934). This year the Sewer Fund collected \$102,165 from Barre Town in regards to HVAC upgrades preformed several years ago.

OVERVIEW OF THE FINANCIAL STATEMENTS

This discussion and analysis is intended to serve as an introduction to the City's basic financial statements, presented in three sections: government-wide financial statements, fund financial statements, and notes to the financial statements. In addition, this report also contains required supplementary information such as a general fund budget to actual comparison and combining financial statements.

The financial activities of the government unit are recorded in funds. A fund, generally, is a separate set of books for each major activity. Fund financial statements report the City's operations in more detail than the government-wide statements by providing information about the City's most significant funds. These operations are referred to as business-type activities, they are supported by user fees, and are recorded in enterprise funds separately from the general governmental activities which are accounted for primarily in the general fund and supported in large part by property tax revenues.

Government-Wide Financial Statements

The government-wide financial statements provide a general overview of the operations of the City presenting all data on the full accrual basis. There are two statements presented at the government-wide level: the Statement of Net Position and the Statement of Activities. Within each of these statements, the governmental activities are presented separately from the business-type activities. The governmental activities reflect the City's basic services; including general government, public safety, public works, community development, culture and recreation, and cemetery. The business-type activities of the City include the water and sewer fund.

The Statement of Net Position presents information on all of the City's assets, liabilities, and deferred inflows/outflows of resources, with the difference reported as net position. Over time, increases or decreases in net position may serve as a useful indicator of whether the financial position of the City is improving or deteriorating.

The Statement of Activities reports how the City's net position changed during the most recent fiscal year. All changes in net position are reported as soon as the underlying event giving rise to the change occurs, regardless of the timing of related cash flows. Thus, revenues and expenses are reported in this statement for some items that will only result in cash flows in future fiscal periods (e.g., uncollected taxes and earned but unused leave).

The government-wide financial statements include not only the City itself (referred to as the primary government), but also other legally separate entities for which the City is financially accountable (referred to as component units). During the period under audit, the City was not responsible for any entities that qualify as component units.

The government-wide financial statements can be found in Exhibits A and B.

CITY OF BARRE, VERMONT
MANAGEMENT'S DISCUSSION AND ANALYSIS
JUNE 30, 2020

Fund Financial Statements

A fund is a group of related accounts used to maintain control over resources that have been segregated for specific activities or objectives. The City uses fund accounting to ensure and demonstrate finance-related legal compliance. The funds of the City are segregated into three categories: governmental funds, proprietary funds, and fiduciary funds.

Governmental funds focus on near-term inflows and outflows of spendable resources, as well as on balances of spendable resources available at the end of the fiscal year. The governmental fund financial statements provide a detailed short-term view that helps determine financial resources that are available to finance the City's programs in the near future.

The City maintains three major governmental funds; the General Fund, the Capital Improvement Fund, and the Special Fund. In addition to this, the City maintains a number of Special Revenue Funds, Capital Project Funds and Permanent Funds which do not qualify as major funds. These funds are consolidated into the column title Non-Major Governmental Funds. Combining financial statements containing more detailed information on these funds may be found on Schedules 4 through 13.

The governmental fund financial statements can be found in Exhibits C through E. The City adopts an annual budget for its general fund. Schedule I is a budget to actual comparison statement demonstrating compliance with the adopted budget.

Proprietary funds account for a government's business-type activities. There are two types of proprietary funds: enterprise funds and internal service funds. Enterprise funds are used to report the same functions presented as business-type activities in the government-wide financial statements. The City maintains two enterprise funds; the Water Fund and Sewer Fund. Internal service funds are an accounting device used to accumulate and allocate costs internally among various functions. The City has no internal service funds at this time.

Proprietary funds provide the same type of information as the government-wide financial statements, only in more detail. The proprietary fund financial statements provide separate information for the Water and Sewer Funds. The proprietary fund financial statements may be found in Exhibits F through H.

Fiduciary funds account for resources for the benefit of parties outside the government. Fiduciary funds are not reflected in the government-wide financial statements because the resources of those funds are not available to support the programs of the City. The proprietary fund financial statement of the City can be found in Exhibit I & J.

Notes to the Financial Statements provide additional information that is necessary to acquire a full understanding of the data provided in the government-wide and fund financial statement. The notes serve to explain, clarify, and expand upon the financial data presented in the financial statements. The notes are found immediately following the financial statements.

Supplementary information including a budgetary comparison statement for the general fund can be found immediately following the notes to the financial statements.

The combining statements referred to earlier in connection with non-major governmental funds are presented immediately following the required supplementary information.

CITY OF BARRE, VERMONT
 MANAGEMENT'S DISCUSSION AND ANALYSIS
 JUNE 30, 2020

GOVERNMENT-WIDE FINANCIAL ANALYSIS

	Governmental Activities		Business Type Activities		Total Government	
	2020	2019	2020	2019	2020	2019
Assets						
Cash & Investments	\$ 5,018,711	\$ 4,593,018	\$ 1,371,566	\$ 360	\$ 6,390,277	\$ 4,593,378
Receivables, Incl	802,471	892,014	1,201,223	1,822,020	2,003,694	2,714,034
Other Assets	(1,467,670)	(1,694,079)	1,834,356	1,469,100	176,686	177,227
Capital Assets	\$ 3,020,857	\$ 6,402,243	\$ 24,605,143	\$ 22,472,880	\$ 27,626,000	\$ 28,874,353
Total Assets	\$ 8,384,472	\$ 10,893,370	\$ 27,972,388	\$ 24,864,260	\$ 52,838,650	\$ 34,258,982
Deferred Outflow of Resources	1,170,860	1,225,640	117,741	126,562	1,288,601	1,352,202
Liabilities						
Other Liabilities	8,769,741	794,769	1,463,484	1,810,312	10,233,225	2,605,081
Non-Current Liabilities	11,483,822	10,652,310	11,100,348	8,229,986	22,584,170	18,882,306
Total Liabilities	\$ 20,737,384	\$ 11,447,079	\$ 12,563,832	\$ 10,040,298	\$ 32,817,345	\$ 21,487,387
Deferred Inflow of Resources	90,150	129,865	9,076	13,110	99,226	142,975
Net Position						
Net Investment in Capital Assets	\$ 2,029,216	\$ 6,699,267	\$ 1,401,194	\$ 1,613,301	\$ 3,640,410	\$ 8,312,568
Restricted	1,690,484	1,769,503	-	-	1,690,484	1,769,503
Unrestricted/(Deficit)	(2,816,381)	(1,813,646)	1,662,157	1,230,847	(113,726)	(134,572)
Total Net Position	\$ 903,319	\$ 8,655,124	\$ 3,063,351	\$ 2,844,148	\$ 3,117,168	\$ 9,947,509

As noted above, net position serves as a useful indicator of a government's financial position over time. At the end of the fiscal year, the City's assets and deferred outflows of resources exceeded liabilities and deferred inflows of resources by \$48,986,468. The City's total net position is split between governmental activities of \$29,923,817 and business-type activities net position of \$19,062,651.

The largest portion of the City's net position, 97.5%, reflects its investment in capital assets (e.g., land, buildings, machinery, equipment and infrastructure (roads, bridges, etc.) less any related, outstanding debt used to acquire those assets. The City uses these capital assets to provide services to citizens; consequently, these assets are not available for future spending. Although the City's investment in its capital assets is reported net of the outstanding related debt, the resources needed to repay that debt must be provided by other sources, since the capital assets cannot be used to liquidate these liabilities.

\$1,690,484 (3.5%) of the City's net position is restricted. These assets are subject to external restrictions on their use. The remaining is a deficit of (\$453,926).

CITY OF BARRE, VERMONT
MANAGEMENT'S DISCUSSION AND ANALYSIS
JUNE 30, 2020

	Governmental Activities		Business-type Activities		Total Government	
	2020	2019	2020	2019	2020	2019
Revenues:						
Program Revenues:						
Charges for Services	\$ 1,706,101	\$ 1,801,864	\$ 4,021,000	\$ 4,704,400	\$ 6,019,600	\$ 6,190,692
Operating Grants & Contributions	702,200	821,280	-	-	702,200	821,280
Capital Grants & Contributions	518,411	527,511	-	411,951	518,411	710,666
General Revenues:						
Property & Local Option Taxes	9,706,318	9,281,507	-	-	9,706,318	9,281,507
Other	111,282	101,922	29,101	1,180	161,273	166,112
Total Revenues	12,823,723	12,416,093	4,779,521	4,792,024	17,597,274	17,208,862
Expenses:						
General Government	1,881,107	1,790,765	-	-	1,881,107	1,790,765
Public Safety	7,500,121	6,981,073	-	-	7,500,121	6,981,073
Public Works	2,091,590	3,042,825	-	-	2,091,590	3,042,825
Culture and Recreation	761,151	796,783	-	-	761,151	796,783
Community Development	111,752	116,016	-	-	111,752	116,016
Community	214,714	290,951	-	-	214,714	290,951
Interest on Long-term Debt	271,731	240,489	-	-	271,731	240,489
Water	-	-	3,399,410	3,180,373	3,399,410	3,180,373
Other	-	-	3,194,258	3,392,654	3,194,258	3,392,654
Total Expenses	13,481,132	13,212,603	4,748,273	4,412,044	18,236,001	17,624,647
Transfers (Disbursements) in Net Position	(661,409)	(796,672)	24,678	379,957	(661,409)	(416,687)
Unamortized Debt Premium	20,251,329	21,381,894	19,027,475	18,627,456	39,278,799	39,911,891
Ending Net Position	\$ 19,023,617	\$ 19,587,226	\$ 19,062,651	\$ 19,637,372	\$ 48,966,466	\$ 49,625,139

Governmental activities

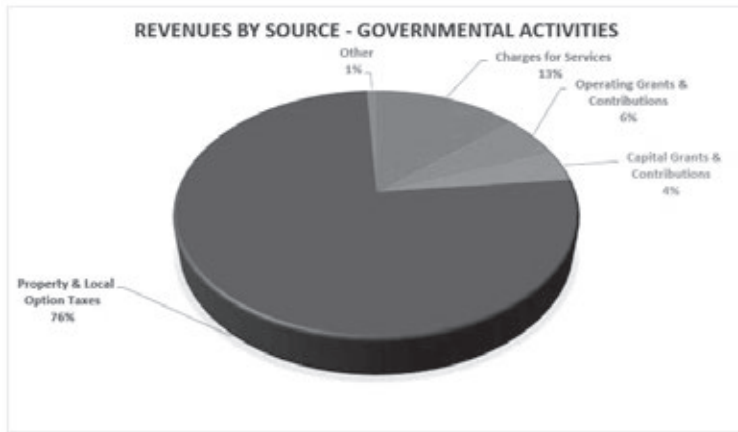
Governmental activities decreased the City's net position by (\$663,409) for the fiscal year ended June 30, 2020.

Key elements of the change are as follows:

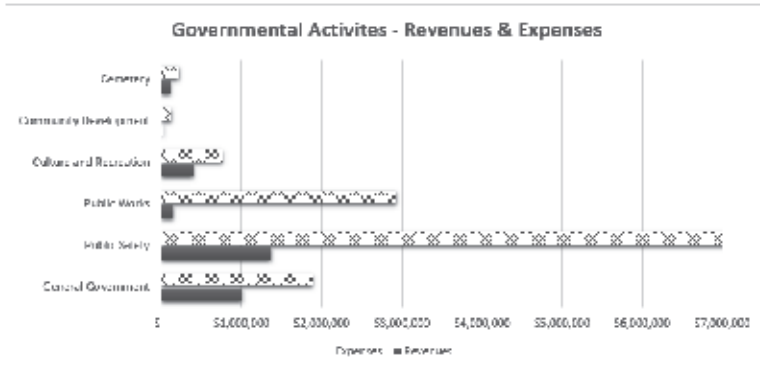
- Total governmental revenues increased by 3.3% or \$406,795 from 2019 to 2020. This was driven by an increase in property taxes and capital grants and contributions.
- Property and local option tax revenues increased 4.6% or \$424,921 from the previous year as a result of an increase of 2.6% in the property tax rate to \$1.8552 per \$100 of assessed value from \$1.8085 in 2019.
- Total governmental activities' expenses increased by 2.07% or \$273,532 from 2019 to 2020. Public safety remains the largest category of expenses year over year. Public safety expenses at the end of 2020 were \$7,300,124, which is an increase of 3.1% or \$219,051. This was largely due to personnel expenses.

CITY OF BARRE, VERMONT
 MANAGEMENT'S DISCUSSION AND ANALYSIS
 JUNE 30, 2020

The majority of revenue for governmental activities comes from property and local option taxes; 76% of total revenue or \$9,706,318. Charges for services are the second largest category of revenue at 13% of total revenue or \$1,726,170. The following graph shows the distribution of governmental revenues by source.



The following chart shows how major programs are funded. The revenues included in this graph are program specific revenues such as user fees, capital grants, and operating grants. General revenues such as property revenues and interest earnings are excluded. This chart indicates that program revenues do not support program expenses requiring property taxes to pay for the bulk of the expenses.



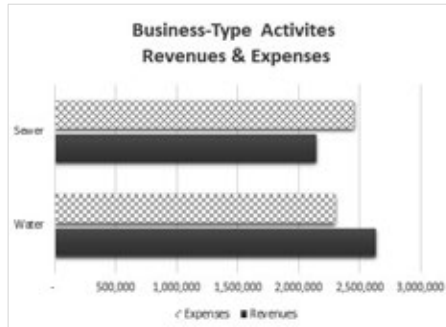
CITY OF BARRE, VERMONT
 MANAGEMENT’S DISCUSSION AND ANALYSIS
 JUNE 30, 2020

Business-type activities (Water and Sewer Funds):

Business-type activities increased the City’s net position by \$24,678 during the current fiscal year. Key elements of this change are as follows:

- Sewer Fund was (\$304,934) short of covering their expenditures with charges for services. Charges for services include user fees, including Barre Town, penalties, and connection fees. Operating expenses increased 7.3% or \$158,864. Sewer response and repairs are continuing to increase in frequency as our system ages, specifically repairs to the wastewater treatment plant.
- Water Fund ended FY20 with a change in net position of \$329,612, making the total net position of \$10,740,944. Of that total, \$8,430,126 reflects the investment in capital assets, net of outstanding debt used to acquire or construct those assets and \$2,310,818 is unrestricted.

Business-type activities are accounted for in the same manner that businesses account for operations. It is necessary that revenues, operating and non-operating, plus retained earnings meet or exceed expenses to continue to operate. The graph below demonstrates that during the fiscal year expenses exceeded revenues in the sewer department and the revenues exceeded the expenses in the water department.



FINANCIAL ANALYSIS OF THE CITY’S FUNDS

As noted earlier, the City of Barre uses fund accounting to ensure and demonstrate compliance with finance-related legal requirements. Information presented and discussed in this section is specific to the fund financial statements.

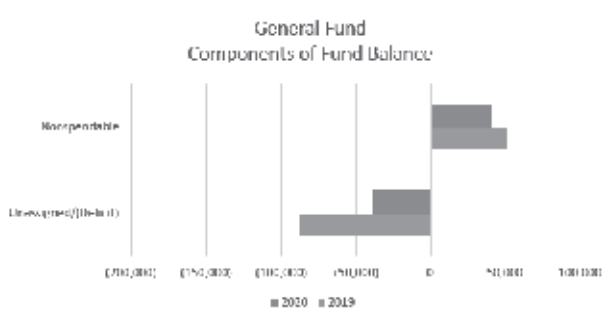
Governmental Funds

The focus of the City’s governmental funds is to provide information on current year revenue, expenditures, and balances of spendable resources. In particular, unassigned fund balance may serve as a useful measure of a government’s net resources available for spending at the end of the fiscal year.

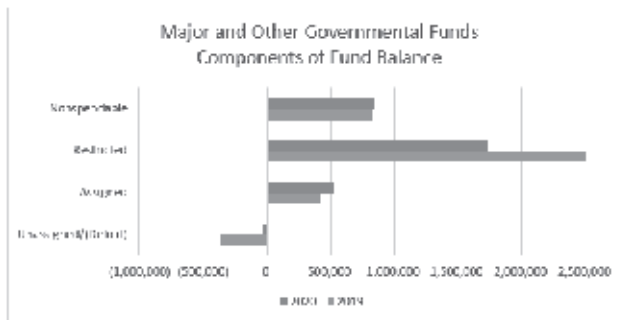
At June 30, 2020, the City’s governmental funds reported combined fund balances of \$3,040,901, a decrease 9.5% or \$321,035 in comparison with the prior fiscal year. However, the unassigned/(deficit) balance is (\$80,845) which is a 69.7% improvement from the (\$267,049) deficit at the end of the prior fiscal year. The remainder of the fund balance is either nonspendable \$877,391, restricted for particular purposes \$1,723,634, or assigned by the City for specific purposes \$520,721. The components of each category are detailed in Footnote IV. K. Fund Balances.

CITY OF BARRE, VERMONT
 MANAGEMENT'S DISCUSSION AND ANALYSIS
 JUNE 30, 2020

The general fund is the chief operating fund of the City. At the end of the fiscal year, total fund balance in the general fund was \$1,105 an increase of \$38,084 from the previous year. Of this amount, \$39,653 is in nonspendable form (prepaid expenses and inventory). Of the remaining amount, (\$38,548) is the fund (deficit) balance.



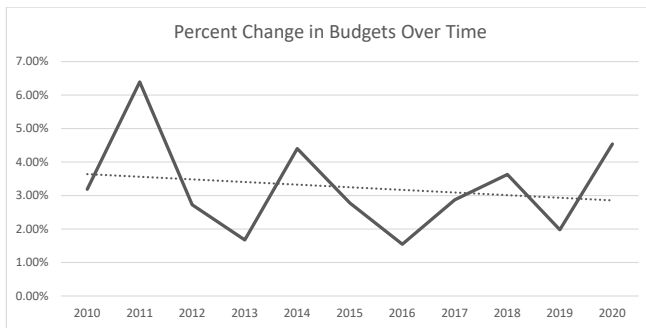
In the governmental funds other than the general fund, the most noteworthy change to the fund balance is a \$794,989 decrease in the restricted fund balance of \$1,723,634. The capital improvement fund decreased its restricted fund balance \$848,888 due to bond projects expenditures. The restricted fund decrease was also due to a decrease of \$390,061 in the TIF Fund restricted balance as the approved TIF projects came to completion. Also worth noting is the decrease in the deficit balance in the capital improvement fund.



CITY OF BARRE, VERMONT
MANAGEMENT’S DISCUSSION AND ANALYSIS
JUNE 30, 2020

GENERAL FUND BUDGETARY HIGHLIGHTS:

The City’s budget for the year ended June 30, 2020 passed on the first vote in March of 2019 and there were no amendments made during the year. The City’s FY20 general fund budget total \$12,528,689 increased 4.54% over FY19. Actual results on the year were a surplus of \$38,084. FY20 financial results were largely impacted by COVID-19 pandemic. Revenues came in under budget by 3.3% or (\$415,619). The Federal CARES Act provided \$20,905 to the City in FY20 as part of the Provider Relief Fund. This funding was to support healthcare related expenses or lost revenue attributable to COVID-19. As the management team expected a decrease in revenue, expenditures were closely managed and came in under budget by 3.6% or \$453,703.



CAPITAL ASSETS AND DEBT ADMINISTRATION

Capital Assets

Barre City’s investment in capital assets for its governmental and business-type activities as of June 30, 2020, totaled \$61,914,030 (net of accumulated depreciation). These assets include land, works of art, construction in progress, building and facilities, vehicles, machinery and equipment, furniture, infrastructure, cemetery developments, and distribution and collection systems. The City’s combined investment in capital assets increased in FY20 by \$2,975,988. Combined accumulated depreciation at the end of the fiscal year is \$2,704,781. With the City disposing of assets totaling \$322,102, net of accumulated depreciation, and the combined accumulated depreciation exceeding the combined investment in capital assets, caused a net decrease in capital assets of (\$50,895).

Major capital asset transactions during the year include the following additions:

- Vehicles and equipment purchased in FY20 consisted of the following: Police Department – Nissan Titan, Chevy Equinox, Ford Cruiser; Fire Department – Ford F550 Ambulance, confined spaces rescue kit; Streets Department – International HV507 Chassis, International CV515 Chassis; 2 Genie Light Trailers; BOR – Chiller & Alarm System; Auditorium – Aruba Wi-Fi Gear
- Infrastructure additions: Storm Sewers: Merchant St. and Pouliot Ave. Stormwater Mitigation; Street Reconstruction: Hill to Patterson; Merchant St.; Keith Ave.; Pearl St.; Midway; Park St.; Sidewalks: Ayers St. Pedestrian Barrier; Currier Park; Lower Camp; Park St.
- Keith Ave./Pearl St. Pedway

CITY OF BARRE, VERMONT
MANAGEMENT'S DISCUSSION AND ANALYSIS
JUNE 30, 2020

- Water Main Lines: Merchant St. & Lower Camp
- Construction in progress: Swimming Pool; Alumni Hall Boiler; Metro-Way Bike Path; Boiler for Digester; Methane Safety Flare; River St. Sanitary Sewer

Major capital asset transactions during the year include the following deletions:

- Vehicle deletions include Chevy Equinox and 2 Simplicity Mowers
- Building and Building Improvement deletions included the Wi-Fi Gear at the Auditorium, Swimming Pool piping, and Hill St. Paving.

Summary of Capital Assets

	Governmental Activities		Business-type Activities		Total Government	
	2020	2019	2020	2019	2020	2019
Capital Assets:						
Land	1,467,013	1,467,013	119,011	119,011	1,586,024	1,586,024
Works of Art	308,184	291,184	-	-	308,184	291,184
Constructions in Progress	160,451	349,381	384,596	67,479	665,047	764,683
Buildings and Building Improvements	8,725,082	8,872,726	499,259	420,259	9,144,641	9,382,280
Vehicles, Machinery, Equipment and Furniture	8,789,316	8,338,191	1,891,838	2,330,084	10,141,043	10,608,401
Infrastructure	22,229,916	20,968,208	-	-	22,229,916	20,968,208
Inventory Developments	823,929	823,929	-	-	823,929	823,929
Distribution and Collection Systems			18,179,311	18,179,690	18,179,311	18,179,610
	<u>24,202,091</u>	<u>22,224,100</u>	<u>41,436,205</u>	<u>41,009,131</u>	<u>65,642,496</u>	<u>63,233,699</u>
Less: Accumulated Depreciation	<u>(17,463,566)</u>	<u>(16,782,515)</u>	<u>(16,557,649)</u>	<u>(16,166,177)</u>	<u>(34,047,561)</u>	<u>(32,948,686)</u>
Total Assets, Net	37,010,887	36,482,245	24,908,143	25,472,680	61,914,030	61,044,022

Long Term Debt

The City began the year with \$15,273,101 in long-term debt outstanding. As of June 30, 2020 this amount had increased by \$2,864,516 or 18.8% to end the current year at \$18,137,617.

Summary of Long Term Debt

	30 Jun 19	Additions	Deletions	30 Jun 20
Governmental Activities	7,417,025	897,750	801,613	7,510,959
Business-type Activities	7,856,110	3,239,250	470,871	10,627,258
Total Government	15,273,101	4,137,000	1,272,484	18,137,617

Factors contributing to the change include the following:

- Principal payments totaling \$801,613 were made on the governmental activities debt and principal payments totaling \$470,871 were made on the business-type activities debt.
- New debt, as approved by voters, in the amount of \$897,750 was incurred in governmental activities for misc. building improvements at the Civic Center and City Hall; TIF District audit costs; infrastructure improvements; and ambulance. Business-type activities incurred \$3,239,250 in new, voter approved debt for the purpose of replacements, repairs, and upgrades to the wastewater treatment system, public water supply system, and storm water system.

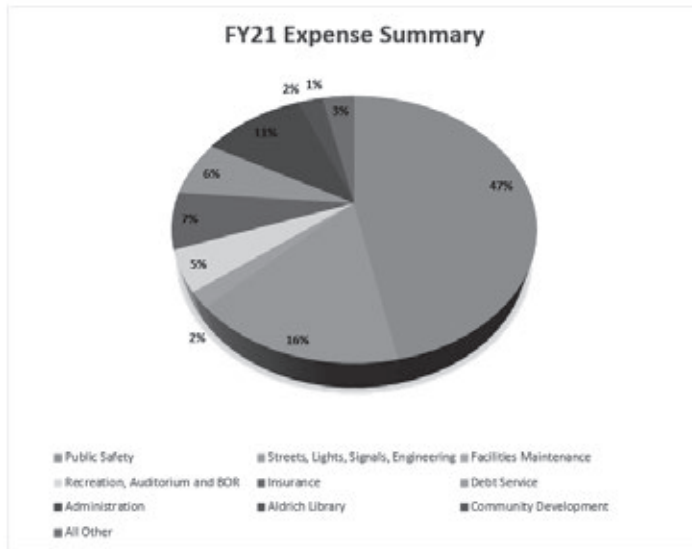
Additional information about long-term debt can be found in Footnote IV. J.

CITY OF BARRE, VERMONT
MANAGEMENT'S DISCUSSION AND ANALYSIS
JUNE 30, 2020

NEXT YEAR'S BUDGET

Barre City voters approved a General Fund budget of \$13,016,455 for FY21 in March 2020. However, with the pandemic intensely spreading and anticipating significant impacts to revenue, City Council approved a reduced budget of \$12,562,269 in August 2020. The revised budget represents an increase of \$33,580 or .27% over the FY20 budget. The municipal tax rate increased by 3.17% to \$1.9141.

The graph below depicts how the City anticipates to spend its revised General Fund operating budget.



REQUESTS FOR INFORMATION

This report is designed to provide an overview of Barre City's finances for those with an interest in this area. Questions concerning any of the information found in this report or requests for additional information should be directed to the Finance Director, City of Barre, 6 N. Main St. Barre, VT 05641.

Exhibit A

CITY OF BARRE, VERMONT
STATEMENT OF NET POSITION
JUNE 30, 2020

	Governmental Activities	Business-type Activities	Total
ASSETS			
Cash	\$ 2,074,267	\$ 200	\$ 2,074,467
Restricted Cash and Cash Equivalents	1,337,005	3,275,566	4,612,571
Investments	1,627,461	0	1,627,461
Receivables (Net of Allowance for Uncollectibles)	802,471	1,507,853	2,310,324
Internal Balances	(1,525,292)	1,525,292	0
Prepaid Expenses	4,140	0	4,140
Inventory	57,513	310,964	368,477
Capital Assets:			
Land	3,467,013	319,011	3,786,024
Works of Art	308,184	0	308,184
Construction in Progress	360,451	244,596	605,047
Other Capital Assets, (Net of Accumulated Depreciation)	32,875,239	24,339,536	57,214,775
Total Assets	41,388,452	31,523,018	72,911,470
DEFERRED OUTFLOWS OF RESOURCES			
Deferred Outflows of Resources Related to the City's Participation in VMERS	1,120,860	117,741	1,238,601
Total Deferred Outflows of Resources	1,120,860	117,741	1,238,601
LIABILITIES			
Accounts Payable	462,663	93,659	556,322
Accrued Payroll and Benefits Payable	208,847	23,823	232,670
Unearned Revenue	85,000	0	85,000
Due to State of Vermont	189,509	1,289,666	1,479,175
Short-term Debt Payable	100	0	100
Due to Others	4,167	0	4,167
Accrued Interest Payable	59,457	61,336	120,793
Noncurrent Liabilities:			
Due within One Year	791,403	607,978	1,399,381
Due in More than One Year	10,694,219	10,492,570	21,186,789
Total Liabilities	12,495,365	12,569,032	25,064,397
DEFERRED INFLOWS OF RESOURCES			
Deferred Inflows of Resources Related to the City's Participation in VMERS	90,130	9,076	99,206
Total Deferred Inflows of Resources	90,130	9,076	99,206
NET POSITION			
Net Investment in Capital Assets	30,349,716	17,400,194	47,749,910
Restricted:			
Non-Expendable:			
Cemetery	815,738	0	815,738
Expendable:			
Bike Path and Non-Operating Expenditures	510,979	0	510,979
Cemetery	240,952	0	240,952
TIF District	49,029	0	49,029
Other Purposes	73,786	0	73,786
Unrestricted (Deficit)	(2,116,383)	1,662,457	(453,926)
Total Net Position	\$ 29,923,817	\$ 19,062,651	\$ 48,986,468

The accompanying notes are an integral part of this financial statement.

Exhibit B

CITY OF BARRE, VERMONT
 STATEMENT OF ACTIVITIES
 FOR THE YEAR ENDED JUNE 30, 2020

Function/Programs: Primary Government	Program Revenues			Net (Expense) Revenue and Changes in Net Position			
	Expenses	Change's for Services	Operating Grants and Contributions	Capital Grants and Contributions	Governmental Activities	Business-type Activities	Total
Governmental Activities:							
General Government	\$ 1,884,107	\$ 640,195	\$ 62,442	\$ 303,010	\$ (878,460)	\$ 0	\$ (878,460)
Public Safety	7,300,124	776,579	532,921	50,000	(5,940,624)	0	(5,940,624)
Public Works	2,931,590	0	140,217	0	(2,791,373)	0	(2,791,373)
Culture and Recreation	76,1134	203,304	0	185,403	(372,427)	0	(372,427)
Community Development	117,732	0	0	0	(117,732)	0	(117,732)
Cemetery	214,714	106,092	0	0	(108,622)	0	(108,622)
Interest on Long-term Debt	277,731	0	0	0	(277,731)	0	(277,731)
Total Governmental Activities	13,487,132	1,726,170	735,580	538,413	(10,486,969)	0	(10,486,969)
Business-type Activities:							
Water	2,299,620	2,605,745	0	0	0	306,125	306,125
Sewer	2,449,253	2,117,705	0	0	0	(331,548)	(331,548)
Total Business-type Activities	4,748,873	4,723,450	0	0	0	(25,423)	(25,423)
Total Primary Government	\$ 18,236,005	\$ 6,449,620	\$ 735,580	\$ 538,413	(10,486,969)	(25,423)	(10,512,392)
General Revenues:							
Property Taxes					9,218,929	0	9,218,929
Penalties and Interest on Delinquent Taxes					47,481	0	47,481
Local Option Sales Tax					133,622	0	133,622
Payments in Lieu of Taxes					309,286	0	309,286
Unrestricted Investment Earnings					112,044	37,101	149,145
Insurance Proceeds					13,398	0	13,398
Other Revenues					4,800	0	4,800
Transfers:					(13,000)	13,000	0
Total General Revenues and Transfers					9,823,560	50,101	9,873,661
Change in Net Position					(663,409)	24,678	(638,731)
Net Position - July 1, 2019, As Restated					30,887,226	19,037,973	49,925,199
Net Position - June 30, 2020					29,923,817	19,062,651	48,986,468

The accompanying notes are an integral part of this financial statement.

Exhibit C

CITY OF BARRE, VERMONT
BALANCE SHEET
GOVERNMENTAL FUNDS
JUNE 30, 2020

	General Fund	Capital Improvement Fund	Special Fund	Non-Major Governmental Funds	Total Governmental Funds
ASSETS					
Cash	\$ 1,768,816	\$ 100	\$ 0	\$ 305,351	\$ 2,074,267
Restricted Cash and Cash Equivalents	0	1,337,005	0	0	1,337,005
Investments	0	0	0	1,627,461	1,627,461
Receivables (Net of Allowance for Uncollectibles)	397,780	221,699	182,992	0	802,471
Due from Other Funds	0	0	495,693	56,059	551,752
Prepaid Items	4,140	0	0	0	4,140
Inventory	35,513	22,000	0	0	57,513
Total Assets	\$ 2,206,249	\$ 1,580,804	\$ 678,685	\$ 1,988,871	\$ 6,454,609
LIABILITIES					
Accounts Payable	\$ 243,004	\$ 204,967	\$ 14,692	\$ 0	\$ 462,663
Accrued Payroll and Benefits Payable	207,676	0	1,171	0	208,847
Advances from Other Funds	0	174,154	0	0	174,154
Due to Other Funds	1,451,526	183,483	0	267,881	1,902,890
Unearned Revenue	85,000	0	0	0	85,000
Due to State of Vermont	0	189,509	0	0	189,509
Short-term Debt Payable	0	100	0	0	100
Due to Others	4,167	0	0	0	4,167
Total Liabilities	1,991,373	752,213	15,863	267,881	3,027,330
DEFERRED INFLOWS OF RESOURCES					
Unavailable Property Taxes, Penalties, Interest and Related Fees	194,800	0	0	0	194,800
Unavailable Ambulance Fees	9,000	0	0	0	9,000
Unavailable Grants	0	0	172,607	0	172,607
Unavailable Miscellaneous Revenue	9,971	0	0	0	9,971
Total Deferred Inflows of Resources	213,771	0	172,607	0	386,378
FUND BALANCES/(DEFICIT)					
Nonspendable	39,653	22,000	0	815,738	877,391
Restricted	0	848,888	13,739	861,007	1,723,634
Assigned	0	0	476,476	44,245	520,721
Unassigned/(Deficit)	(38,548)	(42,297)	0	0	(80,845)
Total Fund Balances/(Deficit)	1,105	828,591	490,215	1,720,990	3,040,901
Total Liabilities, Deferred Inflows of Resources and Fund Balances	\$ 2,206,249	\$ 1,580,804	\$ 678,685	\$ 1,988,871	
Amounts Reported for Governmental Activities in the Statement of Net Position are Different Because:					
Capital Assets Used in Governmental Activities are not Financial Resources and, Therefore, are not Reported in the Funds.					37,010,887
Other Assets are not Available to Pay for Current-Period Expenditures and, Therefore, are Deferred in the Funds.					386,378
Long-term and Accrued Liabilities, Including Bonds Payable and the Net Pension Liability, are not Due or Payable in the Current Period and, Therefore, are not Reported in the Funds.					(11,545,079)
Deferred Outflows and Inflows of Resources related to the City's Participation in VMERS are applicable to Future Periods and, Therefore, are not Reported in the Funds.					1,030,730
Net Position of Governmental Activities					\$ 29,923,817

The accompanying notes are an integral part of this financial statement.

Exhibit D

CITY OF BARRE, VERMONT
STATEMENT OF REVENUES, EXPENDITURES AND CHANGES IN FUND BALANCES
GOVERNMENTAL FUNDS
FOR THE YEAR ENDED JUNE 30, 2020

	General Fund	Capital Improvement Fund	Special Fund	Non-Major Governmental Funds	Total Governmental Funds
Revenues:					
Property Taxes	\$ 8,566,963	\$ 463,000	\$ 0	\$ 169,666	\$ 9,199,629
Penalties and Interest on Delinquent Taxes	47,481	0	0	0	47,481
Local Option Sales Tax	0	133,622	0	0	133,622
Payments in Lieu of Taxes	309,286	0	0	0	309,286
Intergovernmental	291,904	0	420,518	368,230	1,080,652
Charges for Services	2,000,177	38,129	1,750	6,814	2,046,870
Permits, Licenses and Fees	535,156	0	22,771	0	557,927
Fines and Forfeits	39,359	0	0	0	39,359
Investment Income	46,706	7,735	0	57,603	112,044
Donations	61,567	0	124,902	0	186,469
Other	4,800	0	0	0	4,800
Total Revenues	11,903,399	642,486	569,941	602,313	13,718,139
Expenditures:					
General Government	2,462,804	85,983	32,391	7,041	2,588,219
Public Safety	5,941,413	0	40,285	382,846	6,364,544
Public Works	1,225,287	70,019	68,923	0	1,364,229
Culture and Recreation	655,696	0	2,755	14,984	673,435
Community Development	117,732	0	0	0	117,732
Cemetery	166,208	0	0	0	166,208
Capital Outlay:					
General Government	33,290	384,932	264,213	402,284	1,084,719
Public Safety	58,614	236,283	50,000	0	344,897
Public Works	235,803	311,950	0	0	547,753
Culture and Recreation	98,562	421,145	0	26,921	546,628
Debt Service:					
Principal	726,416	37,431	21,429	88,000	873,276
Interest	211,809	785	414	65,674	278,682
Total Expenditures	11,933,634	1,548,528	480,410	987,750	14,950,322
Excess/(Deficiency) of Revenues Over Expenditures	(30,235)	(906,042)	89,531	(385,437)	(1,232,183)
Other Financing Sources/(Uses):					
Issuance of Long-term Debt	0	897,750	0	0	897,750
Insurance Proceeds	0	13,398	0	0	13,398
Transfers In	209,671	178,025	11,760	66,567	466,023
Transfers Out	(141,352)	(188,171)	0	(136,500)	(466,023)
Total Other Financing Sources/(Uses)	68,319	901,002	11,760	(69,933)	911,148
Net Change in Fund Balances	38,084	(5,040)	101,291	(455,370)	(321,035)
Fund Balances/(Deficit) - July 1, 2019, As Restated	(36,979)	833,631	388,924	2,176,360	3,361,936
Fund Balances/(Deficit) - June 30, 2020	\$ 1,105	\$ 828,591	\$ 490,215	\$ 1,720,990	\$ 3,040,901

The accompanying notes are an integral part of this financial statement.

Exhibit E

CITY OF BARRE, VERMONT
 RECONCILIATION OF THE STATEMENT OF REVENUES,
 EXPENDITURES AND CHANGES IN FUND BALANCES OF
 GOVERNMENTAL FUNDS TO THE STATEMENT OF ACTIVITIES
 FOR THE YEAR ENDED JUNE 30, 2020

Amounts reported for governmental activities in the statement of activities (Exhibit B) are different because:

Net change in fund balances - total government funds (Exhibit D)	\$ (321,035)
Governmental funds report capital outlays as expenditures. However, in the statement of activities, the cost of those assets (\$2,523,997) is allocated over their estimated useful lives and reported as depreciation expense (\$1,906,189). This is the amount by which capital outlays exceeded depreciation in the current period.	617,808
The net effect of various transactions involving capital assets (i.e., sales and losses on disposal of assets) is to reduce net position.	(86,166)
The City transferred a capital asset to the Water Fund and the Sewer Fund during the year. This is the net effect on net position.	(13,000)
The issuance of long-term debt (\$897,750) (e.g., bonds, leases) provides current financial resources to governmental funds, while the repayment of the principal of long-term debt (\$873,276) consumes the current financial resources of governmental funds. Neither transaction, however, has any effect on net position.	(24,474)
Governmental funds report employer pension contributions as expenditures (\$359,297). However, in the statement of activities, the cost of pension benefits earned net of employee contributions (\$1,065,995) is reported as pension expense. This amount is the net effect of the differences in the treatment of pension expense.	(706,698)
Revenues in the statement of activities that do not provide current financial resources are not reported as revenues in the funds.	36,190
Some expenses reported in the statement of activities do not require the use of current financial resources and, therefore, are not reported as expenditures in governmental funds.	<u>(166,034)</u>
Change in net position of governmental activities (Exhibit B)	<u>\$ (663,409)</u>

The accompanying notes are an integral part of this financial statement.

Exhibit F

CITY OF BARRE, VERMONT
STATEMENT OF FUND NET POSITION
PROPRIETARY FUNDS
JUNE 30, 2020

	Water Fund	Sewer Fund	Total
ASSETS			
Current Assets:			
Cash	\$ 200	\$ 0	\$ 200
Restricted Cash Equivalents	1,228,987	2,046,579	3,275,566
Receivables (Net of Allowance for Uncollectibles)	741,308	766,545	1,507,853
Advances to Other Funds - Current Portion	0	10,000	10,000
Due from Other Funds	1,615,749	0	1,615,749
Inventory	270,210	40,754	310,964
Total Current Assets	3,856,454	2,863,878	6,720,332
Noncurrent Assets:			
Advances to Other Funds - Noncurrent Portion	0	164,154	164,154
Capital Assets:			
Land	210,011	109,000	319,011
Construction in Progress	105,611	138,985	244,596
Buildings and Building Improvements	10,194	449,365	459,559
Vehicles, Machinery, Equipment and Furniture	183,052	1,672,774	1,855,826
Distribution and Collection Systems	23,848,820	14,730,391	38,579,211
Less: Accumulated Depreciation	(9,861,805)	(6,693,255)	(16,555,060)
Total Noncurrent Assets	14,495,883	10,571,414	25,067,297
Total Assets	18,352,337	13,435,292	31,787,629
DEFERRED OUTFLOWS OF RESOURCES			
Deferred Outflows of Resources Related to the City's Participation in VMERS			
	55,564	62,177	117,741
Total Deferred Outflows of Resources	55,564	62,177	117,741
LIABILITIES			
Current Liabilities:			
Accounts Payable	39,856	53,803	93,659
Accrued Payroll and Benefits Payable	12,082	11,741	23,823
Due to Other Funds	0	264,611	264,611
Due to State of Vermont - Current Portion	87,206	434,460	521,666
Accrued Interest Payable	44,178	17,158	61,336
Notes Payable - Current Portion	60,176	0	60,176
General Obligation Bonds Payable - Current Portion	326,617	221,185	547,802
Total Current Liabilities	570,115	1,002,958	1,573,073
Noncurrent Liabilities:			
Due to State of Vermont - Noncurrent Portion	0	768,000	768,000
Compensated Absences Payable	54,726	93,490	148,216
Net Pension Liability	153,265	171,509	324,774
Notes Payable - Noncurrent Portion	321,859	0	321,859
General Obligation Bonds Payable - Noncurrent Portion	6,562,709	3,135,012	9,697,721
Total Noncurrent Liabilities	7,092,559	4,168,011	11,260,570
Total Liabilities	7,662,674	5,170,969	12,833,643
DEFERRED INFLOWS OF RESOURCES			
Deferred Inflows of Resources Related to the City's Participation in VMERS			
	4,283	4,793	9,076
Total Deferred Inflows of Resources	4,283	4,793	9,076
NET POSITION			
Net Investment in Capital Assets	8,430,126	8,970,068	17,400,194
Unrestricted/(Deficit)	2,310,818	(648,361)	1,662,457
Total Net Position	\$ 10,740,944	\$ 8,321,707	\$ 19,062,651

The accompanying notes are an integral part of this financial statement.

Exhibit G

CITY OF BARRE, VERMONT
STATEMENT OF REVENUES, EXPENSES AND
CHANGES IN FUND NET POSITION
PROPRIETARY FUNDS
FOR THE YEAR ENDED JUNE 30, 2020

	Water Fund	Sewer Fund	Total
Operating Revenues:			
Charges for Services	\$ 2,581,612	\$ 2,105,800	\$ 4,687,412
Interest and Penalties	23,416	11,905	35,321
Other	717	0	717
Total Operating Revenues	2,605,745	2,117,705	4,723,450
Operating Expenses:			
Payroll and Benefits	573,511	612,363	1,185,874
Administrative Costs	465,502	465,502	931,004
Professional Services	7,837	16,438	24,275
Supplies	17,525	18,377	35,902
Utilities	116,542	226,107	342,649
Maintenance	198,712	167,757	366,469
Chemicals	136,119	173,223	309,342
Permits & Testing	34,560	15,135	49,695
Taxes	56,881	0	56,881
Sludge Disposal	0	293,711	293,711
Depreciation	451,530	347,062	798,592
Other Operating Expenses	1,119	7,290	8,409
Total Operating Expenses	2,059,838	2,342,965	4,402,803
Operating Income/(Loss)	545,907	(225,260)	320,647
Non-Operating Revenues/(Expenses):			
Investment Income	13,487	23,614	37,101
Interest Expense	(239,782)	(106,288)	(346,070)
Total Non-Operating Revenues/(Expenses)	(226,295)	(82,674)	(308,969)
Net Income/(Loss) Before Transfers	319,612	(307,934)	11,678
Transfers In	10,000	3,000	13,000
Change in Net Position	329,612	(304,934)	24,678
Net Position - July 1, 2019, As Restated	10,411,332	8,626,641	19,037,973
Net Position - June 30, 2020	\$ 10,740,944	\$ 8,321,707	\$ 19,062,651

The accompanying notes are an integral part of this financial statement.

Exhibit H

CITY OF BARRE, VERMONT
STATEMENT OF CASH FLOWS
PROPRIETARY FUNDS
FOR THE YEAR ENDED JUNE 30, 2020

	Water Fund	Sewer Fund	Total
Cash Flows From Operating Activities:			
Receipts from Customers and Users	\$ 2,709,199	\$ 2,227,183	\$ 4,936,382
Payments for Goods and Services	(591,149)	(933,396)	(1,524,545)
Payments for Interfund Services	(465,502)	(465,502)	(931,004)
Payments for Wages and Benefits	(524,587)	(545,584)	(1,070,171)
Net Cash Provided by Operating Activities	<u>1,127,961</u>	<u>282,701</u>	<u>1,410,662</u>
Cash Flows From Noncapital Financing Activities:			
(Increase)/Decrease in Due from Other Funds	(379,054)	0	(379,054)
Increase/(Decrease) in Due to Other Funds	0	(29,385)	(29,385)
(Increase)/Decrease in Advances to Other Funds	0	50,000	50,000
Receipt from Town of Barre for HVAC Upgrade	0	102,165	102,165
Net Cash Provided/(Used) by Noncapital Financing Activities	<u>(379,054)</u>	<u>122,780</u>	<u>(256,274)</u>
Cash Flows From Capital and Related Financing Activities:			
Acquisition and Construction of Capital Assets	(96,776)	(106,987)	(203,763)
Payment to State of Vermont for Big Dig Project	(80,000)	(66,128)	(146,128)
Issuance on Long-term Debt	1,215,500	2,023,750	3,239,250
Principal Paid on Long-Term Debt	(335,853)	(135,018)	(470,871)
Interest Paid on Long-Term Debt	(236,278)	(98,133)	(334,411)
Net Cash Provided by Capital and Related Financing Activities	<u>466,593</u>	<u>1,617,484</u>	<u>2,084,077</u>
Cash Flows From Investing Activities:			
Receipt of Interest and Dividends	13,487	23,614	37,101
Net Cash Provided by Investing Activities	<u>13,487</u>	<u>23,614</u>	<u>37,101</u>
Net Increase in Cash	1,228,987	2,046,579	3,275,566
Cash - July 1, 2019	200	0	200
Cash and Restricted Cash Equivalents - June 30, 2020	<u>\$ 1,229,187</u>	<u>\$ 2,046,579</u>	<u>\$ 3,275,766</u>
Adjustments to Reconcile Operating Income/(Loss) to Net Cash Provided by Operating Activities:			
Operating Income/(Loss)	\$ 545,907	\$ (225,260)	\$ 320,647
Depreciation	451,530	347,062	798,592
(Increase)/Decrease in Receivables	103,454	109,478	212,932
(Increase)/Decrease in Deferred Outflows of Resources	(21,095)	12,587	(8,508)
Related to the City's Participation in VMERS	7,416	1,405	8,821
Increase/(Decrease) in Accounts Payable	(759)	(27,945)	(28,704)
Increase/(Decrease) in Accrued Payroll and Benefits Payable	4,933	4,100	9,033
Increase/(Decrease) in Compensated Absences Payable	18,442	25,721	44,163
Increase/(Decrease) in Net Pension Liability	20,523	37,497	58,020
Increase/(Decrease) in Deferred Inflows of Resources	(2,390)	(1,944)	(4,334)
Related to the City's Participation in VMERS	<u>(2,390)</u>	<u>(1,944)</u>	<u>(4,334)</u>
Net Cash Provided by Operating Activities	<u>\$ 1,127,961</u>	<u>\$ 282,701</u>	<u>\$ 1,410,662</u>

The Water Fund disposed of capital assets with a cost and accumulated depreciation of \$183,406.

The Sewer Fund disposed of capital assets with a cost and accumulated depreciation of \$366,583.

There was \$135 of capital acquisitions in the Water Fund included in accounts payable at June 30, 2020.

There was \$12,157 of capital acquisitions in the Sewer Fund included in accounts payable at June 30, 2020.

The Water Fund received a vehicle with a book value of \$10,000 from the Fire Department.

The Sewer Fund received a vehicle with a book value of \$3,000 from the Police Department.

The accompanying notes are an integral part of this financial statement.

FY2 GENERAL FUND BUDGET TO ACTUAL

ACCOUNT DESCRIPTION	FY 20 BUDGET	FY 20 ACTUAL	VARIANCE FAVORABLE/ (UNFAVORABLE)
REVENUES			
General Tax Revenue:			
General Taxes	8,454,190	8,367,641	(86,549)
Washington County Tax	39,921	39,921	-
Voter Approved Assistance	161,901	159,401	(2,500)
Total General Tax Revenue	8,656,012	8,566,963	(89,049)
Business Licenses:			
Liquor Licenses	3,700	2,845	(855)
Miscellaneous Licenses	1,200	1,329	129
Restaurant Licenses	4,000	3,360	(640)
Taxicab and Driver Licenses	1,500	756	(744)
Theater Licenses	250	252	2
Trucking, Rubbish and Waste	4,800	6,140	1,340
Entertainment Licenses	3,800	2,682	(1,118)
Video Machine Licenses	1,300	-	(1,300)
Total Business Licenses	20,550	17,364	(3,186)
Payment in Lieu of Taxes:			
VHFA	4,000	-	(4,000)
Capstone	22,000	22,948	948
Barre Housing	58,000	45,377	(12,623)
State of Vermont	220,000	240,961	20,961
Total Payment in Lieu of Taxes	304,000	309,286	5,286
Fees and Franchises:			
Animal Control Licenses	8,000	5,466	(2,534)
Tax Equalization	-	3,323	3,323
Hold Harmless	-	7,369	7,369
Act 68 Administrative Revenue	12,000	15,601	3,601
Building and Zoning Permits	70,000	48,749	(21,251)
Vehicle Registration	450	286	(164)
Delinquent Tax Collector Fees	42,000	24,152	(17,848)
Meters	115,000	73,499	(41,501)
Green Mountain Passports	100	36	(64)
Parking Permits	75,000	86,061	11,061
Marriage Licenses	700	580	(120)
Miscellaneous Income	3,000	3,760	760
Police Department Fees	5,000	5,100	100
Recording Fees	60,000	73,059	13,059
Recreation Fees	1,000	868	(132)
Day Camp Fees	12,500	8,591	(3,909)
Concession Fees	2,250	-	(2,250)
Vault Fees	1,000	883	(117)
Cell Tower Fees	110,760	75,775	(34,985)
Fire Alarm Maintenance Fees	12,000	14,025	2,025
Rental Property Registration	100,000	110,025	10,025

REVENUES	FY 20 BUDGET	FY 20 ACTUAL	VARIANCE FAVORABLE/ (UNFAVORABLE)
Delinquent Rental Permits	1,000	2,590	1,590
Burn Permits	3,500	3,585	85
Credit Card Processing Fees	2,000	3,659	1,659
FD Public Report Fee	100	80	(20)
EV Charging Stations	300	839	539
Time of Sale Inspection Fee	-	275	275
Total Fees and Franchises	637,660	568,236	(69,424)
Fines and Penalties:			
City Ordinance Violations	1,000	3,011	2,011
Penalties and Interest on Miscellaneous Fines	2,600	3,560	960
Delinquent Tax Interest	35,000	23,329	(11,671)
Traffic Court	3,000	8,008	5,008
Parking Tickets	55,000	24,780	(30,220)
Total Fines and Penalties	96,600	62,688	(33,912)
Federal and State Aid:			
Federal Stimulus Aid - COVID-19	-	20,905	20,905
State Highway Aid	137,000	140,322	3,322
DRE Grant	-	1,404	1,404
Community Outreach Advocate	25,000	-	(25,000)
State SUI Grand	60,000	60,000	-
Police Federal -OVW - Circle	34,000	42,980	8,980
Total Federal and State Aid	256,000	265,611	9,611
Rents and Leases:			
Auditorium Rental	60,000	43,452	(16,548)
Alumni Hall Rental/Lease	18,500	18,045	(455)
BOR Rents and Leases	180,000	146,386	(33,614)
Special Projects - Custodial Fees	11,000	7,823	(3,177)
Miscellaneous Rents	-	527	527
Total Rents and Leases	269,500	216,233	(53,267)
Charges for Services:			
Williston Ambulance Billing	25,000	29,189	4,189
First Branch Ambulance Billing	6,000	10,758	4,758
White River Ambulance Billing	32,500	40,342	7,842
East Montpelier Ambulance Billing	6,650	11,439	4,789
Ambulance Income - Lift Assist	550,000	485,324	(64,676)
Enterprise Funds	931,004	931,004	-
City Report - School	2,500	2,500	-
Operation/Maintenance - Jail	18,000	7,093	(10,907)
Dispatch Services	59,092	50,229	(8,863)
School Resource Officers	143,000	95,775	(47,225)
Special Projects - Police Detail	35,000	14,416	(20,584)
Special Projects - Fire Detail	5,000	6,937	1,937
Total Charges for Services	1,813,746	1,685,006	(128,740)

REVENUES	FY 20 BUDGET	FY 20 ACTUAL	VARIANCE FAVORABLE/ (UNFAVORABLE)
Cemetery Revenue:			
Rents	4,800	4,800	-
Trust Fund Transfer - Flower Fund	-	1,500	1,500
Trust Fund Interest	20,000	20,000	-
Entombments	1,100	2,850	1,750
Foundations	8,000	7,734	(266)
Interments	95,000	53,032	(41,968)
Liner/ Cremation Vaults	-	-	-
Markers/Posts	3,000	1,736	(1,264)
Tent Setups	1,250	275	(975)
Lot sales	21,000	27,252	6,252
Tours/DVD Sales	1,500	1,260	(240)
Total Cemetery Revenue	155,650	120,439	(35,211)
Miscellaneous Revenue:			
Interest Income	76,000	46,706	(29,294)
Transfer from Other Fund	188,171	188,171	-
Limelite Settlement	4,800	4,800	-
Semprebon VCF Trust Acct - Income	50,000	61,567	11,567
Total Miscellaneous Revenue	318,971	301,244	(17,727)
Total Revenues	12,528,689	12,113,070	(415,619)

EXPENDITURES	FY 20 BUDGET	FY 20 ACTUAL	VARIANCE FAVORABLE/ (UNFAVORABLE)
Expenditures			
Administrative and General:			
Personnel Services	(8,000)	(4,949)	3,051
FICA	(612)	(449)	163
City Council Expenses	(15,000)	(11,254)	3,746
Telephone	(150)	(177)	(27)
Office Machine Maintenance	(3,500)	(10,199)	(6,699)
Annual Audit	(34,700)	(30,953)	3,747
City Report	(5,000)	(8,171)	(3,171)
Dues and Membership Fees	(24,500)	(25,244)	(744)
Holiday Observance	(1,000)	(2,826)	(1,826)
Postage Meter Contract	(1,800)	(1,729)	71
Advertising and Printing	(9,000)	(10,443)	(1,443)
Office Machine Supplies	(3,000)	(2,249)	751
Postage for Meter	(18,000)	(15,619)	2,381
Email Licenses	(1,859)	(3,984)	(2,125)
City Hall Printer Expenses	(9,414)	(2,340)	7,074
Total Administrative and General	(135,535)	(130,586)	4,949
Assessor:			
Personnel Services	(51,418)	(45,816)	5,602
Overtime	(250)	-	250

EXPENDITURES	FY 20 BUDGET	FY 20 ACTUAL	VARIANCE FAVORABLE/ (UNFAVORABLE)
FICA	(3,933)	(3,434)	499
Training and Development	(400)	-	400
Telephone	(700)	(735)	(35)
SW License Fees	(5,500)	(5,141)	359
Advertising/Printing	(300)	-	300
Office Supplies	(1,000)	(165)	835
Office Equipment	(500)	-	500
Computer Equipment	(500)	-	500
Contracted Services	(48,000)	(41,000)	7,000
Total Assessor	(112,501)	(96,291)	16,210
Legal Expenses:			
Professional Services - City Attorney	(20,000)	(24,017)	(4,017)
Professional Services - Labor	(10,000)	(1,600)	8,400
Contract Negotiations	(20,000)	(43,713)	(23,713)
Total Legal Expenses	(50,000)	(69,330)	(19,330)
City Manager:			
Personnel Services	(216,462)	(205,044)	11,418
Overtime	-	(255)	(255)
FICA	(15,794)	(15,576)	218
IT Support Contract	(1,000)	(1,108)	(108)
Website Vendor Maintenance	(1,000)	(1,250)	(250)
Network HW/SW Expenses	-	(1,279)	(1,279)
Training and Development	(2,250)	(358)	1,892
Special Projects Manager	(1,500)	(495)	1,005
Secure Shred	(700)	(1,125)	(425)
Telephone	(2,500)	(3,649)	(1,149)
Dues and Membership Fees	(1,500)	(284)	1,216
Advertising and Printing	(500)	(528)	(28)
Car Maintenance and Supplies	(2,664)	(2,564)	100
Office Supplies and Equipment	(2,000)	(1,246)	754
Computer Equipment and Software	-	(665)	(665)
Total City Manager	(247,870)	(235,426)	12,444
Finance:			
Personnel Services	(253,990)	(215,844)	38,146
Overtime Allowance	(4,000)	(1,149)	2,851
FICA	(19,430)	(15,759)	3,671
Consultant Fees	(5,000)	-	5,000
Training and Development	(750)	(175)	575
Travel and Meals	(300)	-	300
Telephone	(700)	(1,259)	(559)
Equipment Contracts	(1,500)	(1,504)	(4)
Advertising and Printing	(1,000)	(290)	710
Computer Maintenance	(750)	-	750
Computer Supplies	(1,000)	-	1,000
Computer Forms	(2,500)	(1,385)	1,115
Office Supplies	(3,200)	(580)	2,620
Computer Equipment and Software	(2,500)	(5,762)	(3,262)

EXPENDITURES	FY 20 BUDGET	FY 20 ACTUAL	VARIANCE FAVORABLE/ (UNFAVORABLE)
Annual Disaster Recovery Fee	(550)	(563)	(13)
Total Finance	(297,170)	(244,270)	52,900
Elections:			
Personnel Services	(2,500)	(2,742)	(242)
Program Materials	(4,500)	(4,740)	(240)
BCA Expenses	(500)	(132)	368
Total Elections	(7,500)	(7,614)	(114)
Clerk's Office:			
Personnel Services	(139,424)	(126,279)	13,145
Overtime Allowance	(1,000)	(118)	882
FICA	(10,742)	(9,289)	1,453
Training and Development	(750)	(265)	485
Travel and Meals	(200)	-	200
Telephone	(1,300)	(1,447)	(147)
Office Machines Maintenance	(300)	(153)	147
Recording of Records	(14,000)	(12,458)	1,542
Advertising	(4,500)	(6,207)	(1,707)
Credit Card Service Charges	(3,000)	(4,638)	(1,638)
Office Supplies	(2,000)	(981)	1,019
Program Materials	(4,500)	(2,939)	1,561
Computer Equipment and Software	(2,000)	-	2,000
Total Clerk's Office	(183,716)	(164,774)	18,942
Animal Control:			
Personnel Services and FICA	(3,750)	(1,705)	2,045
Humane Society/Contract ACO Fees	(7,500)	(8,478)	(978)
Total Animal Control	(11,250)	(10,183)	1,067
Fire Department:			
Personnel Services	(1,308,263)	(1,276,752)	31,511
Payroll Reimbursement	-	7,037	7,037
Comp Time OT	(4,500)	(41,392)	(36,892)
Overtime (Embedded)	(60,000)	(38,004)	21,996
Overtime - Amb Coverage (Full-Time)	(80,000)	(52,884)	27,116
Overtime - Fire Coverage - (Full-Time)	(27,000)	(30,429)	(3,429)
Vacation Buy Back	(7,200)	-	7,200
Fire Training and Development (OT Labor Only)	(15,000)	(15,711)	(711)
Training (Call Force; Incl Shift Coverage)	(8,100)	(641)	7,459
Ambulance Coverage PT	(7,200)	(512)	6,688
Fire Coverage PT	(3,000)	(494)	2,506
Educational Incentive	(10,943)	(included above)	-
FICA	(109,522)	(106,480)	3,042
Consultant Fees	(1,000)	(386)	614
Legal Claim Deductibles	-	(13)	(13)
Ambulance Revenue Tax	(18,150)	(13,472)	4,678
Training and Development	(4,500)	(5,088)	(588)
Travel and Meals	(1,500)	(3,066)	(1,566)

EXPENDITURES	FY 20 BUDGET	FY 20 ACTUAL	VARIANCE FAVORABLE/ (UNFAVORABLE)
Telephone	(3,500)	(7,626)	(4,126)
Cell Phones/Air cards	(5,400)	(4,597)	803
Dues and Membership Fees	(4,000)	(1,737)	2,263
Advertising/Printing	(250)	-	250
Physicals	(5,000)	(1,600)	3,400
Breathing Apparatus	(15,000)	(15,836)	(836)
Fire Hose	(5,000)	(5,493)	(493)
Radios and Pagers	(5,000)	-	5,000
Fleet Maintenance	(35,000)	(38,705)	(3,705)
Radio Maintenance	(3,000)	(2,206)	794
Fire Alarm Maintenance and Boxes	(3,600)	(2,123)	1,477
Secure Vacant Property	(500)	(116)	384
Gas (Generators, saws, pumps, etc.)	(250)	(63)	187
Vehicle Fuel	(20,000)	(14,322)	5,678
Clothing	(12,000)	(6,452)	5,548
Safety Equipment	(15,000)	(17,482)	(2,482)
Footwear	(4,400)	(3,000)	1,400
Dry Cleaning	(900)	(809)	91
Furniture/Appliances	-	(540)	(540)
Office Supplies	(5,500)	(4,787)	713
Medical Supplies	(32,000)	(27,170)	4,830
Oxygen Supplies	(2,000)	(2,010)	(10)
Training Supplies	(1,000)	(595)	405
Defibrillator Preventative Maintenance	(7,000)	(3,386)	3,614
Fire Prevention Program Material	(500)	(459)	41
Email Accounts	(1,667)	(2,165)	(498)
Computer Software	(22,000)	(18,965)	3,035
Computer Replacement	(2,150)	-	2,150
Office Equipment Leases	(4,500)	-	4,500
Total Fire Department	(1,881,995)	(1,760,531)	121,464
City Hall Maintenance:			
Personnel Services	(21,395)	(8,875)	12,520
Overtime	-	(334)	(334)
FICA	(1,637)	(678)	959
City Hall Electricity	(7,000)	(5,777)	1,223
City Hall Solar Project	(7,000)	(8,263)	(1,263)
Rubbish Removal	(2,800)	(2,725)	75
Water and Sewer	(3,500)	(2,539)	961
City Hall Improvements and Repairs	(35,000)	(21,828)	13,172
Fuel Oil	(40,000)	(39,184)	816
Clothing	(650)	(547)	103
Footwear	(84)	-	84
Custodial Supplies	(3,500)	(2,532)	968
Building and Grounds Supplies	(1,500)	(1,124)	376
Total City Hall Maintenance	(124,066)	(94,406)	29,660
Meters:			
Personnel Services	(76,191)	(45,496)	30,695
FICA	(5,829)	(3,151)	2,678

EXPENDITURES	FY 20 BUDGET	FY 20 ACTUAL	VARIANCE FAVORABLE/ (UNFAVORABLE)
Electricity - Merchants Row	(400)	(609)	(209)
Electricity - Pearl St	(500)	(409)	91
EVCS Maintenance	(1,120)	(560)	560
Towing Fees	-	(4,145)	(4,145)
Advertising /Printing	(500)	-	500
Pager/Air Cards	-	(1,577)	(1,577)
Meter Maintenance	(2,250)	(1,899)	351
Meter Coin Handling	(1,200)	-	1,200
Clothing	(750)	-	750
Footwear	(350)	-	350
Meter Supplies	(4,500)	(1,627)	2,873
Meter Systems Software	(4,000)	(3,442)	558
Program Materials	(1,300)	(966)	334
Meter and Handhelds Replacements	-	-	-
Total Meters	(98,890)	(63,881)	35,009
Police Department:			
Payroll Reimbursement	-	3,400	3,400
Personnel Base Salary	(1,325,502)	(1,332,322)	(6,820)
O/T P/R 1st Shift Embedded	(36,000)	(33,428)	2,572
O/T P/R 2nd Shift Embedded	(31,500)	(29,155)	2,345
O/T P/R 3rd Shift Embedded	(34,200)	(113,718)	(79,518)
O/T P/R	(22,500)	(74,157)	(51,657)
O/T P/R 2%	(10,800)	(44,936)	(34,136)
O/T P/R 3%	(9,000)	(14,767)	(5,767)
Training Payroll	(16,000)	(18,326)	(2,326)
Part-Time Police Officers	(20,000)	(9,160)	10,840
Educational Incentive	(3,700)	(3,900)	(200)
Community Outreach Advocate	(62,000)	(43,106)	18,894
FICA	(115,170)	(126,356)	(11,186)
Professional Services - Legal	(1,000)	-	1,000
Consultant Fees	(1,500)	-	1,500
Training and Development	(7,000)	(3,809)	3,191
Travel and Meals	(2,500)	(315)	2,185
Telephone	(1,800)	(1,282)	518
Computer Access	(5,600)	(6,044)	(444)
Office Machines Maintenance	(7,000)	(7,000)	-
Advertising	(500)	(14)	486
Lock-up Meals	(3,000)	(3,308)	(308)
Physicals	(500)	-	500
Traffic Control	-	(751)	(751)
Cell Phones	(5,000)	(8,627)	(3,627)
Vehicle Maintenance	(20,000)	(27,236)	(7,236)
Taser Assurance Program	(4,176)	(4,176)	-
Radio Maintenance	(1,500)	(113)	1,387
Vehicle Fuel	(27,000)	(22,843)	4,157
Clothing	(6,000)	(4,911)	1,089
Safety Equipment	(5,000)	(5,078)	(78)
Ammunition	(5,000)	(5,551)	(551)
Footwear	(2,000)	(1,246)	754

EXPENDITURES	FY 20 BUDGET	FY 20 ACTUAL	VARIANCE FAVORABLE/ (UNFAVORABLE)
Dry Cleaning	(6,000)	(3,876)	2,124
Office Supplies	(4,000)	(2,918)	1,082
Training Supplies	(1,000)	(1,030)	(30)
Juvenile Program	(500)	-	500
K-9	(1,500)	(3,222)	(1,722)
Investigational Materials	(4,000)	(3,613)	387
Lock-up Materials	(2,000)	(3,400)	(1,400)
Computer Equipment/Software	(3,500)	(2,555)	945
Machine/Equipment Outlay	(2,500)	(25,595)	(23,095)
Radios	(500)	(415)	85
Total Police Department	(1,817,948)	(1,988,859)	(170,911)
Dispatch Services:			
Base Salary, inc Longevity & Holiday	(371,473)	(352,874)	18,599
Overtime 1st shift Embedded	(31,500)	(12,941)	18,559
Overtime 2nd shift Embedded	(22,500)	(14,632)	7,868
Overtime 3rd shift Embedded	(15,750)	(16,965)	(1,215)
Dispatcher O/T P/R	(8,000)	(23,322)	(15,322)
Dispatcher O/T P/R 2nd Shift	(6,000)	(5,534)	466
Dispatcher O/T P/R 3rd Shift	(3,500)	(4,225)	(725)
Dispatcher Training P/R	(2,000)	(1,608)	392
Dispatcher Training PT	(500)	-	500
Part-Time Dispatchers	(5,000)	(28,254)	(23,254)
Incentive Pay	-	(400)	(400)
FICA	(35,666)	(33,247)	2,419
Training/Development	(1,500)	(622)	878
Travel/Meals	(500)	(596)	(96)
Telephone	(3,900)	(4,246)	(346)
Computer Access	(8,400)	(9,066)	(666)
Office Machine Maintenance	-	(925)	(925)
Radio Maintenance	(3,000)	(4,002)	(1,002)
Office Supplies/Equipment	(3,000)	(615)	2,385
Dispatch Capital Transfer	(25,000)	(22,000)	3,000
Computers	(2,500)	-	2,500
Total Dispatch Services	(549,689)	(536,074)	13,615
Street Lighting:			
Electricity	(132,750)	(147,937)	(15,187)
Pedway/Keith Ave Lot Lighting	-	(1,214)	(1,214)
Total Street Lighting	(132,750)	(149,151)	(16,401)
Traffic Control:			
Traffic Light Electricity	(8,000)	(6,957)	1,043
Traffic Light Maintenance	(10,000)	(14,319)	(4,319)
Total Traffic Control	(18,000)	(21,276)	(3,276)
Aldrich Library:			
Aldrich Library	(221,550)	(221,550)	-
Total Library	(221,550)	(221,550)	-

EXPENDITURES	FY 20 BUDGET	FY 20 ACTUAL	VARIANCE FAVORABLE/ (UNFAVORABLE)
Facilities:			
Personnel Services	(64,222)	(66,422)	(2,200)
FICA	(4,913)	(4,763)	150
Electricity - 135 N. Main St	(1,600)	(1,028)	572
Electricity - Pool	(2,500)	(1,374)	1,126
Water and Sewer	(10,000)	(18,571)	(8,571)
Fleet Maintenance	(2,500)	(911)	1,589
Field Maintenance	(3,500)	(4,970)	(1,470)
Pool and Building Maintenance	(9,000)	(5,877)	3,123
Fuel - 135 N. Main St	(500)	(2,712)	(2,212)
Vehicle Fuel	(3,500)	(2,952)	548
Clothing	(500)	(568)	(68)
Footwear	(168)	(119)	49
Office Supplies	(700)	(571)	129
Computer Equipment/Software	-	-	-
Machinery and Equipment	(1,500)	(380)	1,120
Total Facilities	(105,103)	(111,218)	(6,115)
Auditorium:			
Personnel Services	(87,356)	(81,114)	6,242
Overtime	(1,000)	(256)	744
FICA	(6,759)	(5,747)	1,012
Electricity	(10,000)	(5,386)	4,614
Solar Project	(10,000)	(21,305)	(11,305)
Rubbish Removal	(6,800)	(6,452)	348
Telephone	(5,000)	(2,270)	2,730
Water and Sewer	(3,750)	(2,706)	1,044
IT	(3,000)	(3,830)	(830)
Building and Grounds Maintenance	(30,000)	(6,184)	23,816
Alumni Hall Maintenance	(10,000)	(4,479)	5,521
Fuel Oil	(30,000)	(39,385)	(9,385)
Propane	(600)	(452)	148
Clothing	(2,000)	(2,427)	(427)
Footwear	(336)	(149)	187
Custodial Supplies	(4,000)	(4,426)	(426)
Machinery and Equipment Outlay	(2,250)	(1,594)	656
Total Auditorium	(212,851)	(188,162)	24,689
BOR:			
Personnel Services	(91,299)	(60,402)	30,897
Overtime	(1,500)	(1,991)	(491)
FICA	(7,099)	(4,648)	2,451
Electricity	(28,000)	(22,284)	5,716
Solar Project	(28,000)	(31,957)	(3,957)
Telephone	(800)	(840)	(40)
Water and Sewer	(13,300)	(7,157)	6,143
Building and Grounds Maintenance	(25,000)	(32,324)	(7,324)
Propane	(11,250)	(11,847)	(597)
Clothing	(2,150)	(1,225)	925
Footwear	(336)	-	336

EXPENDITURES	FY 20 BUDGET	FY 20 ACTUAL	VARIANCE FAVORABLE/ (UNFAVORABLE)
Custodial Supplies	(2,000)	(1,892)	108
Computers	(1,800)	(1,654)	146
Supplies and Equipment	(8,500)	(11,306)	(2,806)
Total BOR	(221,034)	(189,527)	31,507
Public Safety Building:			
Personnel Services	(21,395)	(34,219)	(12,824)
Overtime	(1,000)	(206)	794
FICA	(1,713)	(2,521)	(808)
Electricity	(17,000)	(16,088)	912
Solar Project	(17,000)	(20,975)	(3,975)
Rubbish Removal	(3,400)	(3,067)	333
Water and Sewer	(3,400)	(3,956)	(556)
Building and Grounds Maintenance	(40,000)	(40,118)	(118)
Fuel	(750)	(633)	117
Propane	(22,000)	(19,860)	2,140
Clothing	(550)	(504)	46
Footwear	(84)	-	84
Custodial Supplies	(5,000)	(3,367)	1,633
Total Public Safety Building	(133,292)	(145,514)	(12,222)
Recreation:			
Personnel Services	(66,187)	(55,223)	10,964
Skate Guard Personnel	(3,000)	(2,082)	918
Pool Personnel	(20,000)	(10,327)	9,673
FICA	(6,823)	(4,852)	1,971
Training and Development	(750)	(957)	(207)
Travel and Meals	(300)	(78)	222
Telephone	(1,200)	(959)	241
Dues and Membership Fees	(450)	(255)	195
Advertising and Printing	(750)	-	750
Pool Equipment	(1,000)	-	1,000
Tennis Court Equipment	(500)	-	500
Office Supplies	(600)	(126)	474
Recreation Supplies	(1,000)	(208)	792
Recreation Programs	(2,500)	(852)	1,648
Computer Purchase	-	-	-
Total Recreation	(105,060)	(75,919)	29,141
Sanitary Landfill:			
Property Tax	(3,017)	(2,868)	149
CVSWD Assessment	(8,900)	(8,837)	63
Total Sanitary Landfill	(11,917)	(11,705)	212
Engineering:			
Personnel Services	(193,558)	(135,009)	58,549
Overtime	(4,000)	(13,221)	(9,221)
FICA	(15,113)	(11,334)	3,779
Telephone	(1,500)	(2,416)	(916)
Office Machine Maintenance	(1,000)	(37)	963

EXPENDITURES	FY 20 BUDGET	FY 20 ACTUAL	VARIANCE FAVORABLE/ (UNFAVORABLE)
Engineering Equipment	(4,500)	-	4,500
Vehicle Maintenance	-	(1,545)	(1,545)
Radio Maintenance	(500)	(398)	102
Clothing	(150)	-	150
Footwear	(336)	(150)	186
Office Supplies and Equipment	(3,000)	(1,262)	1,738
Computer Equipment/Software	(2,500)	-	2,500
Total Engineering	(226,157)	(165,372)	60,785
Permitting, Planning and Inspections:			
Personnel Services	(108,076)	(96,099)	11,977
Overtime	(2,000)	(103)	1,897
Contracted Services	(10,000)	(340)	9,660
FICA	(8,268)	(7,005)	1,263
Professional Services	(10,000)	-	10,000
Training and Development	(1,000)	-	1,000
Travel and Meals	(500)	(42)	458
Telephone	(1,500)	(1,220)	280
Dues and Membership Fees	(250)	(80)	170
Advertising and Printing	(2,000)	(703)	1,297
Office Supplies	(1,800)	(1,174)	626
Computer Equipment/Software	(7,000)	(6,000)	1,000
Total Permitting, Planning and Inspections	(152,394)	(112,766)	39,628
Community Development:			
Barre Partnership	(65,000)	(65,000)	-
Barre Area Development	(51,744)	(51,744)	-
Main Street Maintenance	-	(988)	(988)
Total Community Development	(116,744)	(117,732)	(988)
Public Parks and Trees - Maintenance:			
Electricity	(800)	(865)	(65)
Tree Removal	(5,000)	(17,089)	(12,089)
Total Public Parks and Trees - Maintenance	(5,800)	(17,954)	(12,154)
Street Department - Public Works:			
Overtime	-	(59,745)	(59,745)
Personnel Services	(667,883)	(497,135)	170,748
FICA	(51,093)	(41,977)	9,116
Claims/Deductibles	-	(1,000)	(1,000)
Storm Water Permit	(5,500)	(1,802)	3,698
Training and Development	(2,500)	(1,098)	1,402
Travel and Meals	(250)	-	250
Electricity	(9,500)	(9,308)	192
Rubbish Removal	(5,000)	(3,225)	1,775
Telephone	(1,500)	(1,969)	(469)
SNO - Snow	-	(4,134)	(4,134)
Advertising/Printing	(1,000)	(431)	569
Vehicle Damage	(1,000)	(1,915)	(915)
Plow Damage	(2,500)	(2,300)	200

EXPENDITURES	FY 20 BUDGET	FY 20 ACTUAL	VARIANCE FAVORABLE/ (UNFAVORABLE)
Barricades - Lights	(500)	(2,578)	(2,078)
Culverts - Surface Sewer	(4,500)	-	4,500
Guardrails	(3,500)	(1,975)	1,525
Tiles and Grates - Surface Sewer	(2,500)	-	2,500
Radio Maintenance	(3,500)	(398)	3,102
Building and Grounds Maintenance	(10,500)	(10,851)	(351)
Equipment Maintenance - Streets	(40,000)	(60,358)	(20,358)
Snow Equipment Maintenance	(17,500)	(21,938)	(4,438)
Truck Maintenance - Streets	(33,500)	(70,344)	(36,844)
Bridge Maintenance	(2,500)	-	2,500
Street Painting	(12,500)	(7,792)	4,708
Yard Waste - Fall	(3,500)	(814)	2,686
Roadside Mowing	(6,000)	-	6,000
Tire Disposal Event	-	(1,997)	(1,997)
Fuel Oil - Garage	(27,250)	(18,991)	8,259
Fuel Reimbursement	-	63,808	63,808
Vehicle Fuel	(45,000)	(110,842)	(65,842)
Bottled Gas	(250)	(22)	228
Vehicle Grease and Oil	(7,000)	(5,789)	1,211
Clothing	(15,000)	(12,235)	2,765
Safety Equipment	(4,500)	(1,460)	3,040
Physicals	-	(256)	(256)
Footwear	(2,840)	(1,693)	1,147
Office Expense	(750)	(341)	409
Small Tools	(2,500)	(2,556)	(56)
Garage	(7,500)	(28,400)	(20,900)
Supplies SW	(750)	(14,215)	(13,465)
Supplies NSC	(1,500)	(2,726)	(1,226)
Supplies Surface Sewer	(7,500)	(7,129)	371
Supplies STS	(7,500)	(5,415)	2,085
SNO - Snow (Chains, plow blades, etc.)	(10,000)	(4,439)	5,561
Bituminous Hot Mix - Streets	(12,500)	(9,428)	3,072
Bituminous Hot Mix - Surface Sewers	(2,500)	(67)	2,433
Chloride - SNO	(1,500)	-	1,500
Concrete - SW	(5,000)	(2,000)	3,000
Gravel - Sts	(1,500)	-	1,500
Kold Patch - STS - Streets	(3,500)	(7,274)	(3,774)
Salt - Sno	(180,000)	(151,322)	28,678
SNO - Snow (Streets) Sand	(5,500)	(375)	5,125
SNO - Surface Sewers	(1,000)	-	1,000
Street and Parking Signs	(4,500)	(3,595)	905
Street Light Maintenance	-	(215)	(215)
Computer Equipment/Software	(2,500)	-	2,500
Total Street Department - Public Works	(1,248,066)	(1,132,061)	116,005
Cemetery:			
Personnel Services	(120,845)	(89,895)	30,950
Overtime	(750)	(669)	81
FICA	(9,302)	(6,918)	2,384
Training and Development	(150)	-	150

EXPENDITURES	FY 20 BUDGET	FY 20 ACTUAL	VARIANCE FAVORABLE/ (UNFAVORABLE)
Travel and Meals	(100)	-	100
Telephone	(1,000)	(1,214)	(214)
Electricity	(500)	(554)	(54)
Veterans Flags	(1,800)	(1,884)	(84)
Car and Truck Maintenance	(1,000)	(1,098)	(98)
Hope Maintenance	(1,500)	(1,550)	(50)
Mausoleum Maintenance	(1,500)	-	1,500
Building and Grounds Maintenance - Elmwood	(5,000)	(1,326)	3,674
Contracted Services	(1,000)	(1,415)	(415)
Hope Grounds Maintenance	(12,800)	(2,307)	10,493
St. Monica Buildings & Grounds Maintenance	(2,000)	(468)	1,532
Grounds and Buildings	(1,650)	(1,609)	41
Equipment Maintenance	(2,500)	(1,168)	1,332
Fuel Oil - Office	(750)	(685)	65
Vehicle Fuel	(5,000)	(3,250)	1,750
Clothing	(850)	(1,010)	(160)
Equipment -Safety	(200)	(73)	127
Footwear	(200)	(230)	(30)
Office Supplies/Equipment	(1,000)	-	1,000
Small Tools	(750)	(444)	306
Cemetery Trust	(7,500)	(1,395)	6,105
Foundations	(3,000)	(1,521)	1,479
Seeds/Trees/Shrubs/Bulbs	-	-	-
Machine/Equipment	(12,800)	(3,029)	9,771
Total Cemetery	(195,447)	(123,712)	71,735
Insurance:			
Health Insurance	(1,213,757)	(1,163,946)	49,811
Life Insurance	(43,381)	(41,337)	2,044
Dental Insurance	(35,286)	(34,436)	850
Consultant Services	-	-	-
Total Insurance	(1,292,424)	(1,239,719)	52,705
City Pension Plan:			
City Pension Plan	(389,863)	(430,934)	(41,071)
Consultant Services	(2,500)	(2,765)	(265)
Total City Pension Plan	(392,363)	(433,699)	(41,336)
Debt Service:			
Principal Payments	(781,955)	(776,416)	5,539
Interest Expense	(232,171)	(212,594)	19,577
Total Debt Service	(1,014,126)	(989,010)	25,116
General Insurance:			
Worker's Compensation	(676,750)	(651,865)	24,885
Property and Casualty	(230,270)	(223,894)	6,376
Unemployment Insurance	(16,499)	(14,678)	1,821
Total General Insurance	(923,519)	(890,437)	33,082
Miscellaneous Expenses:			

EXPENDITURES	FY 20 BUDGET	FY 20 ACTUAL	VARIANCE FAVORABLE/ (UNFAVORABLE)
Washington County Tax	(39,921)	(39,921)	-
Voter Approved Assistance	(161,901)	(154,501)	7,400
Total Miscellaneous Expenses	(201,822)	(194,422)	7,400
Special Projects:			
Special Projects - FICA	-	(1,713)	(1,713)
Special Projects - Custodial	-	(4,793)	(4,793)
Special Projects - Fire	-	(5,892)	(5,892)
Special Projects - Police	-	(13,835)	(13,835)
Total Special Projects	-	(26,233)	(26,233)
Miscellaneous Expenses:			
Granite Museum Parking Lot	(14,800)	(15,270)	(470)
Barre Energy Committee	(1,000)	(1,000)	-
Miscellaneous Expenses	-	(1,065)	(1,065)
BCJC Stipend	(6,840)	(6,840)	-
VT VYCC	(7,500)	(7,500)	-
COVID-19	-	(22,380)	-
Semprebon VCF Trust Projects	(50,000)	(61,567)	(11,567)
Total Miscellaneous Expenses	(80,140)	(115,622)	(35,482)
Total Expenditures	(12,528,689)	(12,074,986)	453,703
Grand Total	-	38,084	38,084

**PROPERTY LISTS FOR FY20
Fiscal Year 2019-2020**

**BUILDINGS & LANDS, by DEPARTMENT ADDRESS
CEMETERY & PARKS DEPARTMENT**

Department office 201 Maple Avenue

CEMETERIES

Elmwood Cemetery Washington Street

Hope Cemetery Maple Avenue

St. Monica’s Cemetery Beckley Street

PARKS

City Hall Park, and Soldiers’ & Sailors’ Memorial Washington Street

Currier Park Park Street

Dente Park & Italian-American Stonecutters Monument Maple Avenue

Robert Burns Monument Academy Street

Canales Woods Pleasant Street

CITY HALL

Municipal Offices and Opera House 6 North Main Street

BARRE CIVIC CENTER

Alumni Hall 20 Auditorium Hill

BOR Shelter 25 Auditorium Hill

Municipal Auditorium 16 Auditorium Hill

PUBLIC SAFETY BUILDING

Fire Department 15 Fourth Street

Police Department 15 Fourth Street

RECREATION DEPARTMENT

Department office 20 Auditorium Hill

BARRE RECREATION AREA

Bike Path Fairview Street-Bridge St

..... Depot Square – Granite St.

..... Berlin St –Blackwell St.

Rotary Park Parkside Terrace off S Main St.

..... Basketball Courts, Picnic Shelters, Charlie’s Playground 2012

..... Swimming Pool and Tennis Courts

PLAYGROUNDS

Farwell Street Recreation Area	Farwell Street
Garfield Playground.....	Lincoln Avenue
Lincoln Recreation Field.....	Camp Street
Mathewson Playground.....	Wellington Street
Nativi Playground.....	River Street
North Barre Skating Rink.....	49 Treatment Plant Road
Tarquinio Recreation Field.....	Farwell Street
Vine Street Playground.....	Vine Street
Wobby Memorial Park	15 Fourth Street

SEWER DEPARTMENT 12 Burnham Street

STREET DEPARTMENT 6 Burnham Street

WASTEWATER TREATMENT PLANT.... 69 Treatment Plant Road

WATER DEPARTMENT..... 4 Burnham Street

WATER STORAGE TANKS

Bailey Street Storage Tank	190 Bailey Street
Pierce Road Storage Tank	23 Pierce Road

WATER FILTRATION PLANT 164 Reservoir Road

Thurman W. Dix Reservoir Dam

Reservoir Road

MISCELLANEOUS PROPERTIES**PARKING LOTS**

Campbell Parking Lot	West Street
Keith Avenue Lot.....	Keith Avenue
Merchants Row Parking Lot	Merchants Row
Pearl Street Parking Lot.....	Summer Street
Rinker Parking Lot	Seminary Street
South Main Street Parking Lot.....	South Main Street
Tennis Court Parking Lot	Boynton Street

OTHER SIGNIFICANT PROPERTIES

Vacant Lot	16 Enterprise Aly
Vacant Lot	Elm St.
Vacant Lot	213 North Main Street
Sculpture Park.....	219 North Main Street
Vacant Lot	225-229 North Main Street
Wheelock Building.....	135 North Main Street
Gunner Brook Mitigation Project	Reid St and Harrington
City Cow Pasture	Maplewood Avenue
East Montpelier Property.....	US Route 2
McFarland Springs	Jockey Hollow, S. Barre Road
Pecks Pond.....	VT Route 63

VEHICLE & EQUIPMENT LIST**Fiscal Year 2017-2020**

Department	Year	Make	Model
BCS - CEMETERY			
	2016	Ram 3500	Dump/Plow
	2008	Carry-On	Utility Trailer
	2016	Kubota	Zero Turn Mower
	2016	Kubota	Zero Turn Mower
	2009	Toro	Z Master Pro Lawn Mower
	2016	John Deere	Gator
	2018	Simplicity	Simplicity Prestige Mower
	2018	Simplicity	Simplicity Prestige Mower
	2005	New Holland	Backhoe
	1999	Scagg	Walk Behind Mower
BCS –FACILITIES/RECREATION			
	2016	Ram 3500	Dump/Plow/Sander
	2009	Ford	F150 Truck
	2000	Big Tex	16' Car Hauler
	1973	Zamboni	Ice Resurfacers
	2002	Zamboni	Ice Resurfacers
	2016	Kubota	Zero Turn Mower
	2004	Scagg	Walk Behind Mower
	2004	Scagg	Zero Turn Mower
FIRE			
	2013	Chevrolet	Impala
	2004	Ford	F250 Truck
	2004	Pace	Cargo Trailer
	2006	Pace	Cargo Trailer
	2008	Ford	Ambulance A3
	2009	Ford	Ambulance A1
	2012	International	Ambulance A2
	2016	HME	Ladder Truck T-30
	2010	HME	Pumper E2
	2012	HME	Pumper E1
	1993	Sutphen	Pumper E3
	2007	Chevrolet	Suburban
	2012	Chevrolet	Malibu
	2018	Ford	Explorer

POLICE

2017	Nissan	Titan
2014	GMC	Terrain
2015	Chevrolet	Equinox
1986	General	Hummer
1990	General	Hummer
2015	Ford	Explorer (pursuit)
2016	Ford	Explorer (pursuit)
2016	Ford	Explorer (pursuit)
2017	Ford	Explorer (pursuit)
2018	Ford	Explorer (pursuit)
2018	Ford	Explorer (pursuit)
2012	Chevrolet	Tahoe
2012	Ford	Fusion
2013	AEP	Speed Cart

SEWER DEPARTMENT

2017	Camel	Vactor Truck
2009	Osage	Van
2003	C.H.&E	Sewer Pump
2000	Case	580L Back Hoe
1975	Unknown	Utility Trailer

WASTE WATER TREATMENT

1994	Caterpillar	Loader
1994	Caterpillar	928 Loader
1998	International	Dump

STREET

1995	International	Dump Truck #37
1998	International	Dump Truck #10
2007	International	Dump Truck #40
2010	International	Dump Truck #24
2010	International	Dump Truck #25
2011	International	Dump Truck #29
2011	International	Dump Truck #30
2017	International	Dump Truck #4
2017	International	Dump Truck #17
2019	International	Dump Truck #38
2012	Ford	F350 Dump Truck #31
2010	Ford	F350 Dump Truck #6
2016	Ford	F250 Truck #5
2000	Bobcat	Skidsteer #1
2009	Bobcat	Skidsteer #2

	2011	Bobcat	Skidsteer #3
	2000	Volvo	EW 170 Excavator
	1986	Fiat	FR-12 loader
	2008	Komatsu	Loader
	2015	John Deere	Loader
	2019	John Deere	Loader
	2009	Ingersoll Rand	Compressor
	1973	SNO-GO	Snow Blower
	1978	SNO-GO	Snow Blower
	2014	Falcon	4 Ton Hot Box
	2017	Viking-Cives	Street Sweeper
	2001	SuperPac	2 Ton Roller
	1980	Bryant Jr.	Sidewalk Sander
	1980	Bryant Jr.	Sidewalk Sander
	1980	Bryant Jr.	Sidewalk Sander
	2000	Homemade	Equipment Trailer
WATER	2012	Ford	Fusion
	2000	Case	580 Backhoe
	2002	International	Dump Truck #8
	1986	Ingersoll Rand	Air Compressor
	2012	Chevrolet	Silverado Truck #36
	2016	Ford	F250 Truck #18
	1983	Norma	Trailer
WATER TREATMENT	2012	Chevrolet	Silverado Truck
SHARED	2001	International	Bucket Truck
	2010	Chevrolet	Tahoe
	1993	GMC	Bucket Truck



**OFFICIAL RETURN OF VOTES
ELECTIONS DIVISION
OFFICE OF THE SECRETARY OF STATE**

Election	PRESIDENTIAL PRIMARY (03/03/2020)	Town / District BARRE CITY
1.	Total Registered Voters on checklist for this polling place:	5,548
2.	Total Number of Voters checked off on the entrance checklist: (this includes absentee ballots)	1,928
3.	Total number of absentee ballots returned: (Include this count in Line 2)	303
4.	Total number of ballots voted by the Accessible Voting System:	0
5.	Total number of DEFECTIVE ballots (not counted but name checked off checklist): (Enter the Total Defective ballots from the Defective Ballot Envelope. -- DO NOT include REPLACED ballots.)	9
6.	TOTAL BALLOTS COUNTED: (Number of voters checked off checklist minus defective ballots.)	1,919
	Total number of ballots counted for DEMOCRATIC	1,427
	Total number of ballots counted for REPUBLICAN	492
7.	Total number of PROVISIONAL ballots (to be sent to Secretary of State):	0
<p>If line 6 (Total Votes Counted.) and the sum of the ballots counted for each party DO NOT agree, you must explain the discrepancies below and continue - Line 6 will be adjusted accordingly:</p> <p align="center">Ballot bag seal #:</p> <div style="border: 1px solid black; padding: 2px; width: fit-content; margin: 0 auto;">001291186</div> <p><input checked="" type="checkbox"/> I hereby certify, under the pains and penalties of perjury, that the information provided is true and accurate to the best of my knowledge, information, and belief. By checking this box, no signature is needed and you agree to the terms and conditions under Vermont law.</p>		

CAROLYN S DAWES
CITY CLERK/TREASURER

CHERYL METIVIER
ASSISTANT CLERK

OFFICIAL RETURN OF VOTES ENTRY			
Election	PRESIDENTIAL PRIMARY	Town	BARRE CITY
		District	

Name on Ballot	Party	Town of Residence	Vote Cast
US PRESIDENT	Vote for not more than ONE		
JOSEPH R. BIDEN	DEMOCRATIC	DELAWARE	294
MICHAEL R. BLOOMBERG	DEMOCRATIC	NEW YORK	125
PETE BUTTIGIEG	DEMOCRATIC	INDIANA	53
JULIAN CASTRO	DEMOCRATIC	TEXAS	0
TULSI GABBARD	DEMOCRATIC	HAWAII	18
AMY KLOBUCHAR	DEMOCRATIC	MINNESOTA	13
DEVAL PATRICK	DEMOCRATIC	MASSACHUSETTS	3
BERNIE SANDERS	DEMOCRATIC	VERMONT	746
MARK STEWART	DEMOCRATIC	CONNECTICUT	4
TOM STEYER	DEMOCRATIC	CALIFORNIA	4
ELIZABETH WARREN	DEMOCRATIC	MASSACHUSETTS	154
MARIANNE WILLIAMSON	DEMOCRATIC	IOWA	1
ANDREW YANG	DEMOCRATIC	NEW YORK	5
TOTAL WRITE IN COUNTS	DEMOCRATIC		4
DONALD TRUMP <i>(Write-in)</i>	DEMOCRATIC		3
PAUL SYLVIO SAMSON <i>(Write-in)</i>	DEMOCRATIC		1
OTHER WRITE IN COUNTS			0
OVERVOTES			0
BLANK VOTES			3
TOTAL VOTES COUNTED			1,427

OFFICIAL RETURN OF VOTES ENTRY			
Election	PRESIDENTIAL PRIMARY	Town	BARRE CITY
		District	

Name on Ballot	Party	Town of Residence	Vote Cast
US PRESIDENT	Vote for not more than ONE		
ROQUE "ROCKY" DE LA FUENTE	REPUBLICAN	CALIFORNIA	5
DONALD J. TRUMP	REPUBLICAN	NEW YORK	426
BILL WELD	REPUBLICAN	MASSACHUSETTS	50
TOTAL WRITE IN COUNTS	REPUBLICAN		2
BERNIE SANDERS (Write-in)	REPUBLICAN		1
LAWRENCE A KNAUSS JR. (Write-in)	REPUBLICAN		1
OTHER WRITE IN COUNTS			0
OVERVOTES			0
BLANK VOTES			9
TOTAL VOTES COUNTED			492

CITY OF BARRE MARCH 3,2020

*****OFFICIAL RESULTS *****

At the Annual City and School District Meeting legally warned and hold-
 en in the several wards of the City of Barre, Vermont, on the first Tuesday
 of March 2020, various questions having been duly taken, sorted, counted
 and also tabulated, the following had the number of votes annexed to their
 names/items, respectively, for the several offices and items stated:

Voted Item	Ward I	Ward II	Ward III	Totals	
MAYOR					
Two-Year Term					
LUCAS HERRING	663	534	496	1693	
Write-ins	7	5	9	21	
Overvotes	0	0	0	0	
Undervotes	104	69	65	238	
Totals	774	608	570	1952	
CLERK & TREASURER					
Two-Year Term					
CAROLD AWES	682	537	495	1714	
Write-ins	4	1	3	8	
Overvotes	0	0	0	0	
Undervotes	88	70	72	230	
Totals	774	608	570	1952	
FIRST CONSTABLE					
Two-Year Term					
SCOTT A. GAGNON	663	521	471	1655	
Write-ins	1	1	6	8	
Overvotes	0	0	0	0	
Undervotes	110	86	93	289	
Totals	774	608	570	1952	
COUNCILOR					
Two-Year Term					
JAKE HEMMERICK	551	-----	-----	551	ward I
JEFFREY TUPER-GILES	158	-----	-----	158	ward I
MICHAEL BOUTIN	-----	504	-----	504	ward II
ERICKA REIL	-----	-----	276	276	ward III
SAMN STOCKWELL	-----	-----	180	180	ward III
Write-ins	2	7	0	9	
Overvotes	6	0	7	13	
Undervotes	57	97	107	261	
Totals	774	608	570	1952	

Article I - Shall the Barre City Voters authorize a General Fund Budget of \$ 13,016,455 of which an amount not to exceed \$ 9,049,145 is to be raised by local property taxes for the fiscal year July 1, 2020 through June 30, 2021?

Voted Item	Ward I	Ward II	Ward III	Totals
Yes	411	366	300	1077
No	336	214	253	803
Over votes	0	0	0	0
Under votes	27	28	17	72
Totals	774	608	570	1952

Article II-Shall the Barre City Voters authorize the sum of \$ 368,866 for Street Reconstruction and Sidewalk Improvements, and the Capital Improvement Fund?

Voted Item	Ward I	Ward II	Ward III	Totals
Yes	669	522	484	1675
No	98	69	77	244
Over votes	0	0	0	0
Under votes	7	17	9	33
Totals	774	608	570	1952

Article III - Shall bonds or notes of the City of Barre in an amount not to exceed One Million Seven Hundred Thousand Dollars (\$1,700,000), subject to reduction from available state and/or federal grants-in-aid, appropriations and reserve funds, be issued for the purpose of financing the purchase of equipment, installation of security and monitoring systems, design work for future infrastructure projects, and making repairs to facilities and infrastructure, the aggregate cost of such improvements estimated to be One Million Seven Hundred Dollars (\$1,700,000)?

Voted Item	Ward I	Ward II	Ward III	Totals
Yes	490	410	342	1242
No	257	166	199	622
Over votes	0	1	0	1
Under votes	27	31	29	87
Totals	774	608	570	1952

Article IV - Shall Chapter III, Section 311 of the Barre City Charter be hereby amended as follows: Chapter III. City Council (complete text appears on warning and ballot).

Voted Item	Ward I	Ward II	Ward III	Totals
Yes	571	446	392	1409
No	148	89	124	361
Over votes	0	0	0	0
Under votes	55	73	54	182
Totals	774	608	570	1952

Article V - Shall Chapter IV, Article VI, Section 415 of the Barre City Charter be hereby amended as follows: Chapter IV. City Officials (complete text appears on warning and ballot)

Voted Item	Ward I	Ward II	Ward III	Totals
Yes	476	344	329	1149
No	184	160	145	489
Over votes	0	0	0	0
Under votes	114	104	96	314
Totals	774	608	570	1952

Article VI - Shall Chapter V, Article XII, Sections 526, 527 and 528 of the Barre City Charter be hereby amended as follows: Chapter V. Departments and Boards (complete text appears on warning and ballot)

Voted Item	Ward I	Ward II	Ward III	Totals
Yes	345	262	247	854
No	314	251	242	807
Over votes	1	1	0	2
Under votes	114	94	81	289
Totals	774	608	570	1952

Article VII - Shall the Barre City voters authorize the expenditure of \$40,000 to Barre Area Development, Inc. (BADC) for implementation of the Barre Rock Solid marketing plan initiatives with the objective of bringing individuals, families and businesses to visit Barre, live in Barre or grow their business in Barre?

Voted Item	Ward I	Ward II	Ward III	Totals
Yes	469	382	361	1212
No	275	205	199	679
Over votes	1	1	0	2
Under votes	29	20	10	59
Totals	774	608	570	1952

Article VIII - Shall the Barre City Voters authorize the expenditure of \$7,500 for the Barre Area Senior Center?

Voted Item	Ward I	Ward II	Ward III	Totals
Yes	621	508	456	1585
No	133	79	96	308
Over votes	0	0	1	1
Under votes	20	21	17	58
Totals	774	608	570	1952

Article IX - Shall the Barre City Voters authorize the sum of \$5,000 for the Barre Heritage Festival?

Voted Item	Ward I	Ward II	Ward III	Totals
Yes	561	453	384	1398
No	184	132	172	488
Over votes	0	0	0	0
Under votes	29	23	14	66
Totals	774	608	570	1952

Article X- Shall the Barre City Voters authorize the expenditure of \$2,000 for Circle (formerly Battered Women's Shelter & Services)?

Voted Item	Ward I	Ward II	Ward III	Totals
Yes	618	509	447	1574
No	138	87	115	340
Over votes	0	0	0	0
Under votes	18	12	8	38
Totals	774	608	570	1952

Article XI - Shall the Barre City Voters authorize the expenditure of \$7,700 for Central Vermont Adult Basic Education (Barre Learning Center)?

Voted Item	Ward I	Ward II	Ward III	Totals
Yes	589	493	426	1508
No	172	101	135	408
Over votes	0	0	0	0
Under votes	13	14	9	36
Totals	774	608	570	1952

Article XII - Shall the Barre City Voters authorize the expenditure of \$3,000 for the Capstone Community Action, Inc.?

Voted Item	Ward I	Ward II	Ward III	Totals
Yes	527	447	397	1371
No	227	138	161	526
Over votes	0	1	0	1
Under votes	20	22	12	54
Totals	774	608	570	1952

Article XIII - Shall the Barre City Voters authorize the expenditure of \$15,000 for Central Vermont Council on Aging?

Voted Item	Ward I	Ward II	Ward III	Totals
Yes	555	458	419	1432
No	200	122	135	457
Over votes	0	0	0	0
Under votes	19	28	16	63
Totals	774	608	570	1952

Article XIV - Shall the Barre City Voters authorize the expenditure of \$28,000 for Central Vermont Home Health and Hospice?

Voted Item	Ward I	Ward II	Ward III	Totals
Yes	617	506	446	1569
No	141	76	108	325
Over votes	0	0	0	0
Under votes	16	26	16	58
Totals	774	608	570	1952

Article XV-Shall the Barre City Voters authorize the expenditure of \$1,500 for Community Harvest of Central Vermont?

Voted Item	Ward I	Ward II	Ward III	Totals
Yes	453	376	312	1141
No	293	193	233	719
Over votes	0	0	0	0
Under votes	28	39	25	92
Totals	774	608	570	1952

Article XVI-Shall the Barre City Voters authorize the expenditure of \$5,000 for Downtreet Housing and Community Development?

Voted Item	Ward I	Ward II	Ward III	Totals
Yes	454	385	324	1163
No	295	183	224	702
Over votes	0	0	0	0
Under votes	25	40	22	87
Totals	774	608	570	1952

Article XVII - Shall the Barre City Voters authorize the expenditure of \$3,500 for Family Center of Washington County?

Voted Item	Ward I	Ward II	Ward III	Totals
Yes	500	436	380	1316
No	252	134	166	552
Over votes	0	0	0	0
Under votes	22	38	24	84
Totals	774	608	570	1952

Article XVIII - Shall the Barre City Voters authorize the expenditure of \$1,000 for Good Beginnings of Central Vermont?

Voted Item	Ward I	Ward II	Ward III	Totals
Yes	492	400	349	1241
No	255	164	195	614
Over votes	0	0	0	0
Under votes	27	44	26	97
Totals	774	608	570	1952

Article XIX - Shall the Barre City Voters authorize the expenditure of \$1,500 for Good Samaritan Haven?

Voted Item	Ward I	Ward II	Ward III	Totals
Yes	570	460	403	1433
No	186	114	147	447
Overvotes	0	0	0	0
Undervotes	18	34	20	72
Totals	774	608	570	1952

Article XX - Shall the Barre City Voters authorize the expenditure of \$38,401 for Green Mountain Transit Agency?

Voted Item	Ward I	Ward II	Ward III	Totals
Yes	535	440	385	1360
No	215	133	169	517
Overvotes	0	0	1	1
Undervotes	24	35	15	74
Totals	774	608	570	1952

Article XXI - Shall the Barre City Voters authorize the expenditure of \$500 for OUR House of Central Vermont?

Voted Item	Ward I	Ward II	Ward III	Totals
Yes	513	426	356	1295
No	228	136	185	549
Overvotes	1	0	0	1
Undervotes	32	46	29	107
Totals	774	608	570	1952

Article XXII-Shall the Barre City Voters authorize the expenditure of \$3,000 for the People's Health & Wellness Clinic?

Voted Item	Ward I	Ward II	Ward III	Totals
Yes	569	464	426	1459
No	185	110	123	418
Over votes	0	1	0	1
Under votes	20	33	21	74
Totals	774	608	570	1952

Article XXIII-Shall the Barre City Voters authorize the expenditure of \$9,800 for Project Independence?

Voted Item	Ward I	Ward II	Ward III	Totals
Yes	510	457	372	1339
No	229	113	171	513
Over votes	0	0	0	0
Under votes	35	38	27	100
Totals	774	608	570	1952

Article XXIV-Shall the Barre City Voters authorize the expenditure of \$3,000 for the Retired Senior and Volunteer Program (RSVP)?

Voted Item	Ward I	Ward II	Ward III	Totals
Yes	530	443	376	1349
No	213	121	166	500
Over votes	0	0	1	1
Under votes	31	44	27	102
Totals	774	608	570	1952

Article XXV-Shall the Barre City Voters authorize the expenditure of \$2,500 for the Sexual Assault Crisis Team?

Voted Item	Ward I	Ward II	Ward III	Totals
Yes	579	485	412	1476
No	174	91	135	400
Over votes	0	0	0	0
Under votes	21	32	23	76
Totals	774	608	570	1952

Article XXVI-Shall the Barre City Voters authorize the expenditure of \$1,000 for the Vermont Association for the Blind & Visually Impaired?

Voted Item	Ward I	Ward II	Ward III	Totals
Yes	602	485	421	1508
No	148	83	121	352
Over votes	0	0	0	0
Under votes	24	40	8	72
Totals	774	608	550	1932

Article XXVII - Shall the Barre City Voters authorize the expenditure of \$3,000 for the Center for Independent Living?

Voted Item	Ward I	Ward II	Ward III	Totals
Yes	527	445	372	1344
No	219	121	167	507
Over votes	1	0	0	1
Under votes	27	42	31	100
Totals	774	608	570	1952

Article XXVIII - Shall the Barre City Voters authorize the expenditure of \$2,500 for the Washington County Diversion Program?

Voted Item	Ward I	Ward II	Ward III	Totals
Yes	460	389	319	1168
No	279	172	216	667
Over votes	0	0	0	0
Under votes	35	47	35	117
Totals	774	608	570	1952

Article XXIX - Shall the Barre City Voters authorize the expenditure of \$5,000 for Washington County Youth Service Bureau / Boys & Girls Club?

Voted Item	Ward I	Ward II	Ward III	Totals
Yes	530	442	377	1349
No	213	122	163	498
Over votes	1	0	0	1
Under votes	30	44	30	104
Totals	774	608	570	1952

Central Vermont Public Safety Authority Meeting

FOR AT LARGE BOARD MEMBER (vote for not more than one)

Three-Year Term

Voted Item	Ward I	Ward II	Ward III	Totals
DONA BATE	573	457	405	1435
Write-ins	5	1	2	8
Over votes	1	0	0	1
Under votes	195	150	163	508
Totals	774	608	570	1952

ARTICLE I - Shall the voters of the Central Vermont Public Safety Authority (CVPSA) appropriate the sum of \$50,000 (\$26,500 from Barre City and \$23,500 from the City of Montpelier) for A Central Vermont Public Safety Telecommunications Needs Assessment and Improvement Plan and CVPSA operating budget for the fiscal year July 1, 2020 to June 30, 2021.

Voted Item	Ward I	Ward II	Ward III	Totals
Yes	454	372	317	1143
No	269	181	205	655
Over votes	1	0	0	1
Under votes	50	55	48	153
Totals	774	608	570	1952

Barre Unified Union School District

FOR SCHOOL BOARD (vote for not more than two) Three-Year Term

Voted Item	Ward I	Ward II	Ward III	Totals
TIM BOLTIN	575	455	422	1452
Write-ins	8	14	10	32
Overvotes	0	0	0	0
Undervotes	965	747	708	2420
Totals	1548	1216	1140	3904

ARTICLE II - Shall the voters of the Barre Unified Union School District approve the school board to expend \$48,479,968, which is the amount the school board has determined to be necessary for the ensuing fiscal year? It is estimated that this proposed budget, if approved, will result in education spending of \$15,074 per equalized pupil. This projected spending per equalized pupil is 11% higher than spending for the current year.

Voted Item	Ward I	Ward II	Ward III	Totals
Yes	387	346	284	1017
No	355	220	260	835
Overvotes	0	1	0	1
Undervotes	32	41	26	99
Totals	774	608	570	1952

ARTICLE III - Shall the voters of the school district approve the school board to expend \$3,130,436, which is the amount the school board has determined necessary for the support of the Central Vermont Career Center for the ensuing fiscal year?

Voted Item	Ward I	Ward II	Ward III	Totals
Yes	471	399	345	1215
No	284	163	208	655
Overvotes	0	0	1	1
Undervotes	19	46	16	81
Totals	774	608	570	1952

ARTICLE IV - Shall bonds or notes of the Barre Unified Union School District in an amount not to exceed Two Million Seven Hundred Fifty Thousand Dollars (\$2,750,000), subject to reduction from available state and federal grants-in-aid and other financial assistance, be issued for the purpose of acquiring real estate located at 91 Allen Street in the City of Barre, and rehabilitating the same for use by the Spaulding Educational Alternatives program, the estimated cost thereof being Two Million Seven Hundred Fifty Thousand Dollars (\$2,750,000)?

Voted Item	Ward I	Ward II	Ward III	Totals
Yes	384	328	263	975
No	357	227	276	860
Overvotes	0	0	0	0
Undervotes	33	53	31	117
Totals	774	608	570	1952

At the Polling Places of this municipality, the foregoing persons/items received the number of votes indicated on the page of this Official Return of Votes.

Carolyn S. Dawes, Presiding Officer/S/

Cheryl Metivier, Other Election Official /S/

March 4, 2020

Date

Chapter 4
BUILDINGS & BUILDING CONSTRUCTION
(Entire chapter Amended Ord. No. 2009-01, 08-04-09)
#2019-06

The City Council of the City of Barre, Vermont will hold a first reading on Tuesday, August 13, 2019 at 7:15 P.M. in the City Council Chambers to discuss the following revision to the Code of Ordinances, Chapter 4 – Buildings and Building Construction, as follows:

The City Council of the City of Barre hereby ordains that the Code of Ordinances of the City of Barre, Vermont is hereby amended by revising Chapter 4 – Buildings and Building Construction, to read as follows:

Note: **Bold/Underline** indicates additions

[Brackets/Strikeout indicates deletions]

ARTICLE I. GENERAL

PROVISIONS Sec. 4.1. Authority.

- (a) The City Council has enacted this ordinance under the authority granted to the City through its Charter (Section 501) and under the authority granted to all Vermont municipalities under Title 24 Vermont Statutes Annotated (V.S.A.), Chapter 83 to regulate buildings and building construction.

Sec. 4-2. Purpose.

- (a) The purpose of this ordinance is to establish the minimum requirements to safeguard public health, safety, and general welfare through structural strength, means of egress, stability, adequate light and ventilation, energy conservation, safety to life and property from fire and other hazards, and to provide safety to firefighters and emergency responders during emergency situations.

Sec. 4-3. Building codes adopted.

- (a) The City hereby adopts the most [~~recent~~] **current** editions of the International Building Code and [~~National~~] **the Vermont Fire and Building** Safety Codes [~~for the purpose of establishing rules and regulations. Where these rules are not consistent with the current rules and standards~~] **as** adopted by the Commissioner of Public Safety under 20 V.S.A. Chapter 173, subsection 2 [~~2, the Vermont Fire and Building Safety Codes shall take precedence~~].

~~[(b) The City hereby adopts the non-mandatory Fire District rules found in Appendix D of the 2006 International Building Code. The fire district limits of the City shall be all properties within the Central Business District as identified on the current zoning map.]~~

Sec. 4-4. Scope of ordinance.

(a) Within limits established in the adopted codes, the ordinance shall apply to construction, enlargement, alteration, relocation, demolition, and change of use or occupancy of all structures within all areas of the City of Barre.

(b) This ordinance shall not apply to ~~general~~ **ordinary** maintenance and repair of structures or the replacement of individual components including, but not limited to the replacement of roofs, doors and windows as long as the rough opening is not altered. **Ordinary repairs to structures may be made without application or notice to the building official, but such repairs shall not include the cutting away of any wall, partition or portion thereof, or the removal or change of any required means of egress, or rearrangement of parts of a structure affecting the exit requirement.**

(~~[b]~~ c) Electrical alterations are regulated separately under Chapter 5 of the City Ordinances and therefore are not covered under these regulations.

Sec. 4-5. Effect of regulations.

(a) Unless exempted within these regulations, no property owner in the City shall construct, enlarge, alter, relocate, demolish, or change the use or occupancy of a structure without first obtaining a building permit from the building official.

(b) Unless exempted within these regulations, no structure shall be used or occupied until the building official has issued a Certificate of Occupancy or Temporary Certificate of Occupancy, as appropriate.

Sec. 4-6. Designation of Effect.

(a) This ordinance shall constitute a civil ordinance within the meaning of 24 V.S.A. Chapter 59.

Sec. 4-7. Severability.

(a) If any portion of this Ordinance is found to be unconstitutional or invalid by a court of competent jurisdiction, the remainder of this ordinance shall not be affected and shall remain in full force and effect. If any statute referred to in this ordinance is amended, this ordinance shall be deemed to refer to such amended statute.

ARTICLE II. CODES & DEFINITIONS**Sec. 4-10. ~~[Adoption; definitions]~~ Codes Adopted**

(a) Unless otherwise expressly stated, the definitions as given in the International Building Code adopted in section 4-3 shall be used for the purposes of this chapter.

~~[(b) Building Official. Building Inspector or designee.]~~

~~[(c) Council. City of Barre City Council.]~~

Sec. 4-11. Conflicts.

(a) In any case where a provision of this ordinance is found to be in conflict with a provision of any zoning, building, fire, safety, health or other ordinance or code of the city, the provision that established the higher standard for the promotion and protection of the health and safety of the people of the city shall prevail.

ARTICLE III. ADMINISTRATION, APPEALS, & ENFORCEMENT

Sec. 4-20. Duties and powers of ~~[building official]~~ Chief Inspector and the Code Enforcement Office.

- (a) The ~~[building official]~~ **Barre City Manager shall appoint the Fire Chief as the Chief Inspector, who** is hereby authorized and directed to administer and enforce the provisions of the adopted codes. The ~~[building official]~~ **Chief Inspector** shall have the authority to render interpretations of the codes. Such interpretations, policies and procedures shall be in compliance with the intent of the adopted codes and 24 V.S.A. Chapter 83
- (b) **The Barre City Fire Department Inspection/Code Enforcement Office shall be responsible for the administration of this Ordinance.**
- (c) **The Chief Inspector may delegate this authority to any trained inspector within the Code Enforcement Office. Such delegated and trained Inspector shall herein after be referred to as the Inspector.**
- (d) The ~~[building official]~~ **Inspector** shall not have the power to waive any requirements of the adopted codes.
- (e) The ~~[building official]~~ **Inspector** shall carry proper identification when inspecting structures or premises in the performance of ~~[his/her]~~ **their** duties.
- (f) Where it is necessary to make an inspection to enforce this ordinance, or where the ~~[building official]~~ **Inspector** has reasonable cause to believe there exists in a structure or upon a premise a dangerous, unsafe, or hazardous condition, the ~~[building official]~~ **Inspector** is authorized to enter the structure or premises at reasonable times. Where such structure or premises is occupied, the ~~[building official]~~ **Inspector** must present credentials to the occupant and request entry. If such structure or premises is unoccupied, the ~~[building official]~~ **Inspector** shall first make a reasonable effort to locate the owner or other person having charge of the structure or premises and request entry. If entry is refused the

~~[building official]~~ **Inspector** must first secure a search warrant duly issued by a court [13 V.S.A. §4701].

- (g) The ~~[building official]~~ **Inspector** shall have all the powers set forth under state law to administer the provisions of these regulations, including, but not limited to:
- (1) Issue building permits ~~[subject to Council approval]~~;
 - (2) Issue temporary or permanent certificates of occupancy.
 - (3) In writing suspend or revoke a certificate of occupancy or completion issued under the provisions of this ordinance whether the certificate is issued in error, or on the basis of incorrect information supplied, or where it is determined that the building or structure or portion thereof is in violation of any ordinance or regulation and or code.
 - (4) Authorize disconnection of utility service to the building, structure or system regulated by these codes ~~[referenced]~~ in case of an emergency where it is necessary to eliminate an immediate hazard to life and property. The ~~[building official]~~ **Inspector** shall notify the utility, and wherever possible the owner and occupant(s) of the building, structure or service system, of the decision to disconnect prior to taking such action. If not notified prior to disconnecting, the owner or occupant(s) of the building, structure, or service system shall be notified in writing as soon as possible thereafter.
 - (5) Serve a written order upon the person responsible for the violation directing discontinuance of the alleged action and ordering the remedy of the condition that is in violation;
 - (6) Serve a written stop-work order requiring the suspension of all further work until the condition that is in violation has been corrected. Any person who shall continue any work after having been served with a stop work order, shall receive fines and penalties as described in sec. 4-22;
 - (7) Issue municipal tickets as directed under 24 V.S.A. Chapter 59 and Section 4-22 of this ordinance.
 - (8) Declare structures to be unsafe and, in accordance with Article V of this ordinance, order the securing and/or removal of the structure.

Sec. 4-21. Appeals of ~~[building official]~~ **Inspector actions.**

- (a) Any owner or agent aggrieved by an order of the ~~[building official]~~ **Inspector** may appeal within fifteen (15) days of said order to ~~[either]~~ the board of arbitrators, or **to the Criminal Division of the Superior Court, at his or her** ~~[district court at the]~~ election ~~[of the appellant]~~. **The board of arbitrators or the Court shall have the power to annul, amend, modify, or affirm the order**

of the Inspector.

- (b) For appeals to the board of arbitrators a request for appeal **shall be taken within five (5) days after receipt of the Inspector's notice and order by the aggrieved owner or agent owner, and shall be made by filing a written complaint and any required fee with the [building official] Inspector, and left with the Inspector personally, or at their office. in the case of an election to appeal to the Criminal Division of the Superior Court, the appeal shall be deemed perfected by the filing with the court of a complaint. The taking of the appeal shall operate as a stay.**
- (1) The [building official] **Inspector** shall convene a board of arbitrators within 15 days to schedule a hearing.
- (2) The board of arbitrators shall be composed of two disinterested persons, **residents of the City of Barre, one of whom shall be appointed by the appellant, and one by the Inspector,** who are qualified building professionals (eg. architect, engineer or contractor) [~~and residents of the City, one of whom is appointed by the appellant and one by the building official~~].
- (3) The board shall meet within ten (10) days of receiving notice from the [building official] **Inspector** of the notice of appeal. [~~All hearings~~] **A hearing shall be scheduled and** shall be public, and the owner or agent shall be given an opportunity to be heard and to present evidence and arguments. [Any owner or agent may appeal a decision of the board of arbitrators by instituting relief in Superior Court under V.R.C.P. 74.]
- (4) If such arbitrators cannot agree **to a resolution,** a third member shall be chosen by the arbitrators. On failure to agree as to such third member, the third member shall be appointed by a [~~district or~~] [~~s~~] Superior judge.
- (5) A decision of a majority of the board of arbitrators, when reduced to writing, sworn to and filed in the [building official] **Inspector's** office, shall be final and conclusive upon the parties. Upon the filing of such decision, **work may be** [~~it will take effect~~] immediately **resumed.** The expense, if any, of such arbitration shall be paid by the appellant.

Sec. 4-22. Enforcement.

- (a) The [building official] **Inspector** is required to serve a notice of violation or other order on the person responsible for the construction, enlargement, alteration, relocation, demolition, and change of use or occupancy of any structure where such change is in violation of this ordinance or the adopted codes. Such order shall

direct the discontinuance of the illegal action or condition and the abatement of the violation.

- (b) **When an owner or applicant, or person interested in property deemed unfit by an inspection as set forth above, and notified as provided, fails, refuses or neglects to comply with the requirements of such order within the time limited, a careful review of the premises shall be made by a panel consisting of the Inspector and the Fire Marshal and one (1) disinterested person to be chosen by the other two (2) panel members and who shall be a person knowledgeable in at least one area in which the property is deficient.**
- (c) **A report shall be made by each member of this panel and forwarded to the Chief Inspector with copies sent to the owner by registered mail, and posted on each entrance door to each rental unit in the building.**
- (d) **Upon completion of the report and sending of the reports, the Chief Inspector shall, if such action is indicated as necessary by the report, order the occupant of said premises to vacate and take such other actions as necessary to bring about compliance with said order.**
- (e) Where a person fails to remedy a violation to the satisfaction of the [building official] **Inspector**, the [building official] **Inspector** may bring appropriate action to enforce the provisions of this ordinance. Enforcement may be by any means allowed under state law including, but not limited to:
 - (1) The [building official] **Inspector** may issue, or direct to have issued, a Municipal Complaint and pursue enforcement before the Judicial Bureau in accordance with the provisions of 24 V.S.A. §1974 and §1977 with penalties as prescribed below:
 - i. First [offence] **offense**. A first offence of this ordinance shall be punishable by a fine of \$[+00]**150**. The waiver fee shall be \$[50]**100**.
 - ii. Subsequent [offences] **offenses**. Any subsequent offences of the same provision of the bylaws within a 12 month period shall be punishable by a fine of \$200. The waiver fee shall be \$[+00]**150**.
 - (2) The [building official] **Inspector** may notify the City Attorney of the violation who [can] **may** take action in Superior Court seeking injunctive relief as appropriate with penalties as prescribed below:
 - i. Any person who violates this ordinance shall be fined not more than the amount prescribed under 24 V.S.A. Chapter

83 which at the time of the development of these regulations is \$200.

- (f) Each day that a violation continues after the initial seven (7) day notice shall constitute a separate offense. All fines imposed and collected shall be paid to the City of Barre.
- (g) Where ~~an [building official]~~ **Inspector** finds that a violation is to such a degree that a building is declared unsafe, the ~~[building official]~~ **Inspector** may initiate procedures to secure or remove such structure under the provisions found in Article V.
- (h) Once a structure has received a notice of violation it cannot be re-occupied until a permanent or temporary certificate of occupancy has been issued by the ~~[building official]~~ **Inspector**.

Sec. 4-23. Fees.

- (a) ~~[The City Council may prescribe reasonable fees to be charged with respect to the administration of this ordinance.]~~ **The fee for a building permit shall be designated by the City Council and upon adoption of the rate, the Council shall publish in the local newspaper the rate change thirty (3) days prior to the effective date of the rate change. It shall be payable on making application, and returned if the permit is denied.** ~~[The applicant may be charged the cost of recording fees as required by law.]~~

Sec. 4-24. Records.

- (a) The ~~[building official]~~ **City** shall keep official records of permits and certificates issued, and fees collected. Reports of inspections, notices and other orders issued shall be retained.

~~[The building official is responsible for recording all]~~ **All** permits, certificates of occupancy, temporary certificates of occupancy, and notices of violation **shall be recorded** in the municipal land records ~~[of the City Clerk]~~. **Applicants or owners are responsible for all recording fees.**

ARTICLE IV. PERMITS

Sec. 4-30. Building permit.

- (a) Unless exempted within these regulations, no property owner/~~tenant/inhabitant~~ in the City shall construct, enlarge, alter, relocate, demolish, or change the use or occupancy of a structure without first obtaining a building permit from the ~~[building official]~~ **City's permitting department.**
- (b) The ~~[building department]~~ **City** shall develop all forms and applications necessary for the administration of building permits. Ap-

plications shall be reviewed by the [building official] **Inspector** in a timely manner and decisions issued promptly.

Before the construction or alteration of a building, the owner, builder or architect shall submit to the City a permit application with comprehensive statement in writing of the material to be used and mode of construction of the proposed building or alteration, with plans and specifications, if any.

- (c) No permit shall be granted until the required fee is paid to the City and until the [building official] **Inspector** is satisfied from an examination of the plans and specifications or the detailed memoranda of the proposed building or alteration that such structure when completed will be safe and secure and built in a proper manner. Applicants have the burden to demonstrate compliance with the adopted codes.
- ~~[(d) Other provisions of the code and building law notwithstanding, no permit, certificate or license required under provisions of this chapter shall be issued or granted by the building official, until the matter has been presented to the Council, with recommendations for review.~~

~~When approved by the Council, the clerk shall so attest in writing on the permit, license or certificate. A permit, license or certificate shall not be valid unless it bears the City Clerk's attestation.]~~

Work thereon shall not begin until the owner or applicant has received a signed, approved Building Permit, or which a copy shall be recorded in the Barre City Land Records.

- (d) Where equipment replacement and repairs must be performed in an emergency situation the permit application shall be submitted the next business day to the [building official] **City's permitting department.**
- (e) Construction or work for which a permit is required shall be subject to inspection by the [building official] **Inspector** and such construction or work shall remain accessible and exposed for inspection purposes until approved. It shall be the duty of the permit applicant to cause the work to remain accessible and exposed for inspection purposes. Neither the [building official] **Inspector** nor the City of Barre shall be liable for the expense entailed in the removal or replacement of any material required to allow inspection.
- (f) Building permits shall be invalid after three (3) years from the date of issuance. The building inspector shall have the discretion to approve extensions of time beyond the three-year limit provided that all extensions are in writing and are for a specified duration which is consistent with the permits issued by the depart-

ment of planning and zoning for the subject permit.

- (g) Structures hereafter constructed, enlarged, altered, or relocated without a permit or not in conformance with the adopted codes or conditions of permit approval shall be removed **at the owner's expense.**

Sec. 4-31. Certificate of Occupancy

- (a) Unless exempted within these regulations, no structure shall be used or occupied until the [~~building official~~] **Inspector** has issued a Certificate of Occupancy or Temporary Certificate of Occupancy, as appropriate.
- (b) Upon completion of construction involving a building permit, [~~the applicant shall request the issuance of a certificate of occupancy. After~~] the [~~building official~~] **Inspector shall** inspect[s] the structure; and find[s] **ing** no code violations, the [~~building official~~] **Inspector** shall issue a certificate of occupancy.

Sec. 4-32. Temporary Occupancy Permits

- (a) The [~~building official~~] **Inspector** is authorized to issue a temporary certificate of occupancy before the completion of the entire work covered by the permit, provided that such portion or portions shall be occupied safely. The [~~building official~~] **Inspector** shall set a time period during which the temporary certificate of occupancy is valid.
- (b) The [~~building official~~] **Inspector** is authorized to, in writing suspend or revoke a certificate of occupancy or temporary certificate of occupancy issued under the provisions of this ordinance; whether the certificate is issued in error, or on the basis of incorrect information supplied, or where it is determined that the building or structure or portion thereof is in violation of any ordinance or regulation and/or code.

ARTICLE V. SPECIAL CIRCUMSTANCES

Sec. 4-40. Abatement and Rehabilitation of Dangerous Structures

- (a) Statement of findings and purpose.
- (1) Being that in the City of Barre there are structures that have or may become dangerous and/or unsafe, the Barre City Council finds and declares that:
- i. Structures that become dangerous and/or unsafe must promptly be made safe and secure to protect the public safety.
 - ii. Immediate abatement and rehabilitation of these structures is necessary to secure the public safety and to ensure and enhance the vitality and livability of our neighborhoods.

- iii. Communication between owners of dangerous structures and the City is essential for effective allocation of public resources and the maintenance of public health, welfare, and safety in regards to such structures.

([3]2) The purpose of this article is to establish the reasonably necessary measures to protect the public safety and welfare threatened by dangerous and/or unsafe structures, consistent with the authority vested in the City to protect the health, safety and welfare of the public through the regulation of the construction, maintenance, repair, and alteration of buildings and other structures within the City.

(3)([e]3) The [~~building official~~] **Inspector** is authorized to administer and enforce the provisions of this article. The [~~building official~~] **Inspector** may take such measures as are necessary for the proper enforcement of the article, including, but not limited to, securing and/or removing structures at the expense of the property owner.

(b) ([d]4) [Obligations of owners or dangerous structures and buildings] **Unsafe Building- Notice.**

(1) The Inspector shall be notified that a [A] structure[or part thereof] or anything appurtenant to, that is or becomes dangerous and/or unsafe shall [be made safe and secure] inspect such structure(s). If it appears to be unsafe, the Inspector shall notify, in writing via Order to the owner or owner agent to make it safe and secure.

(2) If it appears that such structure would be especially unsafe in cse of fire, it shall be deemed dangerous and the Inspector may affix in a conspicuous place upon its exterior walls a notice of its dangerous condition, which shall not be removed or defaced without the authority from the Inspector.

(3) When the owner or owner agent lives out of State, notice may be served by a proper officer, whose return of service shall provide sufficient evidence of such serving.

(4) Obligation to Repair an Unsafe and/or Dangerous Structure.

(1) Before noon on the day following such served notice, the owner or agent owner notified shall commence to secure or remove such structure within a prescribed timeframe, and shall employ sufficient workers speedily to secure or remove it.

(2) If public safety so requires, and if the Mayor and City Councilors so order, the Inspector shall immediately enter upon the premises with the necessary workers and cause such structure to be shored up, taken down, or otherwise secured without delay. The Inspector shall cause a proper fence or boarding

put up for the protection of passers-by at the expense of the owner. Such expense may be recovered in a civil action on this Ordinance.

- (3) [~~The building official shall inspect a structure upon receiving information that the structure or anything attached or connected therewith is in violation of the specifications of all applicable building, fire prevention, and public safety ordinances and codes adopted herein or as otherwise in such unsafe condition that the public safety is endangered. If the building official has reason to believe that an emergency situation exists tending to create an immediate danger to the health, welfare, or safety of the general public, the building official shall enter and inspect the premises. Absent an emergency situation, if the owner of the suspect structure fails or refuses to consent to an inspection, the building official shall seek a search warrant from the Vermont District Court for the purpose of determining and ensuring the structural integrity of the building, the repairs necessary to ensure its structural integrity, that it will be safe for entry by police officers and firefighters in time of exigent circumstances or emergency, that the building and its contents will not present a hazard to the public.~~]
- (4) [~~If, in the building official judgment, the structure or building appears to endanger the public safety, the director shall in his/her discretion elect to commence action to abate as herein provided. To commence an abatement action, the building official shall make a careful survey report based on his/her inspection of the premises, or if necessary based on an additional inspection and forthwith notify the owner to remove the condition or structure or make the structure or condition safe and secure in the time specified for in the notice. If it appears to the director that such structure would be imminent harm to persons or property, the building official may affix a notice of dangerousness in a conspicuous space upon the structure's exterior walls which shall not be removed or defaced without the building official's authority.~~]
- (5) [~~Any person notified as provided in subsection (c) shall within the time specified commence to secure or remove such structure. If the public safety so requires, the building official shall enter upon the premises and cause the structure to be made safe and secure and that passers-by are protected at the expense of the owner or person interested.~~]

(d) Refusal to Obey Order, Survey and Report.

- (1) [~~If] **When the owner or agent owner of such unsafe and/or dangerous structure** [~~continues such] refus[at]es or neglects to **comply with the requirements of the Order within the prescribed time-**~~~~

frame, [remove or make the structure safe within 60 days, the building official] a careful survey of the premises shall be made by a board, consisting of the City Engineer, the Chief of the Fire Department, and one (1) disinterested person to be appointed by the Inspector. A report of such survey shall be made in writing and a copy of served on the owner or agent owner.

(e) Removal of Structure – Penalty.(1) When the report declares the structure to be dangerous and/or unsafe, and when the owner or agent owner continues such refusal and neglect, the Inspector shall cause it to be taken down or otherwise made safe, [, and] The costs and charges incurred shall constitute a lien upon the [real-estate] land upon which such structure is situated and shall be enforced within the time and in the manner provided for the collection of taxes on land [pursuant to 32 V.S.A. §5061, so long as the lien is recorded in the office where land records are kept]. In addition, for every day’s continuance of such refusal or neglect, the owner or person interested shall forfeit to the City not more than fifty dollars (\$50.00) nor less than ten dollars (\$10.00), to be recovered in a civil action on this article.

(f) Appeal of Order.

(1) An owner or agent owner who is aggrieved by an Order of this Article may appeal such Order by following the process found in Section 4-21. However, the provisions of this section shall not prevent the City of Barre from recovering the forfeiture provided in 4-40(e)(1) above from the date of the service of the original notice, unless the order is annulled by the board of arbitrators or the Superior Court judge, whichever the case may be.

~~[i. Any violation of this section is declared to be a nuisance and subject to removal or abatement upon a finding of violation by the superior court. The court shall restrain the construction, alteration, maintenance or use of a building or structure in violation of this section and shall restrain the further construction, alteration or repair of a building or structure reported to be unsafe under a survey authorized by this section.]~~

~~[ii. An abatement action under this section is a remedy cumulative to other remedies at law and equity, and in no way pre-empts, supersedes, or bars civil or criminal prosecution for violation of this article, the model building or Life Safety Code or any applicable building, fire prevention, or public safety ordinance, nor is the commencement of an abatement action a condition precedent to the initiation of criminal prosecution or any other remedy. Failure to adhere to the procedure prescribed in this section shall not bar relief or remedy if such failure~~

does not prejudice a person interested and merely constitutes harmless error.

ADOPTION HISTORY

First Reading at regular City Council meeting held on Tuesday, August 13, 2019.

First Reading at regular City Council meeting held on Tuesday, August 27, 2019.

Second Reading and Public Hearing set by Council for Tuesday, September 24, 2019

Proposed language printed in Times Argus newspaper on Saturday, 14, 2019.

Second Reading and Public Hearing held on Tuesday, September 24, 2019.

Adopted at regular City Council meeting held on September 24, 2019 and entered in the minutes of that meeting which are approved on October 8, 2019.

Posted in public places on September 25, 2019.

Notice of adoption published in the Times-Argus newspaper on Saturday, September 28, 2019.

Effective Saturday, October 12, 2019.

Dated this 24th day of September, 2019.

Carolyn S. Dawes

City Clerk/Treasurer

CHAPTER 7 – MINIMUM HOUSING STANDARDS

#2019-07

At its September 10, 2019 meeting the Barre City Council approved the following ordinance changes. These changes will go into effect 14 days after this publication, as per City charter.

The City Council of the City of Barre hereby ordains that the Code of Ordinances of the City of Barre, Vermont is hereby amended by revising Chapter 7 – Minimum Housing Standards, to read as follows:

Note: **Bold/Underline indicates additions**

[Brackets/Strikeout indicates deletions]

CHAPTER 7 -- MINIMUM HOUSING STANDARDS

(Entire Chapter amended Ord. No. 1965-8, 11/16/65; 2002-04, 1/08/03; 2003-02, 9/16/03; 2005-01, 8/18/05; 2007-01, 8/03/07; 2013-06, 12/17/13)

ARTICLE I. GENERAL PROVISIONS

Sec. 7-1. Authority.

- (a) The City Council has enacted this Ordinance under the authority granted to the City through its Charter (Section 501) and under the authority granted to all Vermont municipalities under Title 24 Vermont Statutes Annotated (V.S.A.), Chapter 123, and 9 V.S.A. Chapter 77, to regulate Municipal Housing Codes.

Sec. 7-2. Purpose.

- (a) The purpose of this Ordinance is to protect, preserve and promote the health, safety, and welfare of all citizens of the City of Barre through establishment of enforceable minimum rental housing standards. The intent of this Ordinance is to establish a set of minimum standards and an inspection process that will ensure that rental units throughout the City meet the standards outlined. Additionally this Ordinance establishes a complaint process that is equitable to both the landlord and tenant alike.

Sec. 7-3. Fire Code Adopted.

- (a) The City hereby adopts the most recent edition of the Vermont Building & Safety Code, as adopted by the VT Department of Safety, for the purposes of establishing rules and regulations as the minimum fire safety requirements for all rental units.

Sec. 7-4. Severability.

- (a) If any section of this Ordinance is held by a court of competent jurisdiction to be invalid, such finding shall not invalidate any other part of this Ordinance.

Sec. 7-5. Effective Date of Ordinance.

- (a) Amendments to this Ordinance shall be effective twenty (20) calendar days after the adoption (by majority vote of City Council) and shall remain in effect until repealed or amended in accordance with the Barre City Charter (Sec. 107 and 108).

Sec. 7-6. Designation of Effect.

- (a) This Ordinance shall constitute a civil ordinance within the meaning of 24 V.S.A. Chapter 123.

ARTICLE II. DEFINITIONS**Sec. 7-7. Definitions.**

- (a) For the purposes of this chapter, definitions of the terms, phrases, words and their derivations shall be as defined in Chapter 1, Section 1-2 of the Code of Ordinances, the City of Barre, Vermont. Otherwise, the following listed words shall have the meanings indicated:

OWNER OCCUPIED: A property in which the owner has established primary residency.

DWELLING UNIT: A building or a part of a building that is used as a home, residence, or sleeping area by one or more persons.

RENT: All considerations to be made to or for the benefit of the owner under the rental agreement, not including security deposits.

RENTAL AGREEMENT: All agreements, written or oral, embodying terms and conditions concerning the use and occupancy of a dwelling unit or premises.

RENTAL UNIT: A dwelling unit that is not owner occupied, and is occupied for longer than thirty (30) consecutive days; including but not limited to occupancies at hotels, motels, homeless shelters and other accommodations.

TENANT: Any person entitled under a rental agreement to occupy a residential dwelling unit to the exclusion of others, or any persons occupying a rental unit as a permanent residence.

FRIVOLOUS. Note having any serious purpose of value; thoughtless, ill-considered, non-serious, insubstantial, trivial, pointless, valueless.

ARTICLE III. ADMINISTRATION, APPEALS & ENFORCEMENT**Sec. 7-8. Duties and Powers of the Chief Inspector**

- (a) The Barre City Manager shall appoint the Fire Chief as the Chief Inspector who shall hereby be authorized and directed to administer and enforce the provisions of the adopted codes. The Chief

Inspector shall have the authority to render interpretations of the codes. Such interpretations, policies and procedures shall be in compliance with the intent of the adopted codes and 24 V.S.A. Chapter 123;

- (b) The Chief Inspector may delegate this authority to any **Code Enforcement Officer, or** trained inspector.

Sec. 7-9. Duties and Powers of the [~~Division-Office~~] Code Enforcement Officers

- (a) The Barre City Fire Department Inspection/Code Enforcement [~~Division (Division)] **Officer(s) (Officer)** shall be responsible for the administration of this Ordinance.~~
- (b) The [~~Division~~] **Officer** may enter, examine and survey all rental units that are subject to routine and emergency inspections of this Ordinance in accordance with Section 7-18.

Sec. 7-10. Written Documentation and Issued Orders.

- (a) Where an inspection indicates that a violation of this Ordinance exists, the [~~Division~~] **Officer** shall issue written documentation notifying the party responsible of the existence of the violation(s) and the measure(s) required to correct or eliminate it. At the direction of the [~~Division~~] **Officer**, the documentation may require the violations to be corrected, or significant action taken to begin corrections, within a defined number of business days or require that the premises be vacated and secured until the rental unit meets the standards of this chapter. The written documentation shall be based on a finding that the premises are a danger to the health, welfare or safety of the tenants of the general public and a violation of the Minimum Housing Standards. Written documentation may further direct:
 - (1) That the rental unit be repaired so that they meet the standards of this chapter;
 - (2) That the rental unit is unfit or unsafe for human habitation because it constitutes a serious danger to the health, welfare and safety of the tenants or the general public, and the rental unit be vacated and secured until the unit is repaired **and inspected** so that it meets the standards of this chapter;
 - (3) That the rental unit is unfit for human habitation because it constitutes a danger to the health, welfare, or safety of the tenants or the general public, and that the rental unit be demolished pursuant to the provision of § VSA 24-3114.
- (b) When the responsible party has failed to take corrective action of any written documentation, an Order may be issued by the [~~Divi-~~

sion] **Officer.**

- (1) The written Order shall state:
 - (i) That a violation exists;
 - (ii) The measure(s) required to correct or eliminate the violation(s);
 - (iii) A compliance date for which such violation(s) shall be corrected;
 - (iv) Appeal rights;
 - (v) Penalties for non-compliance.
- (c) When the [Division] **Officer** investigates and issues an Order, such Order shall be sent to the owner, and if applicable, the tenant of the rental unit;
- (d) Orders shall be sent by one or more of the following means:
 - Email; and
 - United States Postal Service (USPS) Certified Mail Return Receipt Requested; or
 - USPS normal delivery; or
 - Hand Delivery.
- (e) If an Order cannot be delivered by the means listed above in Sec. 7-10(d), the Order shall be posted in a conspicuous place on the dwelling or in the building in which the rental unit is located;
- (f) Orders become effective immediately unless mailed via USPS. If mailed, the Order will take effect three (3) business days from the date the Order is issued;
- (g) An Order shall be recorded in the municipal land records **when the owner of record cannot be contacted for receipt thereof**, and the Order shall thereby be effective against any purchaser, mortgagee, attaching creditor, lien holder or other person whose claim or interest in the property arises subsequent to the recording of the Order;
- (h) When an Order is cured and any related assessed penalties are paid, the [Division] **Officer** shall record an Order removal or cancellation in the municipal land records.

Sec. 7-11. Appeals.

- (a) Written notice of appeal shall be submitted to the Chief Inspector within ten (10) business days of the date of the Order(s);
- (b) The Chief Inspector shall review the appeal and all related documentation and make a written determination within twenty (20)

business days of receipt of an appeal;

- (c) ~~[(The aggrieved party may further appeal to the Housing Board of Review within seven (7) business days of the date of the Chief Inspector's findings in accordance with 24 VSA §5005;]~~
- (~~dc~~) Any person ~~[including the enforcement officer]~~ aggrieved by any decision of the ~~[Housing Board of Review]~~ **Chief Inspector** may appeal a decision by instituting relief in ~~[to]~~ Superior Court~~[-in accordance with 24 V.S.A. §5506]~~ **under V.R.C.P. 74;**
- (~~ed~~) When an owner/tenant appeals an action of the ~~[Division]~~ **Officer**, the inspector shall not be prevented from completing the inspection of the rental unit and issuing any necessary Orders. When an appeal is filed, the Orders issued will be stayed pending resolution of the appeal, unless the Orders issued are to correct life threatening issued which will not be stayed.

Sec. 7-12. Enforcement and Penalties.

- (a) The Chief Inspector and/or his delegates or any certified Vermont Law Enforcement Officer shall be the designated Enforcement Officer. They shall issue, or direct to have issued, Municipal Complaints and pursue enforcement before the Judicial Bureau in accordance with the provisions of 24 VSA §1974a and §1977 with penalties as prescribed below:
 - (1) The ~~[Division]~~ **Officer** shall be required to issue an Order on the ~~[person or party]~~ **property owner** ~~[responsible]~~ for any violations of this Ordinance or the adopted codes. Where the property owner fails to remedy a violation to the satisfaction of the ~~[Division]~~ **Officer**, the ~~[Division]~~ **Officer** may bring appropriate action to enforce the provisions of this Ordinance. Enforcement may be by any means allowed under state law including, but not limited to:
 - (i) First offense. A first offense of this Ordinance shall be punishable by a fine of one hundred fifty dollars (\$150.00); the waiver fine shall be one hundred dollars (\$100.00);
 - (ii) Second and subsequent offenses. Any second offense of the same provision of the bylaws within a twelve month period shall be punishable by a fine of two hundred dollars (\$200.00); the waiver fine shall be one hundred fifty dollars (\$150.00).
 - (2) The ~~[Division]~~ **Officer** may notify the City Attorney who shall bring suit in the name of the municipality to enforce such Order. Such suit may be brought in any court of competent jurisdiction appropriate. The City may seek a temporary injunction or Order in

any such proceedings. The court may award costs of suit including reasonable attorney fees.

- (b) Each day that a violation continues shall constitute a separate offense;
- (c) Where the [Division] **Officer** finds that a violation(s) is to such a degree that a dwelling is declared unsafe, or that significant corrective action has not been taken within the timeframe provided, the [Division] **Officer** may suspend occupancy (“Order”) of a unit(s) and require the relocation of the rental unit’s occupants until such time as the rental units meet the Minimum Housing Standards as outlined in this Ordinance;

Sec. 7-13. Fees.

- (a) The fee for any registration and re-inspection fee shall be designated by the City Council, and upon adoption of the rates, the Council shall publish in the local newspaper the rate change thirty (30) days prior to the effective date of the rate change;
- (b) A rental unit for which a registration form, fee and inspection is required by this Chapter, but has not been paid, shall be in violation of the City’s Minimum Housing Ordinance and subject the following penalties;
 - (1) If the unit has been previously issued a Certificate of Compliance, the landlord shall be subject a penalty of eight percent (8%) delinquency charge and a one percent (1%) additional charge per month until the fee has been paid in full;
 - (2) If a unit has not been previously issued a Certificate of Compliance, the landlord shall be subject to a penalty of eight percent (8%) delinquency charge for the first thirty (30) calendar days and then subject to the penalties as outline in Section 7-12(a)(1) of this Ordinance.

Sec. 7-14. Records.

- (a) Records, including inspection reports, records of complaints or other Orders shall be available for public inspection at the [~~Division or the~~] Planning, Permitting & [Inspection] **Assessing** Services Department **in City Hall** [(PPIS)]
 - (1) Owners and/or designated managing agent shall receive a copy of the inspection report within ten (10) business days of the completion of the inspection. Inspection reports shall be emailed to the designated recipient unless paper copies are requested, or mailed should the recipient not utilize email;
 - (2) To obtain copies of inspection reports, records of complaints or

other Orders, requests must be made in writing to the [Division] **Officer** and the designated records fee paid in full.

ARTICLE IV. REGISTRATION AND INSPECTION PROCEDURES

Sec. 7-15. Registration Requirements.

- (a) The owner of all rental units shall be required to have on file with the [PPHS] **City**, on or before July 1 of each year, an accurate and valid registration/invoice form;
- (b) All fees shall be paid annually and in full to the City of Barre for each rental unit;
- (c) In the event the State of Vermont adopts a comparable program, only one fee will be charged;
- (d) The owner must provide the following information to the [PPHS] **City**.
 - (1) The address of the rental unit;
 - (2) The number of rental units at that address;
 - (3) The name(s), address(es) and phone number(s) of the property owner;
 - (4) The name, address, and phone number of any managing agent;
 - (5) The name(s), address(es), and phone number(s) of any emergency contact(s) for this rental unit; and
 - (6) Any other information deemed appropriate to administer this Program.
- (e) The owner of a rental unit shall have a continuing obligation to notify the [PPHS] **City** of any changes in the information required above during the period between the required annual invoicing;
- (f) Upon purchase or transfer of property containing rental units, the purchaser(s) shall update the [PPHS] **City** file to ensure all information is correct;
- (g) Prior to occupancy of any newly constructed rental unit or conversion of use to a rental unit, the owner shall file the above referenced information in subsection (d) above;
- (h) All fees shall be paid prior to occupancy being granted, and shall be due for the current year;
- (i) All motel and hotel manager units shall be registered with the [PPHS] **City** and pay the appropriate fees annually;
- (j) [~~Extended stay hotel and motel units~~] **Units as defined under the Lodging Section of the Use Table** as defined in the Barre city

[Zoning] **Unified Development** Ordinance that may be occupied during the program year shall be registered with the [PPIS] **City** and pay the appropriate fees annually;

- (k) It shall be a violation of the City's Minimum Housing Standards for the owner of any rental unit within the City to fail to register a rental unit as required by this Ordinance.

Sec. 7-16. Exemptions.

- (a) The following properties shall be exempt from registration, fees and/or inspections:
 - (1) The following are exempt from registration, fees and inspections:
 - (i) A unit that is currently maintained as part of a nursing, rest or convalescent home licensed and inspected by the state;
 - (ii) Owner occupied single family home;
 - (iii) A rental unit that is occupied for less than thirty (30) consecutive days; and
 - (iv) A unit that is occupied less than thirty (30) days by the same tenant(s) in a hotel and motel room.
- (b) The following are exempt from fees, but must still register and be inspected:
 - (1) Owner occupied unit of a multi-family dwelling:
 - (i) Inspection requirements are for fire and life safety requirements only, as adopted by the VT Dept. of Safety.

Sec. 7-17. Invoice Procedures.

- (a) Invoices will be sent to all **duplex**, multi-family occupancies and rented single family homes on an annual basis regardless of current occupancy;
 - (1) Units currently vacant and remaining vacant throughout the current Program year shall receive an invoice to confirm occupancy status.

Sec. 7-18. Inspection Procedures.

- (a) The [Division] **Officer** shall make periodic inspections of rental units within the city unless exempted as indicated above;
- (b) The [Division] **Officer** may enter, examine and survey all rental units within the City that are subject to periodic inspections pursuant to this Ordinance at any reasonable time between the hours of 8 am to 5 pm, or a time that is mutually agreed upon between the owner and the [Division] **Officer**;

- (c) The owner and tenant(s) shall cooperate with the [Division] **Officer** so that such inspections shall be made so as to cause the least inconvenience to the owner(s) or occupant(s) of the rental unit;
- (d) If the [Division] **Officer** has reason to believe that an emergency situation exists tending to create an immediate danger to the health, welfare, or safety of the tenants of a rental unit, or the general public, they may enter, examine and survey the unit at any time;
- (e) The [Division] **Officer** shall notify the owner of a rental unit by either telephone or in writing, of its intent to schedule an inspection;
- (f) Upon receipt of an inspection schedule request, the owner shall contact the [Division] **Officer** to arrange for the inspection;
- (g) Once scheduled, the owner shall provide the tenant(s) with notice of an inspection not less than forty-eight (48) hours prior to the actual inspection being performed, as provided in 9 VSA §4460;
- (h) During the inspection, the owner or designated representative shall be present to provide access to the rental unit(s).

Sec. 7-19. Complaint Procedures.

- (a) It is expressly provided that the public, owners and tenants of any property in the City of Barre may file a complaint to the [Division] **Officer** of violations under this Ordinance and all such complaints shall be treated accordingly;
- (b) In order to initiate a complaint against an owner or tenant, the complainant must first **complete the on-line Complaint Form on the City website, or** complete and sign **a paper copy of the City of Barre Complaint Form; a [-A]** copy of which can be found at ~~the Division or at the PPIS]~~ **City Hall**. Complaints must be signed and dated in order to be investigated;
- (c) The [Division] **Officer** shall investigate each complaint received within seven (7) business days of its receipt to determine if violations exist and to commence corrective actions;
- (d) There shall be a written record of each complaint, the findings of the investigation and the action taken, if any;
- (e) If no action is needed to be taken at the time of inspection, this finding shall be noted on the written record and the complaint will be closed;
- (f) Frivolous complaints shall be a violation of this Ordinance. A frivolous complaint shall be one ~~[which]~~ **where** there is no basis for the complaint outlined within this Ordinance, and this is known to the complainant at the time. **As a violation, frivolous complaints may be subject to Municipal Complaints as outlined in Sec 7-12**

Enforcement and Penalties of this ordinance.**Sec. 7-20. Minimum Standards.**

- (a) No dwelling unit unless exempt as defined in Section 7-16, shall be occupied that does not comply with the minimum standards as follows in this Section;
- (b) A dwelling unit must meet the following: (Ord. No. 2019-07, 09-10-19)
- (1) Unit size. **The minimum size of a dwelling unit must not be less than:**
 - (i) **150 square feet for a studio or efficiency unit (one open living area that includes cooking, living and sleeping quarters, as well as sanitation facilities;**
 - (ii) **220 square feet for a one-bedroom unit; or**
 - (iii) **220 square feet plus an additional 70 square feet for each additional bedroom (290 sf for a two-bedroom, 360 sf for a three-bedroom, etc.)** [A rental unit must have a minimum of 250 square feet.]
 - (2) [Maximum Occupancy] Cooking and Sanitation Facilities. All dwelling units must have safe, functioning **cooking and sanitation facilities in accordance with the following:** (Ord. No. 2019-07, 09-10-19)
 - (i) [For the first tenant, the habitable space required shall be 250 square feet.] **A dwelling unit must contain permanent bathroom facilities consisting at the minimum of a toilet, sink, and shower or bathtub. The toilet and shower or bathtub must be within a room or enclosure that is fully separated from other living spaces by walls and one or more doors;**
 - (ii) [For each additional tenant, the habitable space required shall be an additional 200 square feet, not including infants under the age of two (2).] **A dwelling unit must contain permanent kitchen facilities. A kitchen must be a room or portion of a room in which there is a sink, refrigerator, and one or more appliances for heating food.**
 - (3) Existing rental units with existing tenants, as of January 1, 2004, shall be exempt from the standards in (1) or (2) above until there is a change in tenants.
- (c) Minimum Housing Standards
- (1) The most recent edition of the Federal Housing Quality Stan-

dards shall be adopted as the Minimum Housing Standard for the City of Barre with the following exceptions;

- (i) The complete section of (n), Smoke Detectors Performance Requirement, shall be replaced with: *“Photoelectric smoke detectors shall be required on each habitable level of an existing or new dwelling unit, including the basement. They will be hard-wired 120 volt with battery backup per NFPA 72 2-21. Smoke detectors that are installed new or installed to replace expired detectors shall be in compliance with Vermont State Fire Code.”*
 - (ii) Section e.2, Thermal Environment Acceptability Requirements, shall be amended by adding the following: *“(iii) An adequate heating appliance must be provided during the heating season which includes all months except June, July and August.”*
 - (iii) That the section f.2.i, Illumination and Electricity, Acceptability Criteria which reads: “There must be at least one window in the living room and in each sleeping room” be amended to read: *“There must be at least one window in each sleeping area. Living rooms that are not used for sleeping areas shall not be required to have a window. All means of egress must be approved by the [Division] **Officer.**”*
 - (iv) That the following additional standard be added to the federal requirements: *“(m) An annually inspected fire extinguisher is required in all rental units. Extinguishers must be properly mounted and in close proximity to the primary exit per NFPA 1.”*
- (2) Any successor federal standards shall be reviewed and approved by the Barre City Council;
 - (3) The U.S. Department of Housing and Urban Development form for housing inspection (Form HUD-52580-A (9/00)) shall be utilized as a guideline **reference** for the [Division’s] **Officer’s** Housing Inspection Form.
- (d) Fire Protection System
- (1) All required fire protection systems and equipment including fire alarms, fire suppression systems, standpipe systems and fire extinguishers shall be maintained in proper operating condition at all times. Owners are responsible for the installation of these fire protection systems and equipment, and the completion of annual inspections by Technically Qualified Persons (TQP) as determined by the VT Dept. of Fire Safety; and

- (2) Tenants shall be responsible to notify the owner of any equipment system deficiencies or failures.
- (e) Smoke Detectors
- (1) Smoke detector(s) shall be installed adjacent to sleeping areas. Per Vermont State Fire Code, by November 1, 2015, smoke detector(s) shall be installed inside of all sleeping areas;
 - (2) Owners are responsible for the installation of the smoke detectors, the replacement of batteries, and the replacement of broken or damaged smoke detectors. Owners are also responsible for conducting annual documented testing to ensure the detectors are both present and operational. Smoke detectors must be U.L. listed or otherwise approved by a recognized testing agency;
 - (3) The requirements for monthly testing in accordance with NFPA 720 shall also apply and may be accomplished by the owner or tenant;
 - (4) Smoke detectors found disabled during an inspection shall constitute a violation of this Ordinance and the responsible party will be subject to the penalties outlined in Section 7-12;
 - (5) The responsible party shall be the tenant unless it can be proven that the owner knowingly disabled a smoke detector and failed to replace it within a 24-hour period.
- (f) Carbon Monoxide (CO) Detectors
- (1) CO detector(s) shall be installed in dwelling units in accordance with the Vermont Fire and Building Safety Code 2012. CO detector(s) shall be installed outside of each sleeping area in the immediate vicinity of the bedrooms;
 - (2) Any bedroom that contains a fuel-burning appliance shall be required to have additional CO detection inside the sleeping area;
 - (3) Owners are responsible for the installation of the CO detectors, the replacement of batteries, and the replacement of broken or damaged CO detectors. Owners are also responsible for conducting annual documented testing to ensure the CO detectors are both present and operational. CO detectors must be U.L. listed or otherwise approved by a recognized testing agency;
 - (4) The requirements for monthly testing in accordance with NFPA 720 shall also apply and may be accomplished by the owner or tenant;

- (5) CO detectors found disabled during an inspection shall constitute a violation of this Ordinance and the responsible party will be subject to the penalties outlined in Section 7-12;
 - (6) The responsible party shall be the tenant unless it can be proven that the owner knowingly disabled a smoke detector and failed to replace it within a 24-hour period.
- (g) Interpretation and Relationship to Other Fire Protection and Life Safety Code Requirements
- (1) The requirements set out in subsections (b) – (f) are minimum requirements for existing rental units regardless of age, years in service or type of dwelling. More stringent standards may take effect where the dwelling use is altered as in the case of dormitory or rooming house uses or where substantial renovations, remodeling or new construction requires the application of specific additional standards for that type of use or construction. Conformance with the requirements of this section does not in any way limit the application of additional requirements where applicable.
- (h) General Conditions
- (1) Every supplied appliance, plumbing fixture, heating device or system, or utility which is required under this Ordinance, and every chimney and smoke pipe shall be so constructed and installed so that it will function safely and effectively and shall be kept in sound working condition.
- (i) Sanitation
- (1) Every tenant of a rental unit shall dispose of all rubbish, ashes, garbage and other organic waste in a clean and sanitary manner by placing it in the provided, approved storage or disposal facilities;
 - (2) Every owner of a rental unit or units shall provide common storage or disposal facilities for garbage, rubbish and recyclables. Said common facilities shall be properly sized to eliminate overloading and improper disposal and properly covered and isolated from the general environment so as not to be a public nuisance or hazard, and properly maintained. The owner shall be further responsible for placing out for collection all common garbage and rubbish containers and for providing for collection of refuse on a not less than weekly basis, and in accordance with the Barre City Trash Ordinance.
- (j) Premises to be Kept Clean and Sanitary
- (1) Every tenant of a rental unit shall maintain, in a clean and

sanitary condition, that part of the rental unit and yard which he/she occupies and controls and shall be responsible for the reasonable care and cleanliness of supplied facilities including plumbing and cooking equipment;

- (2) Every owner or his/her agent of a rental unit or units shall maintain the shared or public areas of the rental unit or units or yard in a clean and sanitary condition.

(k) **Transfer of Responsibility**

- (1) No rental agreement shall relieve either the owner or tenant of their direct responsibility under this Ordinance.

(I) Responsibility of Owners of Vacant Buildings

(1) Should any building with dwelling units become vacant, all requirements under Chapter 23 Vacant Buildings must be adhered to.

Sec. 7-21. Certificate of Compliance.

- (a) It shall be a violation of the Minimum Housing Standards for the owner of a dwelling unit that is subject to inspection pursuant to this Ordinance to rent, offer for rent, or allow any person(s) to occupy any rental unit without a Certificate of Compliance;
- (b) Upon completion of the inspection of a rental unit, if the unit is found to be compliant, the ~~[Division]~~ **Officer** shall issue a Certificate of Compliance which shall expire four (4) years from the date of issuance;
- (c) If, upon completion of the initial inspection, the rental unit was found not to be in compliance with one (1) or more of the standards within this Ordinance, an Order(s) will be issued to bring the rental unit into compliance;
- (d) The Certificate of Compliance shall be withheld until all violations have been rectified;
- (e) Nothing in this section shall preclude the inspection of said rental units more frequently than the term of the Certificate of Compliance, based upon written and signed complaints received;
- (f) A Certificate of Compliance may be revoked if a subsequent inspection finds that any rental unit is no longer in compliance with the provisions of the Minimum Housing Standards;
- ~~[(g) All recipients of a Certificates of Compliance shall be issued a Compliance Approval sticker to be displayed in an approved location either in the rental unit, or in the public access area to the rental unit.];~~

([h]g) Upon the request of an existing or prospective tenant, the owner or the owner's agent shall produce the Certificate of Compliance.

ARTICLE V. SPECIAL PROVISIONS

Sec. 7-22. Relocation Service.

- (a) In the event that any person(s) is displaced from a rental unit by enforcement of this chapter, **unless it is reasonably determined by the enforcing agency that the tenant is responsible for the circumstance(s) that led to the order for relation, the owner** [~~the party determined to have caused the unsafe condition~~] shall be responsible for paying the cost of relocation of the displaced person(s) [~~at the most economical local facility available as approved by the Division, for up to twenty nine (29) days~~] **for the duration of the repairs.**

ADOPTION HISTORY

First Reading at regular City Council meeting held on Tuesday, August 27, 2019.

Second Reading and Public Hearing set by Council for Tuesday, September 10, 2019.

Proposed language printed in Times Argus newspaper on August 31, 2019.

Second Reading and Public Hearing held on Tuesday, September 10, 2019.

Adopted at regular City Council meeting held on September 10, 2019 and entered in the minutes of that meeting which are approved on September 17, 2019.

Posted in public places on September 11, 2019.

Notice of adoption published in the Times-Argus newspaper on September 14, 2019.

Effective September 28, 2019.

Dated this _____ day of _____, 2019.

Carolyn S. Dawes

City Clerk/Treasurer

City of Barre
CHAPTER 16 - TAXICABS
#2020-01

The City Council of the City of Barre, Vermont will hold a second reading and public hearing on Tuesday, June 16, 2020 at 7:15 P.M. in the City Council Chambers to discuss the following revision to the Code of Ordinances, Chapter 16 – Taxicabs, as follows:

The City Council of the City of Barre hereby ordains that the Code of Ordinances of the City of Barre, Vermont is hereby amended by revising Chapter 16 – Taxicabs, to read as follows:

Note: **Bold/Underline indicates additions**

[Brackets/Strikeout indicates deletions]

Chapter 16 – [~~TAXICABS*~~] VEHICLES FOR HIRE

Sec. 16-1. Definitions.

In this chapter, unless otherwise provided, the following shall have the meaning indicated:

Cab means a taxicab as herein defined.

Driver means the driver of a taxicab.

Operator means a person operating a taxicab service which receives and discharges passengers for hire, with or without baggage, in the city, and the operator of a jitney service as defined by general law. The term shall not apply to a person whose service is wholly within the jurisdiction of the state public service commission or the interstate commerce commission.

Taxicab means any motor vehicle used by an operator in providing taxicab service, excluding vehicles which are subject to regulation by the state public service board or the interstate commerce commission, except when such vehicles are engaged in rendering services not regulated by the board of commission.

Courtesy Vehicle. courtesy vehicle is a motor vehicle that carries persons between the airport and off-airport businesses such as valet parking lots, hotels, motels, and rental car companies, which the passengers pay no direct charge, or car dealer courtesy vehicles. These are not vehicles for hire.

Transportation Network Company (TNC). Transportation Network Company or TNC is a Vehicle For Hire business that uses a digital network or software application service to connect passengers to Transportation Network Services provided by Transportation Network Company Drivers The vehicle used to provide Transportation

Network Company Services are Vehicles For Hire for purpose of this chapter.

Transportation Network Company (TNC) Driver, An individual who (a) receives connections to potential passengers and related services from a TNC in exchange for payment of a fee to the TNC and (b) operates a motor vehicle that is owned, leased or otherwise authorized for use by the individual and used to provide TNC Services. A TNC shall not be deemed to control, direct or manage the personal vehicle or the TNC Driver that connect to the TNC's digital network except where agreed to by written contract.

Transportation Network Company (TNC) Services. Transportation Network Company (TNC) Services is transportation of a passenger or passengers between points chosen by the passenger and prearranged with a TNC Driver through the use of a TNC digital network or software application. TNC Services shall begin when a TNC Driver accepts a request for transportation received through the TNC's digital network or software application service, continue while the TNC Driver transports the passenger in the TNC Driver's vehicle, and end when the passenger exits the TNC Drivers vehicle.

Vehicle For Hire, a vehicle for hire is a passenger vehicle transporting passengers for compensation of any kind, vehicles for hire include taxicabs, TNC vehicles, limousines, jitneys, car services, contract vehicles, shuttle vans, and such vehicles transporting passengers for compensation of any kind, except:

- (1) **Those which an employer uses to transport employees;**
- (2) **Those which are used primarily to transport elderly, special needs and handicapped persons for whom special transportation programs are designed and funded by state, federal, or local authority or otherwise exempted**
- (3) **Buses, trolleys, or other similar mass transit vehicles; or**
- (4) **Courtesy vehicles for which the passenger pays no direct charge, such as hotel or car dealer shuttle vans**

Vehicle For Hire Company, Vehicle for hire company is any business entity that owns, operates, controls, dispatches, or otherwise deals with Vehicles For Hire, including a TNC.

Sec. 16-2. License required; fee; limitations.

Every Vehicle For Hire operation in the City, whether an individual, corporation, d/b/a, limited liability corporation, partnership, or other legal entity, shall obtain a vehicle for hire business license from the City Clerk. There shall be an annual application fee for each license, as set out in schedule, which shall be determined and

approved by City Council and posted with the administration office. TNC Drivers and drivers who do not own their own Vehicles for Hire business do not require a business license.

(a) It shall be unlawful to be an operator of a [taxicab] **vehicle for hire** service in the city without first having procured a [taxicab] **vehicle for hire** operator's license in accordance with the applicable provisions of this chapter.

(b) Before a [taxicab] **vehicle for hire** operator's business license is issued, the application therefor shall be referred to the chief of police for investigation **and approval.**

(c) A person shall not be eligible for a [taxicab] **vehicle for hire** operator's license, if [he] **they** or any stockholder thereof, has been convicted, within the previous five (5) years of a felony, or has been convicted of three (3) moving motor vehicle violations within the past five (5) years. The applicant shall also satisfy the chief of police that the vehicle or vehicles to be used in providing [taxicab] **vehicle for hire** service are in good mechanical condition, are suitable for the purpose of transporting passengers, and in all respects comply with the requirement of the state law.

(d) There will be annual license fees to be paid by the operator for the first [cab] **vehicle for hire** operated and for each additional [cab] **vehicle for hire** operated. The fees for the license shall be designated by the city council and upon adoption of the rates the council shall publish [~~in the local newspaper~~] the rate changes thirty (30) days prior to the effective date of the rate changes. (Ord. No. 1983-1, 1-13-83, Ord. No. 1989-4, 6-6-89, Ord. No. 1993-6, 1-2-94, Ord. No. 2005-1, 8/18/05)

Sec. 16-3. Driver's license required; limitation.

(a) It shall be unlawful for a person to drive a [taxicab] **vehicle for hire**, while carrying passengers for hire, unless [he has] **they have** a [taxicab] **vehicle for hire** driver's license procured **from the City of Barre, and the vehicle is also licensed.**

(b) Before a [taxicab] **vehicle for hire** driver's license is issued, the application therefor shall be referred to the chief of police for investigation **and approved.**

(c) A [taxicab] **vehicle for hire** driver's license shall not be issued to a person who while driving a motor vehicle has been involved in an accident or collision which occurred through [his] **their** fault or negligence, which resulted in **property damage of more than one thousand dollars (\$1,000).** [∴]

[(1)Property damage of more than one thousand dollars (\$1,000) or]

[(2)Personal injury requiring more than (2) days hospitalization for

any person involved in the accident or collision, during the three (3) years immediately preceding his application for a taxicab driver's license.]

(d) Additional requirements for lawful operation of a vehicle for hire in the City of Barre

(1) Be twenty-one (21) years of age or older; and

(2) Hold a valid operator's license, including any necessary endorsement; and

(3) Have at least one (1.) year of driving experience; and not have ever been convicted of homicide, manslaughter, kidnapping, or sexual assault, or is required by a governmental entity to register as a sex offender in any jurisdiction and not have been convicted of any of the following offenses in any jurisdiction in the past seven (7) years:

(a) Operating a motor vehicle while under the influence of either drugs or alcohol •

(b) Refusing to submit to an evidentiary alcohol or drug test for operating under the influence•

(c) Any felony involving the sale or possession of controlled substances or narcotics

(d) Any offense involving threats, physical violence, or the use of a weapon:

(e) Any felony involving theft, fraud, or dishonesty:

(f) Any felony involving reckless driving, negligent operation, or leaving the scene of an accident

(g) Not have been convicted of more than three (3) moving motor vehicle violations within the past three (3) years or convicted of driving on a suspended or revoked driver's license within the last three (3) years in any jurisdiction: and

(h) Not have any pending unresolved criminal charges which if convicted would disqualify the Driver.

(i) Is not at the time of the application subject to an active abuse prevention order or its equivalent in any jurisdiction.

(j) Has not had a Vehicle for Hire license or its equivalent revoked for safety-related reasons by the City or any other jurisdiction within the previous three (3) years;

~~[(d) (1) Taxicab driver's license shall not be issued to a person who, within the two (2) years prior to the making of said application, has been convicted of a felony, driving while under the influence of alcohol or drugs, has received three motor vehicle violations, a breach of the peace for destruction of property, assaulting, beating, or striking another person, has been, two (2) or more times in the two (2) years preceding the making of the application, convicted of intoxication or whose character is not good.~~

~~(2) A taxicab driver's license shall not be renewed if the applicant for renewal has been, during the preceding license period, convicted of a felony, driving while under the influence of alcohol and/or drugs, a breach of the peace for destruction of property, assaulting, beating or striking another person, and upon being convicted of a felony, driving while under the influence of alcohol and/or drugs, or breach of peace for the destruction of property, assaulting, beating, or striking another person, said license shall be automatically suspended and shall not be reinstated or renewed except upon application for the same, and upon such application, the other applicable provisions of this ordinance shall apply, if said driver shall be convicted of intoxication during the license period, his license shall be automatically suspended for a period of thirty (30) days, and upon the expiration thereof be automatically reinstated, upon said person's second conviction of intoxication within any one license period, his said license shall automatically be suspended and shall not be reinstated or renewed except upon such application, for the same and upon such application the other applicable provision of this ordinance shall apply.~~

~~(e) Before a license is issued the applicant must demonstrate to the chief of police that he is competent to operate taxicabs which he proposes to drive, and that he is familiar with the traffic laws and provisions of this Code.~~

~~(f) The fee for a taxicab driver's license shall be designed by the city council and upon adoption of the rates the council shall publish in the local newspaper the rate changes thirty (30) days prior to the effective date of the rate changes. (Ord. No. 2005-1, 8/18/05)~~

~~(g) Other provisions of the Code notwithstanding, the clerk shall, on the recommendation of the manager or chief of police issue a temporary taxicab driver's license, which shall expire at the end of the next regular meeting of the council. The fee for a temporary taxicab driver's license shall be designated by the city council and upon adoption of the rates the council shall publish in the local newspaper the rate changes thirty (30) days prior to the effective date of the rate changes. Not more than one~~

temporary license shall be issued to the same person in any one calendar year. (Ord. No. 1983-1, 1-13-83; Ord. No. 1983-5, 4-13-83, Ord. No. 1989-4, 6-6-89, Ord. No. 2005-1, 8/18/05)]

Sec. 16-4. Suspension and revocation.

Upon [~~conviction~~] **finding of probable cause by a judge** or any offense/**violations contained in (2) and (3) of the above section** a [~~taxi-cab~~] **vehicle for hire** driver's license may be suspended by the council. If the offense is a violation of a **minor** traffic law or ordinance, the [~~taxi-cab~~] **vehicle for hire** driver's license may be suspended for not more than five (5) days for a first offense, and not more than twenty (20) days for any subsequent offense. In cases of [~~conviction~~] **a charge involving** [~~for~~] a felony **or crime against a person**, the [~~taxi-cab~~] **vehicle for hire** driver's license [~~shall~~] **may** be revoked.

Sec. 16-5. Duties of drivers.

(a) It shall be the duty of a [~~taxi-cab~~] **vehicle for hire** driver to obey traffic laws and ordinances

(b) It shall be the duty of a [~~taxi-cab~~] **vehicle for hire** driver to accept as a passenger any person who seeks to use the [~~taxi-cab~~] **vehicle for hire** service, provided the person is not intoxicated and conducts [~~himself~~] **themselves** in an orderly manner. No person shall be admitted to a [~~cab~~] **vehicle for hire** occupied by a passenger unless the passenger consents.

(c) It shall be the duty of the driver to have an official Barre City Vehicle for Hire designation displayed in their window at all times.

Sec. 16-6. Inspections.

Every vehicle used in [~~taxi-cab~~] **vehicle for hire** service in the city shall be inspected **annually** by an authorized motor vehicle inspection station, approved by the state department of motor vehicles. A [~~taxi-cab~~] **vehicle for hire** shall not be operated unless the station certifies that the [~~cab~~] **vehicle for hire** meets the requirements of state law and regulations. (Ord. 1993 -6, 1/2/94)

Sec. 16-7. Reserved.

Editor's note- Pursuant to Ord. No. 1983-1, adopted Jan. 13, 1983, Sec. 16-7, relative to package delivery service, has been deleted.

Sec. 16-8. Designation of [~~cab~~] vehicle for hire stands.

Other provisions of this Code notwithstanding, the council may from time to time, by resolution, designate portions of streets or parking lots as [~~cab~~] **vehicle for hire** stands, to be used only by [~~cabs~~] **vehicles for hire** in providing [~~taxi-cab~~] **vehicle for hire** service. It shall be unlawful for a person to occupy or park a vehicle, other than a [~~taxi-cab~~] **vehicle for hire** in a [~~cab~~] **vehicle for hire** stand.

Sec. 16-9. Reserved

Editor's note - Pursuant to Ord. No. 1983-1, adopted Jan. 13, 1983, Sec. 16-9 relative to fares, has been deleted. Formerly said section did not carry a history note, but was amended by Ord. No. 1977-1, adopted Feb. 12, 1977.

Sec. 16-10. [~~Violation; Penalty~~] Minimum Insurance Coverage,

- (α) Each TNC Licensee shall, for each vehicle operation under its License, maintain primary automobile liability coverage of at least One Million Dollars (\$1,000,000) of liability coverage for bodily injury and property damage arising from the operation of a vehicle for hire.
 - (1) This coverage shall be applicable once a vehicle for hire accepts a ride request through the company's digital platform, website, telephone, or any other method of communication and shall continue until the last requesting passenger departs the vehicle.
- (β) Each TNC Licensee must also maintain contingent liability coverage of at least fifty thousand dollars (\$50,000) per person and at least one hundred thousand dollars (\$100,000) per accident, and at least twenty five thousand dollars (\$25,000) for property damage per accident during the time that a TNC Driver is logged into a company's digital network and available to receive requests for transportation service but has not accepted a ride request from a passenger.
 - (i) The coverage required under this section (b) shall be maintained by a TNC and provide coverage in the event a TNC Driver's own automobile liability policy excludes coverages according to its policy terms or does not provide coverage of at least the limits required in this subsection.
- (c) In every instance where insurance maintained by a TNC Driver to fulfill the insurance requirements of this section has lapsed, failed to provide the required coverage, denied a claim for the required coverage or otherwise ceased to exist, insurance maintained by the TNC shall provide the coverage required by this Section beginning with the first dollar of a claim.
- (d) Each other Licensee shall for each vehicle operating under its License, maintain commercial liability insurance coverage of at least Five Hundred Thousand Dollars (\$500,000) for bodily injury and property damage arising from the operation of a vehicle for hire.
- (e) Insurance required under this section must be placed with an

insurer authorized to do business in the state of Vermont or with a surplus lines insurer eligible.

(f) Each Licensee is under a continuing obligation to maintain valid insurance coverage of at least the minimums required by this section at all times. Failure to maintain insurance as required by this section shall be grounds for suspension or revocation of a license.

Sec 16-11 Records

(α) All Licensees shall maintain:

- (1) Individual trip records for at least two (2) years from the date each trip was provided;
- (2) Driver records, including background checks, for at least two (2) years after the last date a driver's relationship with the licensee has ended;
- (3) Proof that each vehicle for hire operating under the licensee passed an inspection in accordance with this chapter for a period of at least two (2) years after the vehicle was last driven in service for the licensee;

(b) Records may be maintained electronically;

Sec. 16-12 Reporting and Audits

(a) For the purpose of ensuring public safety and verifying that the vehicle for hire company is in compliance with the requirements of this Chapter, the Chief of Police or their designee shall have the right to request, visually inspect, and audit records, no more than semi-annually of the driver and vehicle for hire records of the Business Licensees then transfer records to City Clerk if needed. The purpose of the record request, inspection and audit is to verify that the Licensee is in compliance with the driver and vehicle standards and insurance requirements of this chapter. The terms of the record request, inspection and audit procedure shall be established by a memorandum of understanding between the City and the Licensee and approved by the City Council, records provided must show;

- (1) Proof that the vehicle(s) meet the standard of this Chapter, and
- (2) Proof of adequate insurance coverage for each driver and vehicle as required by this chapter.

(b) The City Clerk or their designee may conduct an audit on a more frequent basis if it has reasonable basis to suspect that a business licensee is not in compliance with the requirements of the chap-

ter. If the city receives a complaint against any driver or licensee, the driver and/or licensee shall cooperate with the city in investigating the complaint, including by producing any records held by the licensee that the city deems necessary to investigate and resolve the complaint.

Sec. 16-~~10~~ 13 Violation; penalty.

~~[An operator who violates any provision of this chapter shall be guilty of a misdemeanor and upon conviction thereof shall be fined not more than one hundred dollars (\$100.00) for each such violation. Each day in which any such violation shall continue shall be deemed a separate offense.]~~

- (a) **For any violation of this Chapter, City Council, after notice and hearing, may impose any of the following penalties;**
- (1) **The City Council may place legal conditions on a license that it deems necessary to ensure adherence to the requirements of this chapter and ensure the public's safety and welfare.**
 - (2) **In addition to, or instead of suspension of a license, the City Council may impose a fine of up to eight hundred dollars (\$800) per day for each knowing violation of this chapter.**
 - (3) **In addition to any fines or conditions, the City Council may impose a suspension of up to ninety (90) days for violation of this chapter.**
 - (4) **Where there is sufficient evidence that continued licensing would undermine the vehicle for hire industry and/or would pose serious risk to public safety and welfare, the City Council may revoke a license. A licensee may not apply for a new license for a minimum period of two (2) years from the date of revocation.**
 - (5) **The Board or police may remove or impound any unauthorized vehicle for hire, including one being operated that has been ordered out of service, or any vehicle being operated by any unauthorized person. A vehicle impounded in accordance with this subsection shall be done so in accordance with due process of law and then removed to a designated facility as determined by the Chief of Police and a fine of up to eight hundred dollars (\$800), as determined by City Council, shall be due from the registered owner of the vehicle.**

(b) The City may take any appropriate action to enjoin or abate any violation of this chapter. In addition to the penalties set forth herein, the city shall recover its costs of enforcement, including reasonable attorney's fees and costs associated with enjoining or abating said violation(s).

ADOPTION HISTORY

- First Reading at regular City Council meeting held on Tuesday, May 19, 2020. Second Reading and Public Hearing set by Council for Tuesday, June 16, 2020.
- Summary of proposed language printed in Times Argus newspaper on Saturday, June 6, 2020.
- Second Reading and Public Hearing held on Tuesday, June 16, 2020. Adopted at regular City Council meeting held on Tuesday, June 16, 2020 and entered in the minutes of that meeting which are approved on June 23, 2020.
- Posted in public places on June 17, 2020.
- Notice of adoption published in the Times-Argus newspaper on June 20, 2020.
- Effective July 4, 2020.

Dated this 17th day of June, 2020.

Carolyn S. Dawes

City Clerk/Treasurer

AMERICANS WITH DISABILITIES (ADA) COMMITTEE**2020 Annual Report**

The Barre City ADA Committee has been working diligently on access around Barre for all the citizens of Barre not just those with disabilities. We want to ensure that Barre City municipalities are accessible to everyone not just people with disabilities. As we know, the population of Barre varies and if one door to Barre is accessible then it allows everyone in. Keep in mind that the Barre ADA committee does not look at businesses but only municipal buildings and projects. On the rare occasion a business may ask our advice on accessibility.

The Committee is made up largely (90%) of people with various disabilities, from some of the housing units and all are residents of Barre City. We have been meeting quarterly this year because of the low membership. The City would like to take a moment and thank them for their time and effort put into the committee. We are eager to have more membership to this committee.

Members include:

Bern Rose
Hillary Cole
Ericka Reil
Jeff Bergeron
Deena Estivill
Janell Perry

This year even with the drawbacks of Covid, we have drawn up guidelines for accessibility of social media and the city's website. Both of which we hope to put in place this coming year. We have also had steady work on the cities transition plan. We have also gained one new member since Covid has started.

The ADA committee has been keeping up with issues of accessibility of Barre, making sure that the city knew where there were problem areas for pedestrians on their sidewalks. The committee did not find that people had any complaints this year about compliance but would like to hear from the public about ways to improve accessibility. If you have a complaint you may access the complaint form on the Barre City web page. If you would like to join the committee please contact Ericka Reil at 802-224-1816.

CIVIC CENTER COMMITTEE

2020 Annual Report

Less than one-quarter mile from Main Street in downtown, historic Barre a group of buildings comprising the Civic Center Complex sits on a hilltop. Taken together, they are a major community resource and economic engine for Barre. These buildings – the BOR, Alumni Hall, and the legendary AUD – attract thousands of people from around the state and region.

In the early part of 2020, the Civic Center Committee and key Barre staff members put forward several new approaches that were intended to attract more use of the facilities, including incentives to rent the facilities mid-week and during the warm weather months. During the first months of 2020, the Civic Center Complex was a hub for community activities, including: the annual Gun Show; a Central Vermont Regional Planning Commission reporting seminar; Zen Archery Group sessions; hockey and figure skating; free open gym activities; training sessions for Vermont Rural Development and the Barre Fire Department; a Bridal Expo; and other undertakings.

But, the best-laid plans often go awry. On April 19, 2020, all City buildings were closed to the public until further notice, due to the concerns about the pandemic. Very quickly, the once active facilities fell idle, including the abrupt cancellation of the annual VPA state basketball tournaments.

Barre staff members and others quickly pivoted to provide invaluable services at the Civic Center Complex. Because the AUD is a named regional resource for certain public emergencies, the Vermont National Guard set up the space as one of the state's "mass-medical surge sites." Additionally, the Complex was used on a regular basis for COVID-19 testing by the Vermont Health Department and, once restrictions lessened, as a site for Red Cross blood draws; food distribution via the Vermont Food Bank; and flu shots by the Central Vermont Home Health and Hospice.

During this period of time, staff and others worked quietly and behind the scenes on key projects to improve the functionality of the Civic Center Complex. These strategic projects include: replacement of the boiler in Alumni Hall; renovation of the restroom located on the second floor of Alumni Hall; the addition of safety hand rail extensions on the steps of the AUD; and the reuse of chairs removed from the Barre Opera House to replace old, worn out balcony chairs at the AUD.

With the lower rates of COVID-19 in Vermont during the fall season, the Civic Center Complex experienced a short-term increase in the use of various spaces. Scheduling began in earnest for a potentially strong hockey and figure skating season in the BOR and for in-person gatherings at the AUD and Alumni Hall. One major event during this period of time was Election Day held at the AUD on November 3, 2020, when extensive public health safety protocols were put into place for community members. In mid-November, public health safety concerns increased in our community and around the state. This had an enormous effect on near-term plans for the Civic Center Complex.

Many small cities and towns around Vermont would be thrilled to have resources like the Civic Center Complex. People from around the region visit Barre for their first time via a multi-day conference or expo, a sporting event, or other community activities. The Civic Center Complex, just a few steps from Main Street, is an important economic driver that will assuredly enhance the prosperity and community bonds in Barre.

We look forward to continuing to provide an outstanding community space for meetings, conferences, training events, expos, and athletic and recreational activities. We extend our thanks to businesses and community members for their long-time financial support of this outstanding community resource.

In addition, thank you to the Barre City staff and to the volunteer Civic Center Committee members for their service.

Jeff Bergeron, Director of Buildings and Community Services
Stephanie Quaranta, Assistant Director of BCS – Recreation
Jim McWilliam, Marketing Agent (802) 477-5055/(802) 734-1499

Respectfully submitted,

Sue Higby
Chair
Civic Center Committee

Other Members of the Civic Center Committee are:

Charlie Atwood; Richard Dente; Arthur Dessureau; Brent Gagne
Brad Ormsby; Jon Valsangiacomo

The Civic Center Committee is an advisory committee; it meets the second Tuesday of the month at 8AM and works with the City and staff to provide advice on the upkeep of the facility, marketing, and other strategic planning efforts.

COW PASTURE COMMITTEE

2020 Annual Report

The Cow Pasture Committee was established in 2013 for the dedicated purpose of guiding management of the Cow Pasture property. The Committee is a volunteer-run community group that operates under administrative oversight of the City of Barre.

The Barre City Cow Pasture is a 67-acre municipally owned property zoned by the City of Barre as a Conservation District. The property has an extensive network of trails through open meadows and woodland. In addition to the trails on City owned property, the Cow Pasture trails lead to privately owned undeveloped space, giving the impression that the City owned space is larger than it actually is. The primary access to the City owned trail system is at the end of Maplewood Avenue.

The Committee's primary focus in fiscal year 2019-2020 (July 2019 through June 2020) was implementing management goals and objectives outlined in the Management Plan for the Barre City Cow Pasture (Brodsky Emily; March 4, 2017). The Barre City Council approved the Plan in 2017. The document articulates the management goals and objectives in terms of:

- Property's Usage Policies
- Management of Trails and Infrastructure
- Non-Native Invasive Species Management
- Sustainable Forest Management
- Water Resources Management
- Public Outreach, Education and Volunteer Activities
- Community Resources and Partnership Opportunities
- Future Acquisition Opportunities/Adjacent Lands
- Committee Member Roles
- City of Barre Roles and Responsibilities
- Procedures

Appendices include detailed maps of trails, non-native species locations, forest stands, water resources, and management priorities. The Plan is available on the Barre City's Web site: <https://www.barrecity.org/cow-pasture-stewardship-committee>

Committee activities between July 2019- June 2020 include:

- Educational outreach – Posted warning signs to trail users regarding hunting activities on adjoining Barre Town properties and posted Vermont Department of Health Tick warning signs.
- A Committee Member created a Social Media page for the Cow Pasture with the intent of publicizing events and educational outreach. As of June-2020 the page had over 300 followers.
- Coordinated with Central Vermont Career Center, Exploratory Tech Class Instructor Ted Fecteau and students to install three bluebird houses the students built. The bluebird boxes were installed in November 2019 and were strategically located in the restored meadow.
- A Committee Member initiated a Cow Pasture Logo contest that helped promote awareness of the Pasture and involve community members. The contest solicited 7 entries from the public. The selected Logo will be used in Committee correspondence, brochures and to advertise Committee sponsored events.
- A Committee Member planted native milkweed in an attempt to establish this important pollinator species.
- A sub-Committee investigated land conservation priorities and presented a priority recommendation to the committee.
- In December of 2019 the Committee presented to the City Council on past year activities. The Committee submitted a letter to the Mayor and Barre City Council Members in support of the preservation and expansion of the City's open space network and the preservation of 'paper' streets that connect City residents to pedestrian and bicycle transportation routes throughout the City.
- In July of 2019 a Vermont Youth Conservation Corp (VYCC) crew performed trail maintenance work that included adding additional waterbars and repair of the stream crossing trail and gate at the north end of the property. The VYCC crew also assisted in removal of invasive woody plants.
- The Committee continues to coordinate with the City Manager -Steve Mackenzie, former Committee member-Ken Benton, and Public Works Director- Bill Ahearn to brush-hog approximately 16 acres of semi-open meadow. The area is being managed as open meadow. The area is to be brush-hogged every 2-3 years after the month of August. The area was brush-hogged in the Fall of 2018 and is will require brush hogging in the Fall of 2021.
- The Committee coordinated with the SnoBees, the local VAST snowmobile Club, to obtain a signed 2019-2020 agreement for the grooming, management and use of the VAST connector trail that passes through the Pasture property. The connector trail is utilized by walkers and snow-

mobilers.

- On Green-up Day, for the 4th consecutive year, Committee members removed non-native invasive species identified in the Management Plan as a priority, with a focus on Burning Bush and Oriental Bittersweet. Large pine trees overshadowing meadow plants were cut and removed from the meadow restoration area.
- A Sub-Committee revisited the Cow Pasture Management Plan property usage policy as it relates to dog-walking. A K9 Code of Conduct was created and posted on the kiosk. The dog walking policy was updated to include language to ensure all visitors enjoy their time in the Cow Pasture. A committee member coordinated with the Barre City Police Department to adopt a method of reporting incidents to the police Department. An existing 'Incident Report' Form will be used. The revised Policy, K9 Code of Conduct, and a link to the incident report have been posted on the Cow Pasture Committee's City Webpage.
- A committee member replaced the broken plexiglass on the kiosk and reinstalled the trail map at the Perrin property border.
- Coordinated with 'Friends' of the Cow Pasture committee. City residents continue to volunteer to mow designated paths and the Maplewood Avenue entrance.

**Note: Due to COVID19 restrictions several Community Events normally hosted by the Committee that include Green-up Day activities, Nature Walks and a Winter-Fest were not scheduled.*

The Committee would like to thank local volunteers that assisted with property maintenance, the Barre City Council and Barre City staff for their continued support of the Cow Pasture – which is a unique and wonderful resource for all.

Committee Members - September 2020:

Chris Russo-Fraysier (Chair), Mike Perrigo (Co-Chair), Timothy Rappczynski, Fab Pattison, Carl Hilton VanOsdall and Jim Deshler.

Meeting Schedule:

Meetings are scheduled for the third Thursday of every other month (January, March, May, July, September, November) at 5:30 p.m. at City Hall. Alternative meeting arrangements may be necessary and will be noted in Meeting Agendas.

DEVELOPMENT REVIEW BOARD**2020 Annual Report**

The Development Review Board (DRB) consists of 9 members from the community – 2 from each Ward, and 3 at-large members. They meet to hear subdivision, Site Plan, Conditional Use, Variance, curb cut request and Permit Administrator appeals. The DRB has a regular standing meeting on the first Thursday of every month, unless there are no applications to be heard, or a date change to a special meeting is needed.

The Board met a total of 5 times this fiscal year hearing a variety of requests, including Site Plan review at 23 Summer Street to regrade the parking area and correct drainage issues, a sign variance for 159 N. Main Street and façade improvements at 75 N. Main Street.

Our current members as of the end of the fiscal year are:

Linda Shambo, Chair, Ward 1
Jeffrey Tuper-Giles, Ward 1
Richard Deep, Ward 2
David Hough, Ward 2
James Hart, III, Ward 3
Katrina Pelkey, Ward 3
Denise Ferrari, Vice-Chair, At-Large
Betty Owen, At-Large
Jessica Egerton, At-Large

Permit Administrator Heather Grandfield serves as Primary Staff to the DRB with backup from Planning Director Janet Shatney.

Respectfully Submitted,

Linda Shambo, *DRB Chair*

BARRE CITY PATHS, ROUTES AND TRAILS COMMITTEE

2020 Annual Report

The P.R. T. Committee has been working to move various proposed path projects forward. A primary focus of the Committee is to complete the City's section of the Central Vermont Regional Path which will extend from Montpelier to Berlin, Barre City and Barre Town. Links to the Millstone Trail network in Barre Town and the Cross Vermont Trail in Montpelier will create a massive trail network.

The Committee meets every month to work on various Cross Vermont Trail segment projects as well as other ad-hoc projects that arise.

A quick update of some of the issues and projects that the Committee has worked on over the last fiscal year are summarized below.

The Committee assisted the City in applying for an Outdoor Recreation grant from the State of Vermont. The focus of the grant is to support bike/pedestrian infrastructure development in the City and to focus on the Metro Way segment.

Consultants from Dubois and King presented updates to the Metro Way segment as well as the River Street Feasibility Study. City forces were to start working on the Metro Way segment; however, the pandemic has put that work off until next year. The pandemic also has interfered with the committee's meeting schedule. The River Street segment continues to be developed through adjoining property owner discussions as well as tracking pending implementation of storm water regulations that may prove to be beneficial to property owners as well as the path development. By October 2023, the regulations will require parcels of three acres or more to treat 50% of storm water runoff before it enters a waterway.

Various segments of existing sidewalks and road are being discussed to provide segments of path as well as access to the path itself. Additional paths are being reviewed for future development/improvement.

The existing railbed path from Fairview Street to Bridge Street, past the Barre City Elementary and Middle School has been discussed in terms of upgrades as well as winter use and other uses. The Committee prepared a policy for consideration by the City Council on motorized vehicle use on paths within the city: Motorized vehicle use is not allowed on multi-use paths except for permitted maintenance or emergency purposes. The Council approved the policy. The Committee,

on a trial basis, also allowed the local snowmobile VAST chapter to groom this path for winter use.

The Committee continues to review segment priorities, prepare feasibility studies and plans and update the Segments Status Summary/ Master Plan with guidance for the City Manager and City Engineer.

The committee members are:

Scott Bascom - Chair

Dan Souza

Giuliano Cecchinelli

Mark Martin

Tim Terway

Karen Nelson

For the City:

Stephanie Quaranta, assistant Director-Recreation, Buildings & Community Services

Steve Mackenzie, City Manager

Bill Ahearn, City Engineer

CIVILIAN OVERSIGHT AND ADVISORY BOARD

The Civilian Oversight and Advisory Board is a new board in 2020. It has been charged by Barre City Council to facilitate transparency and provide civilian advice to the Barre City Police Department, Manager and Council.

The five member panel met 5 times in 2020, working to create a framework outlining its goals, processes and guidelines. The board seeks to create a process that represents the Barre City Police, Manager, Council and residents equally.

The Civilian Oversight and Advisory Board meets the second Monday of each month.

BARRE CITY ENERGY COMMITTEE 2020 Annual Report

This Committee's mission is to promote energy efficiency and renewable energy, reduce energy costs to Barre City municipal operations and its residents, and benefit the environment. It meets the fourth Monday of each month at 5:30pm in the City Council Chambers or through virtual meetings.

In the 2019-20 fiscal year, the Barre City Energy Committee, like all other City committees, had to adapt to the challenges of the COVID-19 Pandemic in procedures and communication. The committee chose to focus its efforts on updating the City Energy Plan and continue informational outreach of energy-saving actions with a higher emphasis on electronic content.

The work associated with our efforts, included: hiring of a community engagement consultant EcoStrategies, LLC to develop an outreach strategy for the Energy Plan, development of a community energy survey and distribution of it, analyzing the results of the survey, and writing an updated energy plan for Barre City based on the public's feedback. We held four additional special meetings to work on survey design and planning implementation.

Other 2020 BCEC activities included:

- Organized a home energy tour with a City resident to showcase home improvements and Efficiency Vermont rebate possibilities on Dec 14, 2019 as part of Button Up 2019.
- Committee members attended the Modern Wood Heat workshop organized by the Central Vermont Regional Planning Commission held on Dec 19, 2019.
- Participated in the Transportation and Climate Initiative (activities postponed due to COVID-19).
- Participated in the Vermont Rural Development Council's Community Visit planning meeting (events postponed due to COVID-19).
- 1 of 4 assisted by Efficiency Vermont via their 2020 Targeted Community program. providing Barre City with a community engagement manager to assist with outreach and education.
- Worked with the community engagement consultant and Efficiency Vermont to post informational tips on social media and web forums.

- Committee members attended the Vermont Energy and Climate Action Network Conference (Dec 1, 2019).

In 2021-2022, BCEC will continue to focus on analyzing community feedback to develop a representative energy plan for the City, guiding Barre City's energy future while promoting affordable energy improvements and environmentally-friendly homes, businesses, and municipal operations.

Barre City Energy Committee Members

Phil Cecchini

Romni Palmer

Conor Teal (Vice Chair)

Elaine Wang (Chair)

Staff Liaison: Janet Shatney, Planning Director
and Barre City Energy Coordinator

Technical Advisor/Community Engagement Manager: Brad Long, Efficiency Vermont

PLANNING COMMISSION

2020 Annual Report

The City of Barre Planning Commission is a seven-member board charged with developing and planning future regulations and guidelines with assistance from the City Planning Director. The Planning Commission meets on the second and fourth Thursdays of each month, and all meetings are open to the public. For updates and more information, visit <https://www.barrecity.org/planning-commission/>

In the Fiscal Year 2020 we turned our attention to making the necessary edits to the expired Municipal Plan in order to have it adopted by City Council and approved by the Regional Planning Commission. With this process completed, the City will have an adopted plan, but we know that the City will be better served over the 8-year life of a Municipal Plan by a more thorough and inclusive process, especially considering the impact of the Covid-19 pandemic on soliciting public input during this process. We intend to use the time and resources of the Planning Commission to develop a more comprehensive Plan over the coming years.

The primary activity of the Planning Commission was a series of working meetings where we revised the Municipal Plan and directed staff to make changes for review in subsequent meetings. Our final meeting of the Fiscal Year, June 11, 2020, saw us reschedule the public hearing for the completed Municipal Plan, the first step toward adoption by City Council and approval by the Central Vermont Regional Planning Commission.

At the September 26, 2019 meeting, we adopted formal Rules of Procedure for the Planning Commission. At the November 14, 2019 meeting, we heard a petition to update zoning district boundaries near the intersection of South Main Street and Ayers Street, and the Commission recommended for Council to make interim zoning changes to correct a mapping mistake in the Unified Development Ordinance.

DIVERSITY & EQUITY COMMITTEE

2020 ANNUAL REPORT

The Diversity and Equity Committee (DEC), formed by City Council in August 2020, has been meeting bi-weekly to organize into working sub-groups, develop meeting protocols aligned with public meeting criteria and prioritize tasks. We did this according to the Council's express wishes as defined by Barre City Resolution #2020-05 condemning systemic racism and police brutality, using the policy draft submitted to us by Council as a template and reviewing other community Flag Policies. Having such a committee demonstrates our community's commitment to real, structural change and a continued focus on establishing equity for all residents of Barre City.

The DEC made recommendation to the Council at their November 10th meeting regarding a Flag Policy and the flying of a Black Lives Matter flag as a special flag under that policy. Having accomplished our first two priorities, the DEC is now organized into sub-committees and ready to take up the work of combating "racism, sexism, ableism, and other forms of injustice and oppression". [Barre City Resolution #2020-05].

We welcome members of the community to assist us in our work toward a more equitable community. The committee is not limited in the number of members and is actively seeking volunteers for a wide variety of tasks. Anyone who is interested in getting involved can contact a committee member, council member or Mayor. The DEC meets regularly on the third Thursday of the month at 6:15 via Zoom during the pandemic times and at City Hall when it opens for public meetings. People can check on the City's website for zoom meeting agendas and minutes.



COMMUNITY HARVEST OF CENTRAL VERMONT (CHCV)

2020 Annual Report

Community Harvest of Central Vermont (CHCV) is a volunteer-driven program bringing our community together through gleaning. We recover surplus food produced on Central Vermont farms and utilize this recovered food to feed those in our community who have limited access to healthy, fresh local food, and in the process educate the community about the local food system, healthy eating, and waste reduction.

CHCV was founded in 2014 and since has donated a total of 243,616 pounds equivalent to 730,848 servings of fresh local produce etc. We glean from 40 local farms and growers the extra produce that can't be sold and would otherwise go to waste, all with the help of hundreds of volunteers each season.

The produce CHCV recovers is donated to 30 organizations throughout Washington County such as food shelves and senior meal programs that serve 10,000 individuals with limited access to healthy nutritious food. These recipient partners serve people of all ages, from families and young children to single adults to our community elders.

In particular in Barre City, CHCV donates to and partners with Capstone Community Action, Salvation Army, and City Hotel Cafe/the Galley Senior Meals on Wheels program. In addition, CHCV partners with the Barre City Elementary and Middle School Farm to School Program, and with other sites such as the Family Center of Washington County and Good Samaritan Haven which provide services to Barre City residents. Last year CHCV donated 21,985 servings of produce to Barre City sites. The funding that CHCV receives from Barre City helped us to continue to serve the above mentioned sites and provide them with even more nutritious food.

In addition, CHCV provides a diverse group of community volunteers the opportunity to help their neighbors in need and gain a greater awareness and appreciation of the local food system. CHCV promotes community connections and involvement with farms by bringing people into farm fields to work together and learn how fresh food is grown in their community. Over 420 Central Vermont residents of all ages, including some from Barre City, volunteer with CHCV each season.

This is the second year CHCV has requested and received funding from Barre City although individuals in the City have been benefiting

from our work for the last six years. We look forward to continuing to serve even more Central Vermonters and those in Barre City as we work to expand the amount of food we can glean and donate each season.

CHCV is a private, non-profit, volunteer driven community service organization. All our work is funded by individual donations, foundations, area towns, partner contributions, and business sponsors.

On behalf of CHCV, and especially on behalf of our recipient partners that serve Barre City, thank you for your support of our work to provide all in the community access to healthy fresh local food.

For more information or to become involved with CHCV please visit our website or contact

Allison Levin the Executive Director any time.

*www.CommunityHarvestVT.org * 802-229-4281*

CommunityHarvestVT@gmail.com

146 Lord Road, Berlin VT 05602



2020 Annual Report

The Barre Partnership is a non-profit membership organization that works in both private and public sectors in our efforts to develop and coordinate strategies “to stimulate and sustain economic development in Barre’s historic downtown, ensuring a vibrant community that is the social, cultural and economic hub of the greater Barre area.” The Barre Partnership is a Designated Downtown Organization of the Vermont Downtown Program and provides downtown Barre building owners, lessees and the City of Barre with a variety of benefits including eligibility for historic, façade improvement and code improvement tax credits, qualifications for grant funding for projects in the district, and more. Since 2011, property owners have been able to access over \$1 million in tax credits which have leveraged over \$7 million in private development.

The end of fiscal year, June 30 2020, was a successful but challenging year, due to COVID-19. The Partnership presented the 5th Annual Granite City 5K Run/Walk for Veterans in November, 2019, where the Barre Partnership, in collaboration with the Sons of the American Legion Squadron #10 and Barre Elks Lodge #1535, helped raise over \$8,500 for the Veteran’s Place. With COVID-19 shutting a lot of things down, The Barre Partnership kept spirits high and communication with the public with business closures/openings and hour changes updates, positive posts, COVID surveys, Feed the Frontline Campaign and special banners for Seniors in the downtown. The Barre Farmer’s Market was moved to it’s new location in Pearl Street Ped-Way. And a new, COVID – friendly event, Food Truck Thursdays was a huge success this summer. It is the plan to combine Food Truck Thursdays with the Concert in Currier Park in the summer of 2021.

The Partnership also had to cancel the Barre Heritage Festival due to COVID, however, was still able to put on a fantastic socially-distanced firework show in the downtown.

We depend on a core group of volunteers for our Board of Directors, committee teams and events and rely on one staff member to engage downtown stakeholders in helping to develop and deliver meaning-

ful growth and impact within budget constraints. We look forward to working with the City of Barre and engaging Barre stakeholders in all that we do to further the mission of the Partnership.

Sincerely,

Tracie A. Lewis, *Executive Director*

2019-2020 Board of Directors

Rich Morey

David Gold

Susan McDowell

Justin Pecor

Mary Jane Magnan

Timothy Boltin

Chandra Pollard

BARRE AREA SENIOR CENTER

2020 Annual Report

STAFF:

Jeanie Bone, Director
Sandy Safford, Receptionist

BOARD OF DIRECTORS:

President, Dorothy Neve
Vice-President, Shirley Raboin
Treasurer, John Poeton
Secretary, Cindy Isabelle
Ilene Elliott
Donald George
Jack Mitchell
Jane Benoit
Paula Craige

131 South Main St. #4
Barre, Vermont 05641
www.barreseniors.org
www.facebook.com/barreseniors
(802) 479-9512
director@barreseniors.org

The Barre Area Senior Center currently serves approximately 440 members, 200 plus of whom reside in Barre City as well as older adults from various central Vermont towns including Barre Town, Berlin, Montpelier, Plainfield, Orange, Washington, Williamstown and East Calais.

BASC relies on donations, fundraisers, voter-approved funding, grants and monetary gifts for its operating costs. BASC is an independent 501c3 charitable nonprofit, and as such, it faces financial challenges on a regular basis.

The age to participate at the senior center is 50, and a requested annual donation of only \$30 provides benefit to members, though everyone is welcome. Our mission is to

provide access to programs and resources that help older adults live independently and remain active. BASC invites seniors of all ages to participate in the many programs and events offered at the center. Programs range from Arts & Crafts, Dance, Fitness, Trips, Health & Social Services and Nutrition just to name a few. We strive to provide our members with programs to increase their independence and enrich their lives all taking place in a comfortable and friendly atmosphere.

We have a broad volunteer base of approximately 75 members which allows each of them to share their expertise in different areas of need. We thank our volunteers and participants for their dedication in making these programs successful.

Our community partners include Central Vermont Home Health & Hospice, Rehab Gym in Barre, AARP, Jazzercise, Meals on Wheels, SASH, and CVCOA amongst others . Working together with our local partners allow us to share knowledge and resources that benefit each of us on many levels.

BASC wishes to thank Barre City Government for the generous support you have given us throughout the year. Without your support we would not be able to offer the programs and events to our members and the Barre community.

BASC was fortunate to have been awarded grants this year that helped in providing funding for programs and events that have allowed us to offer a wide variety of options to accommodate the interests of our members. The support we have received has not only increased our membership base but also helped spread awareness that the BASC is truly a strong foundation in this community. Established in 1968, and celebrating our 51st year this year, BASC continues to grow and serve our aging community.

The Barre Area Senior Center is open 9:00am to 3:00pm Monday through Friday and later hours when needed to accommodate programs and events.



CENTRAL VERMONT COUNCIL ON AGING ANNUAL

2020 Annual Report

Central Vermont Council on Aging (CVCOA) is a nonprofit organization dedicated to the mission of supporting Central Vermonters to age with dignity and choice. For nearly 40 years, CVCOA has assisted older Vermonters aged 60 and up to remain independent and to remain at home for as long as possible. Central Vermont Council on Aging connects aging persons in our communities to the network of benefit programs and services they need to thrive. All services are made available to our clients at no charge without regard to health, income or resources.

Some of the services we make available include:

- CVCOA Help Line - (800) 642-5119 - has the answers to hundreds of common questions from older Vermonters, their families, and caregivers.
- Information & Assistance staff counsels older Vermonters and families on the many available benefit programs and services, such as 3SquaresVT, seasonal fuel assistance, housing, and more.
- Case Managers work with clients in their homes to assess needs and develop, implement and coordinate individualized long-term care plans.
- Nutrition Services oversees the menu development and technical assistance for home-delivered and Community meals and provides the largest source of funding for the 14 meal sites that prepare and deliver these meals.
- State Health Insurance Program (SHIP) provides personalized Medicare counseling, Medicare & You workshops (now on Zoom), and enrollment assistance for Medicare Part D plans.
- Family Caregiver Program promotes the well-being of the family members serving as caregivers to loved ones, including administration of the Dementia Respite Grant, which provides much needed financial assistance for respite, training, and Memorable Times Café.

There is a great need for CVCOA's aging services in Barre City. Low income seniors face many challenges such as housing, transportation, fuel assistance, home maintenance, social isolation, and health insurance coverage issues, especially with prescription drugs. The need for

services during the COVID-19 pandemic months (March-present) has increased, particularly for nutrition assistance. During the last fiscal year (7/1/19-6/30/20), Central Vermont Council on Aging provided one or more of the above services to 597 (unduplicated) Barre City senior residents. In FY20, CVCOA case managers Megan Thomas, Chuck Rhynard, Diane Leuschner, and Lisa Mercurio, worked directly with seniors in Barre City.

Data by Type of Service: Barre City	# Residents
Case Management:	137
Information and Assistance:	209
Congregate /Home Delivered Meals ¹	231
Nutrition Counseling	1
Caregiver/Dementia	12
Caregiver Training	4
Self-Neglect	2
Veteran's Directed Care	1
Total	597 Residents

CVCOA Board of Directors (FY20)

Gary Chicoine	President
Julie-Ann Graves	Treasurer
Peter Harris	Vice President
Emily McKenna	Secretary
Fred Ober	Member
Donna Watts	Member
Becky Wright	Member
Cynthia Jackson	Member
Blakeney Bartlett	Member
Sheila Herman	Member

All of us at Central Vermont Council on Aging extend our gratitude to the residents of Barre City for their ongoing commitment to the health, independence, and dignity of older Central Vermonters.

¹ Central Vermont Council on Aging does *not* directly operate a Meal Site. The CVCOA Nutrition Program provides federal funding, technical assistance and Nutritional Counseling and Education to 14 Meal Sites, including City Café in Barre City. As a result of COVID-19, congregated meals were suspended and converted to take-out and more seniors qualified for Meals on Wheels/home-delivered meals.



CAPSTONE COMMUNITY ACTION

2020 Annual Report

Since 1965, Capstone Community Action (formerly known as Central Vermont Community Action Council) has served low-income residents of Lamoille, Orange, and Washington Counties and nine communities in Windsor, Addison, and Rutland Counties. We help people build better lives for themselves, their families and their communities. This year, Capstone Community Action served 10,624 people in 6,166 Vermont households through Head Start and Early Head Start, business development, financial education, food and nutrition resources, housing counseling, tax preparation, teen parent education, emergency heating assistance, home weatherization, workforce training, and more.

Programs and services accessed by 1,689 Barre City households representing 2,995 individuals this past year included:

- 1,605 Barre City individuals in 813 Barre City households accessed nutritious meals and/or meal equivalents at the food shelf.
- 174 Barre City households with 381 Barre City family members were able to keep heating their homes with help from our Crisis & Supplemental fuel programs as well as other utility costs.
- 21 individuals worked with housing counselors to find and retain affordable, safe, secure housing.
- 26 homeless individuals with 69 homeless family members worked with housing counselors to find and retain affordable, safe, secure housing.
- 90 children were in Head Start and Early Head Start programs that supported 186 additional family members.
- 8 pregnant and parenting teens and their children gained literacy skills through our Family Literacy Center supporting 7 family members.
- 10 households received emergency furnace repairs and 8 household furnaces were replaced at no charge, making them warmer and more energy efficient for residents.
- 33 households were weatherized at no charge, making them warmer and more energy efficient for 68 residents, including 5 seniors and 5

residents with disabilities.

- 25 people attended classes or met one-on-one with a financial counselor to be better able to manage and grow family finances.
- 42 entrepreneurs received counseling and technical assistance on starting or growing a business.
- 326 residents had their taxes prepared at no charge by Capstone's IRS certified volunteers ensuring them all the refunds and credits they were due.
- 4 people saved towards an asset that will provide long-term economic security. With savings, homes were purchased; businesses were capitalized and people enrolled in higher education or training.
- 11 childcare providers received nutrition education and were reimbursed for the cost of serving nutritious meals and snacks to the 89 children in their care.
- 9 people participated in an intensive 12-week workforce training program for the food service sector.

Capstone thanks the residents of Barre City for their generous support this year!



**CENTRAL VERMONT
HOME HEALTH & HOSPICE**

A Century of Caring and Quality

2020 Annual Report

Central Vermont Home Health & Hospice (CVHHH) is a not-for-profit Visiting Nurse Association serving 23 communities in central Vermont with skilled nursing care, physical, speech, and occupational therapy, medication management, social work support, and personal care to central Vermonters of all ages in the comfort and privacy of home. The organization is governed by a volunteer Board of Directors, each of whom lives in CVHHH’s service area. CVHHH is guided by a mission to care for all central Vermonters regardless of a person’s ability to pay, their geographic remoteness, or the complexity of their care needs. CVHHH embraces new technology and collaborates with other local providers to ensure that central Vermonters’ care needs are met. In addition to providing medically-necessary care, CVHHH promotes the general welfare of community members with public flu and foot-care clinics and grief and bereavement support groups. To learn more, visit www.cvhhh.org.

**CVHHH Services to the Residents of Barre City
Jan 1, 2020 – December 31, 2020***

Program	# of Visits
Home Health Care	9,124
Hospice Care	2,709
Long Term Care	3,950
Maternal Child Health	918
TOTAL VISITS/CONTACTS	16,701
TOTAL PATIENTS	660
TOTAL ADMISSIONS	819

**Audited figures are not available at the time of report submission. Preliminary figures are prorated based on the number of visits from January 1, 2020 – December 31, 2020 and are not expected to vary significantly.*

Town funding will help to ensure that CVHHH provides services in Barre City through 2021 and beyond. For more information contact Sandy Rouse, President & CEO, or Kim Farnum, Director of Community Relations & Development at 223-1878.

600 Granger Road, Barre VT 05641 |
p: 802.223.1878 | f: 802.223.6835 | www.cvhhh.org

**CIRCLE****2020 Annual Report****Annual Statistics for July 1, 2019 - June 30, 2020**

- Staff and volunteer advocates responded to 5,172 hotline calls. Advocates responded to 470 calls from Barre residents.
- Shelter services were provided to 12 women and 13 children for a total of 2,600 bed nights. Four families from Barre were provided with emergency shelter.
- Circle provided community presentations to 334 individuals through the 16 trainings and workshops offered throughout Washington County.
- Advocates provided support to 107 plaintiffs during Final Relief from Abuse Hearings, and assisted 92 individuals file for temporary orders. Advocates supported 47 individuals from Barre City during their final hearings, and assisted 50 individuals from Barre City to file temporary orders.
- Advocates supported 133 individuals whose (ex) partners were facing criminal charges. 88 of these individuals were from Barre City.
- Court Education Program was presented to 124 individuals, and our Court Hour Program, which offers one-on-one support to plaintiffs as they prepare for their final hearings, was offered to 44 individuals. *17 individuals from Barre City received support through our Court Hour program. Advocates also supported 127 Barre City residents with other civil legal matters.*
- Circle held 38 support group sessions, which 24 unduplicated women and their children attended.
- Our prevention based programs in schools reached a total of 86 students through 5 presentations. This included workshops and presentations to the Brook Street School located in Barre City.
- Over 1,500 people received direct services from Circle, which are maintained by trained staff and volunteer advocates. *192 unduplicated Barre City residents accessed services for a total of 919 times.*
- Our organization continues to rely heavily on the vast support of its many dedicated volunteers; Board Members, Hotline Advocates, and Shelter Support have all contributed 7,760 hours to the work

of Circle.

Our services include:

- SHELTER: Emergency Shelter for women and children fleeing from domestic abuse
- SHELTER YOUTH PROGRAM: Available to children staying in shelter
- TOLL FREE CONFIDENTIAL 24-HOUR HOT LINE (1-877-543-9498)
- EMERGENCY, CIVIL and CRIMINAL COURT ADVOCACY
- SUPPORT GROUPS
- PREVENTION EDUCATION OFFERED TO SCHOOLS THROUGHOUT WASHINGTON COUNTY
- EDUCATIONAL PRESENTATIONS and TRAININGS: offered to civic organizations and businesses.
- INFORMATION AND REFERRAL: information about domestic violence and community resources, as well as individualized advocacy and referral to social service, legal, employment, counseling, and housing options.



DOWNSTREET HOUSING & COMMUNITY DEVELOPMENT

2020 Annual Report

In great appreciation of your support of our mission and services with an appropriation of \$5,000 as decided on Town Meeting Day of 2020, we are delighted to share with you a summary of our past year's impact and outcomes that your contribution supported.

In Barre City specifically, Downstreet...

- * offers and is responsible for 102 separate affordable living quarters in Barre City in total.
- * provides 62 households and 113 Barre City residents with safe, decent, and affordable apartments, 86% of which are of low-income housing.
- * stewards 42 single-family homes in Barre City as part of our community land trust model that ensures that each of these homes to be forever affordable in comparison to the surrounding real estate market. 105 Barre City residents reside in these homes.
- * offers the award-winning Support and Services at Home program (SASH) to 27 seniors and young disabled adults, improving health care outcomes in our elderly and disabled communities by getting participants the support they need to live longer at home.
- * has served 13 Barre City residents with homebuyer education classes, post-purchase, credit score counseling, and/or low-interest loans for health, safety, and energy upgrades to their homes.
- * is piloting a tiny home program to house homeless individuals with mental illness. The pilot will also help us gain a greater understanding of the role tiny homes may play as a cost-efficient development option as we seek to maximize every funding dollar.
- * is designing a new program called Family SASH, intended to serve and assist low-to-middle-income families in earning families navigate the complexity of childcare and family responsibilities. Downstreet is collaborating with Cathedral Square and Housing Vermont to bring this new program to life.

- * remains actively involved in community development and efforts in the pursuit of forwarding growth and progress for Barre City (i.e., Barre City Place, Downstreet Street Apartments).
- * is headquartered in Barre and employs 26 full-time staff, many of whom live in the Barre area.

As you may know, Downstreet is a private, non-profit affordable housing services provider that seeks to bolster an environment of social justice for all and as a result, strengthen the health and future of our rural Vermont communities. Downstreet achieves this through the power of housing and its ability to connect people to the resources they need to thrive.

All of us at Downstreet are tremendously grateful for the support of Barre City citizens and look forward to continuing our mission work as we seek to strengthen the communities of Central Vermont.

With great appreciation,

Eileen Peltier, Executive Director

Downstreet Housing & Community Development

Address: 22 Keith Ave., Suite 100, Barre, VT 05641

Phone: (802) 476-4493

Website: www.downstreet.org



**FAMILY CENTER OF
WASHINGTON COUNTY**
....serving families in Barre City

2020 Annual Report

The Family Center of Washington County provides services and resources to all children and families in our region. In FY'20 we offered services for children, youth and families, including: Early Care and Education, Children's Integrated Services-Early Intervention, Family Support Home Visiting, Child Care Financial Assistance, Child Care Referral, Hello Baby Information, Family Supportive Housing Services, Youth Homelessness Demonstration Project, Specialized Child Care supports, Transportation, Reach Up Job Development, Family Works, on-site Parent Support Groups, Food Pantry, Diaper Bank, Parent Education, and Playgroups for children from birth to five. We are grateful for the support shown by the voters of Barre City. For more information about Family Center programs and services, please visit: www.fcwcvt.org.

Among the 1,143 individuals in Barre City who benefited from the Family Center's programs and services from July 1, 2019 – June 30, 2020 were:

- * **87** families who received Information & Referral, including consulting our Child Care Referral services, receiving assistance in finding child care to meet their needs, answering questions related to child care and child development, and receiving information about other community resources available.
- ***222** families who received Child Care Financial Assistance.
- * **64** children and caregivers who participated in our Playgroups. Playgroups are free, open to all families with children birth to five, and have no eligibility requirements. Children have a chance to play with others in a safe, stimulating and nurturing environment. Parents talk to other parents, draw upon each other for support, learn new skills from Playgroup Facilitators and get information about community resources.
- * **45** adults and children who participated in Parent Education workshops and related activities for children.
- * **9** children who attended our 5 STARS **Early Childhood Education** program.

- ***136** individuals who were served by one of our Home Visiting services, providing parent and family education and support.
- ***332** children and caregivers who received food and household items from our Food Pantry to help supplement their nutritional and basic needs of families we serve and *57 children received diapers from our Diaper Bank.
- * **20** children who received Transportation assistance through our bus.
- * **28** individuals who received employment training in our Reach Up Job Development program.
- * **21** children and adults who received permanent housing through our Family Supportive Housing services for homeless or at-risk-families with minor children in Washington County.
- ***109** children and parents who attended our Community Events.
- * **5** young parents who received wrap around support in our Family Works program.
- * **8** children and young adults, aged 0 – 24 years, who received assistance with obtaining and maintaining housing as well as life skills development through our Youth Homelessness Demonstration Project.

Building resourceful families and healthy children to create a strong community.



GOOD BEGINNINGS OF CENTRAL VERMONT REPORT

2020 Annual Report - Barre City

About Us:

The mission of Good Beginnings is to bring community to families and their babies. Founded in 1991 by three mothers in Northfield, we offer the following programs free-of-charge to any Central Vermont family with a new baby.

- **Postpartum Angel Family Support Program:** Trained community volunteers visit families weekly to provide respite, community connections, and hands-on help during the postpartum period. Anyone caring for an infant in Central Vermont is eligible, regardless of income or circumstance. Our capacity to visit families in-person during COVID is limited, but we continue to provide extensive phone-based support, including mental health referrals and help accessing other resources, such as our financial assistance funds (see below). Through our In Loving Arms service (on hold since March due to COVID), specially-trained volunteers provide “in-arms care” to babies boarding at Central Vermont Medical Center due to health issues.
- **The Nest Parent Drop-In Space:** Our cozy community space in Montpelier closed indefinitely in March due to COVID. We currently offer a weekly online peer support group that is well attended, as well as outdoor, socially-distanced Stroller Walks.
- **Early Parenting Workshops:** Free workshops for expectant parents on what happens **after** you bring baby home. Topics include newborn and infant care, babywearing and other soothing techniques, caring for yourself, attachment parenting. Also helpful for grandparents, child care providers, and anyone else caring for an infant! We have seen an increase in demand for these workshops due to covid.
- **Assistance with Basic Needs:** Our **Childbirth Education Scholarships** help low income families cover the cost of childbirth education classes. Through our Perinatal Support Fund, we also provide the following financial assistance to low-income families: free baby carriers, assistance with rent and fuel bills, and assistance with phone/internet connectivity to ensure they can access vital services. We have seen an increase in need for all these types of support due to COVID.

How We've Helped Families in Central Vermont:

- 301 families served (totalling 445 adults and 325 children) in FY19-20
- Our 45 Postpartum Angel volunteers provided nearly 800 hours of respite, support, and community connections to 93 families

- 6 newborns boarding at the hospital were cuddled
- 31 families received free infant carriers and hands-on support with babywearing, an important attachment strategy and coping technique for caregivers
- Due to covid, we saw an increase in need for support from our Perinatal Support Fund. This year, 7 families received a total of \$1200 in emergency funding to help with basic needs
- 89 families visited our Nest drop in space, representing 34 different towns
- 144 families attended free community events organized by Good Beginnings, including our two caregiver circles in downtown Barre and a weekend Open Gym time in Montpelier
- 20 families attended our Journey Into Parenthood early parenting workshops (either in person or online via Zoom)

How We've Helped Families in Barre City:

- A total of 42 families served (including 61 adults and 57 children) in FY19-20
- Our Postpartum Angel volunteers provided more than 60 hours of respite, support, and community connections to 10 families
- 5 newborns boarding at the hospital received a combined 31 hours of cuddling by Good Beginnings volunteers
- 11 families received free infant carriers and 3 families received a combined \$500 in emergency funding to help with basic needs
- 31 families visited our Nest drop in space or attended free community events or online support groups (during COVID)

What Families Say:

- Instrumental to my success as a new mom. - KP
- My volunteer was incredibly helpful in my transition from housebound postpartum fear to going out and living a healthy and normal life! Becoming a mother has been the most challenging experience of my life. Having a kind, supportive, knowledgeable postpartum angel was instrumental in my recovery. We started with going outside for walks and graduated to grocery shopping and back to work schedules. - AL
- I just wanted to thank Good Beginnings so much for your help. I finally feel like I am moving toward a positive place in my life, and I know now that I am not alone. - EP
- GBCV is an incredible gift to any family. I recommend you to all expecting parents I know. - AR

- It was wonderful to have support during a very isolating time. Janet was an excellent support for me, and also connected with our baby and our three year old son. We were so blessed to be connected! - EA
- Kathy was remarkable. Her time was such a gift. She was not only practically helpful by holding my twins while I showered, took a nap, vacuumed my house, etc. She also helped me connect to my community. What an amazing service. Should be expanded! - RH
- The week that COVID hit was the week after our son was born. I have to say, that week was the toughest week I have ever had. I was going through the baby blues and also navigating the emotions of this pandemic. I was thankful for Good Beginnings and the hard work you all put into that week, and the weeks after, to set up support for families. - SL

Contact Us:

Good Beginnings of Central Vermont
174 River Street
Montpelier, VT 05602
info@goodbeginningscentralvt.org
www.goodbeginningscentralvt.org
802.595.7953



GOOD SAMARITAN HAVEN

2020 Annual Report

For over 30 years, Good Samaritan Haven has provided emergency shelter and support services for adults experiencing homelessness in our community. Currently, we operate shelter facilities in Barre and Montpelier, provide services for individuals experiencing homelessness in motels and undertake outreach to those living on the streets or in encampments.

The COVID-19 pandemic has increased the level of homelessness and greatly challenged our work. Nevertheless, as the winter of 2021 begins, we are providing shelter and support services to over 300 individuals in motels, shelters and on the streets. With the help of many partners, we have continued to provide the essentials while keeping our guests, our staff and the community safe.

Good Samaritan Haven provides housing counseling assistance to help guests exit the shelter system as soon as possible. We have helped many obtain housing with private landlords, Downstreet Housing and local housing authorities.

Area town funding is very important to Good Samaritan Haven - typically about 10 towns in Washington County provide funds to our program each year. The City of Barre is exceptional in its support. We are very grateful.



GREEN MOUNTAIN TRANSIT

Getting you where you need to go!

2020 Annual Report

Who We Are

GMT is the public transportation provider for the northwest and central regions of Vermont, offering a variety of services to the communities in which we serve. GMT is proud to offer traditional public transportation services like commuter, deviated fixed routes and demand response shuttles, while providing individualized services such as shopping and health care shuttles, Medicaid, Elderly and Disabled services to both urban and rural communities.

Our Services

Individual Special Service Transportation

GMT provides essential medical and non-medical transportation service to those who qualify for Medicaid, Elderly and Disabled, non-Medicaid medical, human service and/or critical care funds. We offer individual coordinated services for those who qualify and who are in need of scheduled rides through GMT volunteer drivers, special shuttle service or general public routes.

In FY20 Barre City residents including East Barre, Websterville, Graniteville, and South Barre were provided special transportation services, totaling 23,577 rides. GMT does not track non-duplicated ridership. Special services offered direct access to:

- Medical treatment
- Meal site programs
- VT Association of the Blind
- Reach Up
- Central VT Substance Abuse
- Prescription and Shopping
- Social and Daily services
- BAART
- Washington County Mental Health
- Vocational Rehabilitation

General Public Transportation

GMT also provides traditional general public transportation service directly supporting the increasing demand for affordable commuter and essential daily needs transportation solutions.

In FY19, total GMT ridership was 329,642. This general public transportation ridership was *in addition to* Special Service ridership, (above), and is available through a variety of services including:

- Deviated Fixed Routes
- Local Commuter Routes
- Local Shopping Shuttles
- Health Care Shuttles
- Demand Response Service
- Regional Commuters to Chittenden and Caledonia Counties

GMT Volunteer Driver Program

In addition to shuttle vehicles, GMT uses an extensive network of Volunteer Drivers to provide coordinated and caring rides throughout our rural service area. Volunteer Drivers are essential in providing cost effective and community driven services, and are the foundation of our special services. Drivers are reimbursed for the miles they drive and provide services under the management of GMT.

Barre City General Service Snapshot

Towns serviced include Barre City, Barre Town, Williamstown, Montpelier, Waterbury, Waitsfield, Berlin, Washington, East Montpelier, Calais, Cabot, Plainfield, Marshfield, Northfield, St Johnsbury, Middlesex and Orange. GMT provides direct or connecting services to the City of Barre through general public transportation routes, including, but not limited to:

<u>Route</u>	<u>FY20 Ridership</u>
Montpelier Link Express	84,640
City Commuter	34,822
City Mid-Day	24,325
Barre Hospital Hill	30,837
Hannaford Shopping Special	1,379

(GMT does not track ridership based on income status)

Thank You

Thank you to Barre Town taxpayers and officials for your continued financial support of GMT’s public transportation service and for your commitment to efficient transportation solutions.

Information

Please feel free to contact Jenn Wood, Public Affairs & Community Relations Manager with questions or to request additional information on GMT services at 802.864.2282 or jwood@RideGMT.com.



2020 Annual Report

Formerly known as the Sexual Assault Crisis Team of Washington County (SACT)

Massive Change, Amazing Courage, Persistent Action

For 36 years we have been known as the Sexual Assault Crisis Team of Washington County (SACT), delivering emergency services to people who have experienced harm. We heard from you, our community, that a new name would make us more approachable and better represent the variety of services that we are now offering and working to build.

This past year was about delivering quality response and healing services, building community connections, and imagining a future without violence. We changed our name to Mosaic Vermont, Inc. because a mosaic can be used to represent the variety of ways that people respond to sexual harm and the elements of healing that can come together to create an individualized work of art; a unique human. In addition to the name change, our team worked hard to create a 5-year strategic plan that centers our community and our values.

Just as we were ready to share our new name, plans, and vision with you, our community was impacted by the global pandemic. Our world changed rapidly. We have tremendous appreciation for those who took the risk to reach out and trust us with their stories in those early and intense months of the pandemic. The needs in our community changed but our work never stopped, we shifted our programming to continue to support people who have experienced harm, all while planning for major, long-term changes to support ongoing safety in our shelter and other programs.

In the 2019-2020 fiscal year, we supported and empowered 335 people (this includes direct services only and does not include prevention and community work) who have been impacted by sexual harm to take steps toward healing, by accessing their hopes and supporting their concrete needs. Through the provision of services such as our 24-hour helpline; safety planning; advocacy at Sexual Assault Nurse Examinations; emergency shelter; assistance applying for victim's compensation; support in court hearings or at crime related appointments or interviews; referrals to and support in accessing community resources;

parent, friend, and caregiver support; and case management; we helped people begin to heal from harm. Mosaic offered support groups and meetings focused on the impacts of trauma, resources available, and tools for creating community change. We provided additional specialized services for people who have experienced sex trafficking, adult survivors of child sexual abuse, and children and youth who have experienced sexual violence.

Mosaic also performed a variety of community-wide outreach and prevention efforts to connect and share resources, increase accessibility to programming for all people, and to help end violence. Our prevention programming included Mosaic Advocate engagement in more than 100 sexual violence prevention meetings or presentations, engaging more than 280 youth across five public schools and the Aldrich Library. Mosaic was an active member program of the Vermont Network Against Domestic and Sexual Violence, working for statewide solutions for people who have been harmed, as well as an end to violence.

Mosaic's services are highly confidential, and people are not required to disclose their town of residence to receive services. 76 people volunteered that they were residents of Barre City when receiving services during this period.

We are deeply grateful to the cities and towns of Washington County for your continued support as our advocates undertake highly complex and confidential work. We cannot share our success stories, because telling personal details to illustrate the need for our work would place the very people we hope to support in jeopardy. Your steady allyship and preservation of privacy has saved lives.

For those who patiently waited as we recentered ourselves around healing and prevention, thank you. We hope our future-positive culture shift will serve as a beacon to our community for what could be, even as we continue to act as a safety net for those who have faced the harshest outcomes of complex violence and marginalization.



OUR HOUSE OF CENTRAL VERMONT

2020 Annual Report

OUR House of Central Vermont is a non-profit Children's Advocacy Center and Special Investigations Unit located in Barre and serving all of Washington County. OUR House's mission is to provide a safe and supportive setting for child victims of physical & sexual abuse, their non-offending family members as well as adult survivors of sexual assault.

OUR House (which stands for One Unified Response) implements a multidisciplinary approach to the issue of physical and sexual abuse. We work very closely with the Dept. for Children and Families, Law Enforcement, the State's Attorney's Office, Washington County Mental Health Services, CVMC, CIRCLE and SACT along with other local organizations to ensure investigations whenever possible are conducted in a child friendly environment, with staff whom are trained in the area of trauma. We also offer therapy referral, case management, safety planning, training, and referral services to children and adults.

Every town in Washington County has used our services in one way or another in the year of 2018

Within Washington County:

- OUR House saw 82 cases in FY20 – this was a large decrease due to COVID-19. At the time of writing this report in October 2020, we already have reached the same number due to such a large increase in cases from the shutdown.
- Within Barre City specifically, 19 of all the cases seen were the result of crimes which happened within the city limits.

While it is difficult to monetarily quantify a child abuse investigation, national statistics show that on a per-case basis, traditional investigations were 36% more expensive than CAC investigations. Because of this cost savings, OUR House asks Washington County towns for financial support. OUR House provides its case management tools and law enforcement services free of charge, which in turn removes the need for the towns to directly provide the services themselves.



PEOPLES HEALTH & WELLNESS CLINIC

2020 Annual Report

People's Health & Wellness Clinic (PHWC) provides primary health care and wellness education to uninsured and underinsured Central Vermont residents who could not otherwise afford these services. Our services include primary medical care, mental health care, bodywork, and other complementary and alternative health services. In addition, we provide oral health care, special cancer screening and heart health services through the Vermont's You First program, tobacco cessation screening and treatment, and Vermont Health Connect enrollment assistance. Our services are available to Barre City residents who do not have health insurance (including Medicaid or Medicare), or have a health insurance deductible that is greater than 7.5% of household income, or need services offered by PHWC that are not covered by insurance. Although all patients must have a household income of less than 400% of the Federal Poverty Level (FPL), 75% of our patients have incomes of 200% of the FPL or less.

Funds from Barre City help support the clinic's operations described above. Contributions to this general fund cover the cost of essential equipment, supplies, pharmaceuticals, and staffing that allow the clinic to continue serving the healthcare needs of Barre City residents and the wider central Vermont community.

During our most recently completed fiscal year, January 1 through December 31, 2019, 176 separate Barre City residents sought our services, 74 of whom were new to the Clinic. They required 648 separate patient interactions. They came for 287 medical visits, 65 dental visits, and 64 mental health visits. We provided 119 case management interactions, 75 medical consults, and provided immunizations and pharmaceutical samples 82 times, in addition to writing countless prescriptions. 24 patients came for 38 appointments for assistance enrolling in health insurance, 11 of whom successfully obtained health insurance.

We are grateful to the voters of Barre City for many years of support and we are very pleased to be able to provide free and accessible healthcare to the Central Vermont community. For additional information, please contact Rebecca Goldfinger-Fein, Executive Director, at 802-479-1229 or rebecca@phwcvt.org.

Rebecca Goldfinger-Fein, Executive Director
People's Health & Wellness Clinic
553 North Main Street, Barre, VT 05641, 802-479-1229



PREVENT CHILD ABUSE VERMONT

2020 Annual Report

Prevent Child Abuse Vermont promotes and supports healthy relationships within families, schools and communities to eliminate child abuse.

Our Goals

1. Prevent Child Abuse Vermont has the public visibility and financial stability to carry out its mission.
2. Citizens of Vermont are aware of the best ways to develop healthy children and families and to prevent child abuse and neglect in its many forms. Empower Children to be Seen and Heard by Expressing and Sharing Their Experience and Points of View.
3. In partnership with communities across the state, exceptional Family Support Programs are available throughout the state at a level adequate to meet the need.
4. All schools, early childhood providers, child-serving entities, and communities across Vermont are able to meet their obligations around child sexual abuse prevention, including those required to comply with Act 1 (2009).
5. All parents of newborns and toddlers and prospective parents receive critical information that promotes safe and healthy environments, preventing abusive head trauma and preventable infant suffocation

2019 Programs Summary

16,296 children, teens, parents, caregivers, educators **SERVED** through direct service + training

37,684 children, teens, adults **IMPACTED** through programs + trainings

152+ Vermonters **VOLUNTEERED** 3-5 hours/week to lead Circle of Parents Support Groups and Nurturing Parenting Programs

Child Sexual Abuse Prevention **TRAINED 1,479 adults** and **IMPACTED 9,205 young children** Shaken Baby Syndrome Prevention/ Safe Sleep/Nurturing Toddler Care **TRAINED 527 adults, 1,659 children** and **IMPACTED 9,205**

Healthy Relationships Project **TRAINED 10,752 students, 1,513 adults**

Cycle of Parents and Nurturing Parenting Programs **738 parents** and **1,141 children PARTICIPATED**

Vermont Parents Home Companion Resource Directory **REACHED 13,000 adults**, and **IMPACTED 26,000 infants & children**

TOTALS: 16,296 SERVED, 37,684 IMPACTED (excludes VPHC)

All programs are research based, trauma informed, scientifically proven and measured.

PCAVT uses Results Based Accountability in setting and meeting solid performance goals



VERMONT ASSOCIATION FOR THE BLIND AND VISUALLY IMPAIRED

2020 Annual Report

The Vermont Association for the Blind and Visually Impaired's 2020 Fiscal Year was an exciting one. In September, we held a successful fundraising and awareness event, Dancing with the Stars of Burlington, and have sustained our outreach efforts throughout the state to ensure that all Vermonters are aware of our services. The number of clients we serve has continued to increase annually. A new referral system was also developed in the fall, which is intended to increase the number of referrals we receive from eye care providers, thus connecting more clients with life-changing vision rehabilitation therapy.

As with many nonprofits, VABVI had to make several adjustments in light of COVID-19. We quickly adjusted from providing services in client homes and schools, to providing remote services via telephone and video conferencing. We are continuing to accept new clients and are currently providing remote services. We will be resuming in-person services as soon as it is safe to do so, and are continuously developing protocols to keep staff and clients safe when we are able to meet face-to-face.

It's clear to us at VABVI that our mission and services will continue to play a critical role in the lives of many Vermonters well into the future. In the face of the COVID-19 pandemic, we have adapted our services and are working nonstop to support anyone living in Vermont who is experiencing vision loss.

SMART Device Training Program (formerly known as the iOS Training Program): The program has served 239 clients across Vermont since it was established in 2018. Now, due to COVID-19, the SMART Device Training Program is more important than ever. Current social distancing protocols have led to our blind and visually impaired clients to become increasingly at risk for feelings of isolation and loneliness. In addition, with many healthcare providers now only seeing patients via "telehealth," it is critical that our clients know how to utilize technology. Our Vision Rehabilitation Therapists (VRTs) are providing remote services to program clients who are in need of assistance. Clients who received technology training prior to COVID-19 have reported that the skills learned in this program have been invaluable throughout the pandemic.

PALS (Peer Assisted Learning and Support) Groups: PALS Groups, held throughout Vermont, are monthly meetings where members share coping strategies and to discuss the practical, social and emotional challenges of vision loss. Now, due to social distancing requirements, PALS groups are operating remotely via Zoom and telephone.

HAPI (Helping Adolescents Prepare for Independence): The HAPI program enables Teachers of the Visually Impaired and Certified Vision Rehabilitation Therapists to work one-on-one with students to practice daily living skills. This program is currently being conducted remotely.

IRLE Summer Camp (Intensive Residential Life Experience): IRLE camp helps VABVI students develop social skills, meet fellow visually impaired peers, meet adult mentors, learn independent living skills, and improve self-advocacy skills. This year's IRLE Camp, which was going to take place throughout Southern New England with activities at the Mystic Aquarium and Roger Williams Zoo, has been postponed until 2021.

During Fiscal Year 2020, we served 1,804 clients from all 14 counties in Vermont. This included 42 adult clients and 7 students in Barre, and 89 adults and 17 students in Washington County.

For more information about VABVI's services or to volunteer, please contact Shannon Turgeon at (802) 863-1358 ext. 217, or at sturgeon@vabvi.org. Visit us our website at www.vabvi.org and feel free to "like" us on Facebook at <https://www.facebook.com/vabvi802/>.



THE VERMONT CENTER FOR INDEPENDENT LIVING

2020 Annual Report

For the past 41 years, The Vermont Center for Independent Living (VCIL) has been teaching people with disabilities and the Deaf how to gain more control over their lives and how to access tools and services to live more independently. VCIL employees (85% of whom have a disability) conduct public education, outreach, individual advocacy and systems change advocacy to help promote the full inclusion of people with disabilities into community life.

In FY'20 (10/2019-9/2020) VCIL responded to thousands of requests from individuals, agencies and community groups for information, referral and assistance and program services for individuals living with a disability. VCIL Peer Advocate Counselors (PACs) provided one-on-one peer counseling to **236** individuals to help increase their independent living skills and **5** peers were served by the AgrAbility program. VCIL's Home Access Program (HAP) assisted **124** households with information on technical assistance and/or alternative funding for modifications; **89** of these received financial assistance to make their bathrooms and/or entrances accessible. Our Sue Williams Freedom Fund (SWFF) provided **61** individuals with information on assistive technology; **36** of these individuals received funding to obtain adaptive equipment. **573** individuals had meals delivered through our Meals on Wheels (MOW) program for individuals with disabilities under the age of 60. We are also home to the Vermont Telecommunications Equipment Distribution Program (VTEDP) which served **41** people and provided **30** peers with adaptive telecommunications enabling low-income Deaf, Deaf-blind, Hard of Hearing and individuals with disabilities to communicate by telephone. Due to the pandemic VCIL was able to start a new (temporary) program, Resilience and Independence in a State of Emergency (RISE) which served 12 people in its first few months. The Rise Program can help provide an array of items or services if the needs are directly related to the Covid 19 epidemic.

VCIL's central office is located in downtown Montpelier and we have five branch offices in Bennington, Chittenden, Lamoille, Rutland and Windham Counties. Our PACs and services are available to people with disabilities throughout Vermont. Our Montpelier office also houses the Vermont Interpreter Referral Service (VIRS) and provides statewide interpreter referral services for sign language, spoken English and CART services for assignments in medical, legal, mental health, employment, educational, civil and recreational settings.

During FY'20, **51** residents of **Barre** received services from the following programs:

- Meals on Wheels (MOW)
(over **\$19,454.00** spent on meals for residents)
- Home Access Program (HAP)
(resident on waiting list for modifications in FY'21)

Information Referral and Assistance (I,R&A)

To learn more about VCIL, please call VCIL's toll-free I-Line at:
1-800-639-1522, or, visit our web site at **www.vcil.org**.



WASHINGTON COUNTY DIVERSION PROGRAM

2020 Annual Report

*Serving the Communities of Washington County
including Barre City for over 39 years.*

Who We Are and What We Do:

The Washington County Diversion Program (WCDP) is a local non-profit organization that provides a range of restorative justice programs for the communities within Washington County. WCDP addresses unlawful behavior, supports victims of crime and promotes a healthy community. We follow a balanced and restorative justice model that strives to put right the wrongs that have been done and address the needs of all stakeholders, including the victim, the community and those who violated the law, holding the latter accountable in a manner that promotes responsible behavior.

WCDP runs six separate programs: Court Diversion (adult and youth), the Youth Substance Abuse Safety Program, the Balanced and Restorative Justice Program, the Tamarack Program, Pretrial Monitoring and the Driving with License Suspended Program. We worked on 801 cases across those programs in FY20.

Court Diversion

This restorative justice program is for youth with a delinquency petition and adults charged with a crime. Recognizing that people and relationships have been harmed when someone commits an offense, Diversion empowers all stakeholders to collectively address the needs of the victim, the community and the person who violated the law. Participants must take responsibility for their actions and engage in a restorative process aimed at repairing the harm. Completion of the Diversion Program results in a dismissal of the delinquency/criminal charge. During Fiscal Year 2020, WCDP's Diversion Program worked with 372 diversion participants, 26% of those referred cases involved incidents in Barre City.

Youth Substance Abuse Safety Program (YSASP)

YSASP provides an alternative to the civil court process for youth who violate Vermont's underage alcohol or marijuana laws. YSASP helps young people understand the impact on themselves and others of using substances and to lower their risk of future use, while connecting those identified as using at high-risk levels to professional substance use clinicians. YSASP follows an approach known as Screening, Brief

Intervention and Referral to Treatment (SBIRT). During Fiscal Year 2020, WCDP's YSASP Program worked with 128 youth, 31% of those referred cases involved incidents in Barre City.

Balanced and Restorative Justice Program (BARJ)

These services are provided to youth who are charged with a delinquency, have been adjudicated delinquent or are at-risk for involvement in the juvenile justice system. BARJ services vary depending on each individual, but consist of restorative interventions that reduce and eliminate further involvement in the juvenile justice system such as: restorative panels, restitution services, risk screening, and restorative classes/skills development. During Fiscal Year 2020, WCDP's BARJ Program worked with 57 youth, 37% of whom were Barre City residents.

Tamarack

This restorative justice program is for adults charged with a crime who have a substance use or mental health treatment need regardless of their criminal history. Pretrial Service Coordinators quickly connect those referred to substance use, mental health and other supportive community-based services. Participants must take responsibility for their actions and engage in a restorative process aimed at repairing the harm. Completion of the Tamarack Program results in a dismissal of the criminal charge. During Fiscal Year 2020, WCDP's Tamarack Program worked with 102 participants, 44% of those referred cases involved incidents in Barre City.

YOUTH SERVICE BUREAU
The Washington County Youth Service Bureau/Boys & Girls Club

**THE WASHINGTON COUNTY
YOUTH SERVICE BUREAU
BOYS & GIRLS CLUB**

2020 Annual Report

*The Washington County Youth Service Bureau/Boys & Girls Club
Is An Important Resource To The Residents Of Barre City*

During the past year (July 1, 2019 through June 30, 2020) The Wash-

ington County Youth Service Bureau/
Boys & Girls Club provided the fol-
lowing services to 323 young people
and families in Barre City (unduplicat-
ed total, some youth received multiple
program services):

WCYSB

Board of Directors

Dana Lawrence, *Chair*

David Batchelder

Bob Sheil

Earl Kooperkamp

Linda Babic

Paul Richardson

Vesta Bovair

Executive Director

Kreig Pinkham, MA

WCYSB

PO Box 627

Montpelier, VT 05601

652 Granger Road, Berlin

802-229-9151

www.wcysb.org

wcysb@wcysb.org



• **3 Teens** participated in the **Basement Teen Center** in Montpelier that provides supervised drop-in time, leadership opportunities, research-based prevention programming, activities & events for youth ages 12-18.

• **29 Youths** and their Families were assisted by the **Country Roads Program** that provides 24-hour crisis intervention, short-term counseling, and temporary, emergency shelter for youth who have runaway, are homeless, or are in crisis. 2 youth received emergency shelter; safe housing was brokered for 2 youth.

• **27 Youth** were provided with **Substance Abuse Treatment** through the Healthy Youth Program. This service includes substance abuse education, intervention, assessments, treatment and positive life skills coaching. Sup-

port is also available for families.

- **7 Teens** received critical supports through the **Transitional Living Program** that helps homeless youth ages 16-21 make the transition to independent living. This program teaches life skills and budgeting; assists with employment and education goals; and provides di-

rect rent assistance. 28 additional youth received light case management support while on a waiting list for housing.

- **7 Young men** were served by **Return House** that provides transitional housing support and intensive case management services to young men who are returning to Barre City from jail.
- **45 Youth** were served through the **Youth Development Program** which provides voluntary case management services to youth ages 15-22, who are, or have been, in the custody of the State through the Department for Children and Families.
- **231 Community Members** were served through the **47th Annual Free Community Thanksgiving Dinner** in Montpelier, which is organized by the Bureau (190 hot meals were delivered to Barre City residents)

This year's funding request represents a cost of approximately \$15.50 per person served. This is only a small fraction of the cost of the services provided by the Bureau. Most of the services provided to Barre City residents have involved multiple sessions, were provided by certified or licensed counselors, and emergency temporary shelter included 24-hour supervision, meals, and transportation. The Washington County Youth Service Bureau is a private, non-profit, social service agency. All programs and services are funded by foundations, state and federal grants, Medicaid and other insurance, private donations, area towns, and fundraising activities.

For Information and Assistance Call 229-9151 – 24 Hours a Day – 7 Days a Week



ALDRICH PUBLIC LIBRARY

2020 Annual Report

- Barre City Voter Approved Donation for 2018-2019: \$230,000
- Total Budget for 2018-2019: \$626,050
- Website Address: www.AldrichPublicLibrary.org
- Telephone Number for Services: 802-476-7550
- Physical Address: 6 Washington Street, Barre AND 134 Mill Street, East Barre
- Written Report/Job Title by: Loren Polk/ Library Director

Dear Friends,

Between July 2019 and March 2020, we continued to serve Barre residents as one of the only free and open community spaces. Neighbors came to the Aldrich Library, at the York branch on Mill Street and at our main location on the corner of Washington Street and Main Street, to connect with information, resources, and one another.

- Our new hours, implemented last year, kept Aldrich open 7 days a week with standard hours Monday through Friday, from 11am to 7pm. The introduction of Sunday hours in our East Barre location, from 12pm to 4pm, provided a popular afternoon activity as well.
- 70,100 visits occurred at our libraries in the last fiscal year, July through March. This is an average of over 7,000 visits per month!
- Visitors participated in 225 programs or browsed our collection of over 60,000 physical items through March.
- Our collection is curated to offer relevant and diverse titles with an eye for legacy holdings and new and current information. This year we added 2,207 titles to our collection, with an average institutional discount of 38% off list price.
- Our 7,761 registered patrons took home 102,580 items, and borrowed 9,787 of over 10,000 digital titles available to download online through our partner app, Libby.
- For those Barre residents unable to come to the library, our Outreach program brings information to homebound patrons. The Outreach team made 93 deliveries this year.
- Finally, individuals used our computers and printers or accessed our wireless internet services 35,453 times in the last fiscal year.

As our library closed with the Governor's "Stay Home, Stay Safe" order, our library staff continued to offer services to residents looking

for connection, reading materials, and resources to support continued learning. Between March and June, we worked from home and in the library, returning with curbside services by the end of FY2020.

- Even as we worked from home, we shifted phone services to answer calls from home and support residents in connecting to our catalogs and digital collections. If you ever need help connecting with community resources or reading materials, we are at the phones Monday through Friday.
- We remodeled our online catalog of items to allow for quicker and easier browsing, account access, and holds requests. Check out our new browsable catalog at www.aldrichpubliclibrary.org.
- With heightened demand for online materials, we increased purchasing for online e-books and audiobooks to connect readers using tech at home with less wait time.
- We implemented virtual programming to connect children to our collection, and saw 4,558 families participate in 24 online events!
- We partnered with Hunger Free Vermont to extend lunch services through the summer, delivering meals to over 1,200 kids this summer!

As we move through FY 2021, we continue to expand services in the building and through our website while using state and federal guidance to keep staff and our community safe. Find information on how to connect to computers, study tables, programs and our collection online.

Our world has changed a lot in the last year, but libraries have historical precedence for being on the frontlines of community recovery and connection. An afternoon in our local history section contains the stories of those in Barre who survived floods, fires, the Great Depression, and pandemics. Aldrich is a standing testament to the trials of the past 100 years, and we cannot wait to welcome you freely into our building -- to write the next chapter in the history of our resilient community, and to connect with one another once again.

Thank You!

37% of the library's operating budget each year comes from Barre City municipal appropriations approved by you, the voters – an average of just over \$25 per resident.

Another 20% of our operating budget comes from the tireless fundraising of our Friends, Trustees, and civic groups like the Barre Rotary – this is one of the most supportive community contributions in the state. And much of our work would not be possible without the

incredible efforts of volunteers who contribute over 2,500 hours each year to the library. We are honored to be your partner in creating a reading, learning community, and we can't wait to welcome you back into our free and open space again. Whether you support the library by volunteering, donating, voting, or simply continuing to use the library as your community space, we thank you!

Respectfully submitted,
Loren Polk,
AldrichDirector@gmail.com

Board of Trustees*Barre City:*Mike Smith, *Treasurer*Teddy Waszazak, *City Council Liaison*Lisa Liotta, *Secretary*

Rachel Rudi

*Barre Town:*Nancy Pope, *President*Rob Spring, *Vice President*Vacant, *Selectboard Liaison*



BARRE COMMUNITY JUSTICE CENTER

2020 Annual Report

The Barre Community Justice Center (BCJC) addresses conflict and crime by engaging citizens to promote shared responsibility for a safe and healthy community through education and involvement. Using the principles of restorative justice, which provides a way for those who have been affected by crime to have a voice and those who have committed wrongdoing to put things right. Restorative justice encourages responsibility, communication and amends making, ultimately promoting better relationships within the community. The BCJC has programs at various points along the continuum of criminal justice, primarily delivered by community members trained in the restorative justice principles and process.

This year we served many individuals through our restorative programs:

- Our Restorative Justice Panels, comprising 9 trained community volunteers, addressed 41 cases of low level crime referred by the courts, State's Attorney and police. Together, with input from victims, the Panels work collaboratively with each offender to create an individualized plan to deepen the understanding of the impact by his/her actions; to repair the harm to the victim and community; make a more positive connection with the community; and support behaviors that decrease the likelihood of future crimes. The Restorative Justice Panel members volunteered 365 hours.
- Our Safe Driving class is designed to teach about the real consequences of unsafe, impaired or distracted driving and the effects on the driver, his/her family and members of the community, and create a safe driving plan. A panel of victims who have either been injured themselves or lost loved ones during a car crash tell their stories. We gave the class 4 times this year and served 111 people.
- Through a collaboration with the Barre City Police Department we are host to the Starting Point program, which is a place for those in need of help to come and receive help with referrals to community service organizations, 46 clients were served in this program.
- Our Window/Tire Replacement program delivers financial relief to those who qualify whose car windows or tires were damaged by crime in Barre. In partnership with the Barre City Police and the Vermont Center for Crime Victim Services.
- Conflict assistance is offered to community members who are having quality of life issues and would like help to settle them. Cases

are referred from the Barre City Police, City Hall and Department of Corrections.

- Our Family Group Conferencing contract with the Department for Children and Families served 8 families. We continue to address delinquency cases with youth who, with their extended families, meet with affected parties to create a plan for putting the youth on a more positive track and making amends.
- Our Restorative Reentry Program, which promotes the principle of “no more victims,” works with people who have significant ties with the Barre community who committed serious offenses and have been released from prison to serve the remainder of their sentence in the community. By establishing and enforcing clear expectations of its participants for positive community behavior, the program helps to interrupt the cycle of criminal offending.

Participants engage in a weekly meeting of a Circle of Support and Accountability (COSA) team, made up of three to four trained community members, and the reentry specialist, who guide the core member towards success, while holding him/her accountable. We also offer transitional housing and case management support without a COSA in our CJC Transitional Housing Program which served 22 participants. The programs also collaborate with the local Dept. of Corrections Probation and Parole Office, Barre City Police and other agencies and organizations. We also served 46 clients with just service navigation, and 11 clients received the support of a COSA. We had 28 community (COSA) volunteers. Our COSA volunteers gave 850 hours of service. These restorative reentry programs supported a total of 68 participants.

Our work couldn't happen without the devotion of our 44 community volunteers. We continue to provide training so that they can do their best work as well as provide the community connections for our restorative responses. We have a volunteer Board of Directors that consists of 8 volunteers and Barre City Councilman who represents the city. Our volunteers gave a total 1500 hours of service!

We thank our volunteers, the City of Barre, Barre City Police Department, the Washington County State's Attorney's office and all those who support the Barre Community Justice Center and look forward to continuing our restorative services to our community.

Jeannie MacLeod, *Executive Director*

Board of Directors:

Robert Purvis; Roni Coleman; Mary Anne Owen; Betsy Reid;
Georgeanna Stapleton; Amy Donald; Pat Paola; Michael Boutin, Barre
City Council Representative



BARRE HISTORICAL SOCIETY

2020 Annual Report

The Old Labor Hall was dedicated on November 28, 1900, and reopened to the public 100 years later on Labor Day, September 2, 2000. That year the building was declared a National Historic Landmark under its original name, the Socialist Labor Party Hall. Now, twenty years later, the Hall has gradually been restored and resumed its original function as a community gathering place. The year 2020 has been a hard one for most community organizations like the Labor Hall, and we are grateful to our supporters and friends while we mourn the loss of those who were near and dear to us. May the Covid19 virus hurry as it departs.



Thomas C Davis – A Life in Vermont. Mark Greenberg’s extraordinary interviews with the late Thomas C. Davis were digitized, preserved, and made accessible this year on the Old Labor Hall website. The interviews were launched on May 1, 2020 as our annual Primo Maggio celebration – this time with socially-distanced listeners far and near. The technical work to make the launch possible was done by the late Marjorie Power, the longtime webmaster of the Barre Historical Society. She advised those who attended to have a glass of grappa and a plate of antipasti at hand for the world premiere of the recordings in keeping with the Italian heritage of the Labor Hall. Be sure to listen and look at your convenience: www.oldlaborhall.org/thomas-c-davis-a-life-in-vermont/

Funding from the Vermont Division for Historic Preservation. The restoration of the Labor Hall moved forward this year when we were awarded a grant from the Vermont Division for Historic Preservation. The south entrance porch to the building received a major upgrade with new granite steps donated by Rock of Ages Corporation at the base of both sets of stairs. The steps were installed by GCB Corporation and the handrails were restored by High Trail Ironworks. Extensive work on the brick and stone masonry of the main facade facing Granite Street as well as the chimney was done by Vermont Chimney/Artistone of Vermont. The decks of both porches as well as several interior floors were repaired and refinished by Vermont Floorworks of Barre.

Covid19 Relief. Funds from the Vermont Humanities Council provided us with an Emergency Relief Grant and reassured us that we could

keep the Labor Hall safe and even build toward the future during the pandemic. In March we closed the Labor Hall doors to the public and began soliciting funding and specialists to restore the three rooms on the second story of the Labor Hall. Once the virus has passed by, we look forward to reopening the Hall to the community and to inaugurating our long-dreamed-of labor studies center and offices.

Rise Up Bakery. The Union Cooperative Store Bakery – now known as Rise Up Bakery was built in 1913 to provide fresh bread for the coop food store located in the Labor Hall. Rise Up Bakery has been enjoying great success as a source of fresh, delicious sourdough bread made by Jim Haas and his wife Larissa. Jim is offering workshops on breadmaking techniques and has attracted a large group of loyal customers. This fall, the Barre Historical Society received two Awards of Excellence from the Vermont Historical Society: one for boardmember Carolyn Shapiro, whose hard work made possible the restoration of the bakery and who recruited Jim and Larissa. The second award was for the Rise Up Bakery itself. Vermont Historical Society Director Steve Perkins presented both awards at a special award ceremony held just outside the Labor Hall and the Bakery on October 14, 2020. Be sure to sample the bread from Rise Up Bakery – get the details at: www.riseupbakeryvt.org!

Marjorie Power, one of our earliest members and a key contributor to the success of the Labor Hall, passed away after a brief illness on July 25, 2020. Marj had been our webmaster for a number of years as well as the creator of our historical exhibits, publisher of our mailings, keeper of our sense of Labor Hall history, and much, much more. Marj's son Ben and daughter Rebecca inspired our organization to team up with the leaders of the Capital City Grange to host an auction of some of Marj's lovely contradance skirts as a benefit for both organizations. We miss her strength and determination and mourn her loss. Contributions in Marj's memory may be sent to the Labor Hall at the address below.

Community Support for the Labor Hall continues to enable us to push ahead with the work of restoring the building even while it is closed. We look forward to a renewed schedule of community events and family gatherings someday soon. This year we found a way to commemorate International Workers' Day (Primo Maggio), but our Soiree Sucree, the annual visit from the Bread & Puppeteers, and many other events were sorely missed. May the coming year bring health and safety to all. We look forward to celebrating with our neighbors and friends again soon.

The Board of Directors

Barre Historical Society



BARRE HOUSING AUTHORITY

2020 Annual Report

The Barre Housing Authority (BHA) owns and manages seven public housing properties in Barre City and Barre Town with a total of 361 units of affordable housing. BHA also administers 185 Section 8 Housing Choice Vouchers with private landlords. BHA makes payments in lieu of taxes (PILOT) to Barre City and Barre Town annually based on federal law and formula from the Department of Housing and Urban Development (HUD).

BHA is governed by a five member Board of Commissioners that are appointed to five- year terms by the Mayor of Barre. The Board of Commissioners meets every second Wednesday of the month at the BHA central office located at 30 Washington Street in Barre' across from the City Park. Meetings start promptly at 4:00 PM and are open to the public.

BHA works closely with all human service agencies in Central Vermont.

Operating Statement for BHA Properties for the 12 Months Ending March 31, 2019.

Operating Income	
Dwelling Rental	1,379,703.22
Excess Utilities	6,030.00
Interest on Investments	14,887.62
Laundry	47,465.99
Other Grant Revenue	121,115.00
Other Income	127,073.81
Operating Subsidy	883,273.00
TOTAL OPERATING INCOME	2,549,796.24
Operating Expenses	
Administration	557,935.45
Tenant Services	178,924.55
Utilities	807,261.26
Maintenance	677,170.00
General Expenses	462,029.57
Non-Routine Expenses	0.00
TOTAL OPERATING EXPENSES	2,683,320.83
NET INCOME (Loss)	(\$103,772.19)



CENTRAL VERMONT PUBLIC SAFETY AUTHORITY

"Together is Better"

2020 Annual Report



Central Vermont Public Safety Authority (CVPSA) exists to encourage regional public safety among its members: Barre City, the City of Montpelier, and the Capital Fire Mutual Aid System (CFMAS) a non-profit corporation whose members are most of the towns in Central Vermont. It has two members on the CVPSA Board.. CFMAS has contracted for several years with the City of Montpelier to provide dispatching services for fire and emergency medical services (EMS). CFMAS has established public safety radio communications transmitting facilities in the region. The cities of Barre and Montpelier maintain their own separate police communications systems but do use parts of the CFMAS system for fire and EMS services.

In 2019 CVPSA determined that a regional professional assessment of existing public safety communications systems would be in the public interest. In January 2020, Will Schwarz, Marshfield's Fire Chief and then a CVPSA board Member (he has since resigned) described the existing system as follows:

This is a complex, multi-layered issue.....For far too many years... (the system) has been patched together solely on an as needed basis, in short , a band aid approach...We are using equipment that is outdated... getting radio interference... We are having communication issues... during emergencies...

These reasons, as well as dead spots in the Cities, lead CVPSA to obtain proposals for a comprehensive public safety communications assessment from three firms who had performed similar work in other parts of the country. Bids submitted ranged from \$35,000 to \$79,000. In 2020 CVPSA proposed a ballot item for the two Cities of approximately \$25,000 each to help fund the project. CFMAS was not asked to support CVPSA's budget in fiscal year 2020 (July 1 2019 to June 30 2020) as that year was almost half over. However, the joining agreement obligated CFMAS to negotiate an amount to contribute in fiscal year 2021 (July 2020 to June 30 2021) to be voted on at March 2020 town meetings. It did not do so. Nevertheless, the voters in each city approved the ballot items at March 2020 town meetings. CVPSA began the process of selecting a firm to do the regional assessment. It anticipated the assistance of City professionals in determining which proposal was technically best, when COVID hit. The professionals were then unavailable to assist CVPSA. Accordingly the project was deferred.

In November 2020 CVPSA voted to restart the project. It revised its requests for service reduced in scope in some respects to meet City requirements, including the inability to communicate within buildings during emergencies as the greatest impediment both to public and firefighter safety. This deficiency was highlighted for assessment in the new request for proposals. Two new bids, one for approximately \$76,000 and one for \$43,819 were received in December 2020. Costs diverged based principally on the complexity of analysis for determining the best systems for communications in buildings.

Prior to CVPSA accepting either bid a member of the public filed and received answers to freedom of Information Requests (FOIA) to the Cities and CFMAS regarding any communications plans they had prepared to meet their own needs. These documents revealed plans to purchase radio equipment from vendors without competitive bidding, public discussion or considering regional cooperative needs. Montpelier revealed a need for costly dispatching radio consoles needed to maintain service to the City and the Towns. It noted the system was kept functioning by “band aid” repairs to obsolete equipment by cannibalizing discarded and non-manufacturer supported equipment to make repairs. CVPSA was not advised of these plans as it was soliciting bids for a regional assessment, but they did reinforce the need for a comprehensive assessment. The FOIA information also disclosed that in a November 2020 meeting held without public warning, CFMAS indicated an intention to withdraw from CVPSA in January 2012. Nevertheless, the CVPSA board, after obtaining assurances of full cooperation from all, determined to proceed with the assessment process.

CVPSA has funds on hand to finance the assessment which City voters supported. It will not seek additional funds in March 2021 town meetings. A board meeting to select a firm for this work will take place in early January 2021. The board expects the assessment to be completed in May 2021.

Respectfully submitted, Kimberly B. Cheney, Chair of CVPSA Board

2020 Board of Directors

Kimberly Cheney, Chair, At-Large term expires March 2022

Dona Bate, Secretary, At-Large term expires March 2023

Sally Dillion, CFMAS Appointment term expires March 2021

Doug Hoyt, At-Large term expires March 2021

Dan Richardson, Montpelier Council Appointment term
expires March 2022

Jim Ward, Barre City Council Appointment term expires March 2022

Non-Board Member Treasurer, Beverly Hill

Non-Board Member Assistant Treasurer, Kristine Hepburn

This fiscal year, the Commission met 15 times, with 11 meeting cancellations. We suspended meetings from March 12 - April 23, 2020 due to the Covid-19 pandemic, and resumed meetings via video call on May 14, 2020, once the City had developed a policy for holding remote public meetings.

Planning Commission Members, current as of January 2021

Michael Hellein (Chair)

David Sichel (Vice Chair)

Jackie Calder

Amanda Gustin

Thomas Lauzon

Rachel Rudi

Vacant

Staff Liaison

Janet Shatney, Planning Director



CENTRAL VERMONT REGIONAL PLANNING COMMISSION

2020 Annual Report – City of Barre

The Central Vermont Regional Planning Commission is a consortium of 23 towns and cities in Washington County and western Orange County. The Commission provides planning, development, and project implementation assistance to communities. All municipalities in the region are entitled to equal voting representation by a locally appointed member to the governing Board of Commissioners.

2020 Barre City Activities

- *Facilitated workforce development systems change planning project.*
- *Supported Twin Cities public safety communication funding cross-walk meeting.*
- *Completed funding research for railroad Bridge 308 removal to mitigate flooding.*
- *Secured transportation resources for homeless community COVID care response.*
- *Assisted with Local Emergency Management Plan update.*
- *Completed a bridge and culvert inventory.*
- *Reviewed the draft Barre City Plan prior to municipal adoption.*
- *Identified bridges, culverts, and road embankments that are vulnerable to damage from floods and estimated risk of damage so that potential mitigation measures could be identified.*

CVRPC Projects & Programs

Municipal plan and bylaw updates: Focus on predictable and effective local permitting through education, bylaw modernization, and plan updates.

- ❖ ***Brownfields:*** Complete environmental site assessments so properties can be sold, developed or redeveloped to benefit the community, stimulate the economy, create/protect jobs and increase housing opportunities.

- ❖ ***Transportation planning:*** Coordinate local involvement in transportation decisions through the Transportation Advisory Committee and provide studies, plans, data collection, and counts.
- ❖ ***Emergency planning:*** Better prepare our region and state for disasters by coordinating with local volunteers and the state on emergency planning, exercises, and training.
- ❖ ***Energy conservation and development:*** Foster projects that support energy conservation to save energy and tax dollars and identify opportunities for renewable energy generation.
- ❖ ***Natural resource planning and projects:*** Implement activities to protect water resources/supplies, enhance recreational opportunities, maintain the forest products industry, and enhance environmental health.
- ❖ ***Regional plans:*** Coordinate infrastructure, community development, and growth at the regional level through the development, adoption, and implementation of a regional plan.
- ❖ ***Geographic Information System services:*** Provide municipalities, state agencies, and regional groups with mapping and data analysis in support of their projects.
- ❖ ***Special projects:*** Complete special projects, such as downtown revitalization, recreation paths, farmland preservation, economic development, and affordable housing projects.
- ❖ ***Grants:*** Identify appropriate grant sources, define project scopes, write applications, and manage projects.

The Commission has no regulatory or taxing authority; each year, we request a per capita assessment from our members in support of local and regional planning activities and to help offset costs and provide local matching funds needed for state and federal funding.

Your continued support for local and regional planning is appreciated! CVRPC is your resource -- please contact us at 802-229-0389 or cvrpc@cvregion.com for assistance.



CENTRAL VERMONT SOLID WASTE MANAGEMENT DISTRICT

2020 Annual Report

The Central Vermont Solid Waste Management District serves 19-member cities and towns and approximately 52,000 residents to reduce and manage solid waste. Steve Micheli represents Barre City on the CVSWMD Board of Supervisors. CVSWMD is committed to providing quality programming, meeting state mandates and providing information and resources to our member communities.

In recognition of COVID-19 related fiscal challenges faced by our member municipalities, the CVSWMD Board reduced the FY21 per capita assessment to \$.50 (fifty cents) from \$1.00, beginning on July 1, 2020. The per capita assessment will likely return to the \$1.00 level next year.

In FY20, CVSWMD provided \$10,604.00 in School Zero Waste and Organizational Waste Reduction & Reuse Program Grants, and \$1,779.00 in Green Up Day Grants. The District invites all member municipalities to apply for an annual non-competitive Green Up Day Grant each spring.

Also in FY20, CVSWMD provided \$9,400.00 in Municipal Services Program grants. The District invites all member municipalities to apply for an annual Municipal Services Program Grant.

The District continues to provide award-winning programming, including:

- ***Residential Composting:*** CVSWMD sells Green Cone food digesters, Soil Saver composting bins and kitchen compost buckets to district residents at discounted rates.
- ***Outreach and Education:*** In FY20, CVSWMD provided 21 workshops and webinars on topics such as recycling, composting, safer cleaning, and reducing toxins in the home.
- ***School Programming:*** Our School Zero Waste Program works with 26 schools in the District, teaching solid waste lessons in classrooms and facilitating the recycling of paint, bulbs, electronics, batteries and more. In FY20, we taught 7 classroom lessons and conducted one tray waste audit for food waste at Barre City Elementary and Middle School. We also provided 3 classroom food waste receptacles for Spaulding High School. School Program Coordinators work with maintenance staff and teachers to help schools compost on site and mentor student groups who lead initiatives toward zero waste in their schools.

- ***Household Hazardous Waste (HHW):*** In FY20, CVSWMD provided 5 HHW collection events in which we collected Household Hazardous Waste and paint.
 - 208 households participated in the Barre Town household hazardous waste collection.
- ***Additional Recyclables Collection Center (ARCC):*** The ARCC, at 540 N. Main St. in Barre, is open M, W, F 10:30am-5:30pm and every third Saturday from 9am-1pm. The ARCC is a recycling drop-off for hard-to-recycle materials. Blue bin recyclables are not accepted at the ARCC. More info at cvswmd.org/arcc.
 - In FY20, 1,327 visitors from Barre City recycled at the ARCC.
- ***Web Site:*** CVSWMD posts useful information on what can be recycled, what can be composted, how to dispose of hazardous waste, leaf and yard waste disposal, Act 148, details of our special collections, and an A to Z Guide listing disposal options for many materials. For specific questions, call 802-229-9383.



Central Vermont Solid Waste Management District

137 Barre Street, Montpelier, VT 05602 | cvswmd.org | 229-9383



GREEN UP VERMONT

2020 Annual Report

Green Up Vermont celebrated its 50th Anniversary of Green Up Day on May 30, 2020. Although 99% of all events were cancelled due to the global pandemic, Green Up Day was successfully executed with social distancing by 14,000+ volunteers, cleaning up over 241 tons of litter, and 9,000 tires collected statewide. It is imperative for all of us to keep building awareness and stewardship for a clean Vermont environment. Green Up Vermont is a private nonprofit organization that relies on your town's support to execute the tradition of cleaning up our roads and waterways, while promoting civic pride and engagement.

Support from cities and town's is essential to our budget, enabling us to cover fourteen percent of our annual operating costs. Funds help pay for administrative and program support, which includes over 65,000 Green Up trash bags, education, and promotional outreach. Green Up Vermont also offers statewide educational components for grades K-12 by providing free activity booklets, poster art and writing contests, and a \$1,000 scholarship.

Early awareness initiatives for Green Up Day tripled the number of submissions to our annual poster art and writing contests and produced 184 applicants for our first ever scholarship. We also were able to offer "Greener" bags made with 70% post-consumer waste; add a Green Scuba team to clean in Lake Champlain; and had over 100 editorial stories in the news about our 50th as well as a national mention in the Washington Post.

Seventy-five percent of Green Up Vermont's budget comes from corporate partners and individual donors. Donations can be made to Green Up Vermont on Line 23 of the Vermont State Income Tax Form or anytime online at www.greenupvermont.org.

Keep up-to-date with Green Up Vermont by joining our newsletter, liking us on Facebook (@greenupvermont), following us on Instagram (greenupvermont), and by visiting our website.

Join us: Green Up Day, May 1, 2021



VERMONT GRANITE MUSEUM OF BARRE

2020 Annual Report

In January 2020, the museum was looking forward to a very exciting year filled with events, workshops, projects, and visitations. However, in late February, the future did not look at all as we had expected only weeks earlier. By March, our primary objectives were to ensure the safety of the museum's staff and volunteers and the financial stability of the museum. With substantial budget cuts, close watch over expenditures, sale of a little-used forklift, acquisition of grants, and the financial support of local businesses and the museum's members, the museum did well financially in 2020 and is prepared to face the coming year.

The COVID-19 pandemic may have forced the museum to dramatically change its plans for 2020, but the museum continued to make progress thanks to the hard work of the board, volunteers, staff, and a new AmeriCorps VISTA member. Each year, we work on facility and curation projects while also giving tours, designing exhibits, and hosting museum renters. All of these efforts continued despite COVID-19. Remarkably, volunteers put in hours equivalent to 2.5 full-time employees. Hundreds of volunteer hours were spent improving the museum and its property, especially the museum's $\frac{3}{4}$ -mile walking trail, which saw a dramatic increase in use due to the closure of local parks and trails. Volunteers also spent hundreds of hours organizing, scanning, and cataloging collections in preparation for their use in developing new exhibits and programs. In June, the museum acquired the Rock of Ages Corporation archival collection, consisting of nearly 175 boxes and dozens of artifacts. This collection will be the source of future exhibits, articles, educational programs, and academic research projects.

At the beginning of the pandemic, Norwich University announced a new partnership with the Vermont Granite Museum involving the creation of a Bachelor of Science in the Design Arts. The museum will be the site of college courses in sculpting and dry laid stone wall construction taught by our local artists. The museum also began instruction in Norwich University's Public History concentration within their Masters in History degree program. To provide instructional space for the new Design Arts program, construction began in the Fall of a new clay and plaster classroom in the museum's Stone Arts School, and there

are plans to create within the museum a lecture room/computer lab and technology lab in 2021. The pandemic has slowed the museum's involvement and progress in these new initiatives but we look forward to their future growth.

Between July and October, the museum opened on a limited basis following COVID-19 restrictions. Many visitors noted that even without the museum's 15 interactive stations (closed due to COVID-19), the museum is an interesting place to visit and provides lots of information about area attractions and businesses. To the delight of visitors, the museum hosted the annual "Art Rocks!" gallery show of artists from the Palatteers of Vermont. This year each artist used an old window from the Jones Brothers Company granite shed to frame a painting or piece of artwork. The museum distributed to visitors hundreds of brochures of Hope, Elmwood, and Green Mount cemeteries, Barre's downtown sculptures, and the Millstone Hill Trails. These outdoor activities promoted by the museum were of great interest to the museum's visitors due to COVID-19 restrictions.

The Vermont Granite Museum is planning for another difficult year ahead in 2021 as the nation continues to struggle under the health and economic crisis caused by COVID-19. Thanks to the museum's volunteers and supporters helping us to establish a sustainable and vibrant institution, the museum will continue to serve Barre City residents and its visitors in 2021 and beyond. We hope to see you at the Museum sometime soon and we thank you for your support!

For information about the museum, membership, volunteer opportunities, or tours, please call us at 802-476-4605, visit us at 7 Jones Brothers Way, or contact us online at www.vtgranitemuseum.org, Facebook, Twitter, or Instagram.

Board of Trustees

Alicia Calcagni, Chair

Michael Pope, Vice Chair

Jordan Keyes, Secretary

Paul Hutchins, Treasurer

Gina Akley

Norm Akley

Peter Anthony

Doug Grahn

Regan Howard

Patricia Meriam

Robert Pope

Scott A. McLaughlin, PhD, Executive Director



THE VERMONT LEAGUE OF CITIES AND TOWNS

2020 Annual Report

Serving and Strengthening Vermont Local Government

About the League. The Vermont League of Cities and Towns (VLCT) is a nonprofit, nonpartisan organization, owned by its member municipalities, with a mission to serve and strengthen Vermont local government. It is directed by a 13-member Board of Directors elected by the membership and comprising municipal officials from across the state. The most recent audited financial statements are posted on our website, vlct.org/about/audit-reports, and show that our positive net position continues.

Member Benefits. All 246 Vermont cities and towns are members of VLCT, as are 139 other municipal entities that include villages, solid waste districts, regional planning commissions, and fire districts. Members have exclusive access to a wide range of specialized benefits, expertise, and services, including:

- **Legal, consulting, and education services**, including prompt responses to member questions that often involve how to comply with state and federal requirements. In 2020, VLCT's timely legal and technical assistance included answering more than 4,000 legal questions and publishing guidance, templates, research reports, and several new groups of FAQs explaining how municipalities can implement the state's COVID-19 requirements. To support Vermont's towns and cities in responding to the pandemic, VLCT quickly researched, assembled, and distributed important information about fiscal impacts, grant opportunities, and how to adapt town operations, hold public meetings remotely.
- **Trainings and timely communications on topics of specific concern to officials** who carry out their duties required by state law, as well as pertinent statewide topics. In response to the pandemic, the League provided online trainings, a virtual week-long conference, and timely announcements and information from state officials about how to comply with requirements and access to funding and assistance.

- **Representation before the state legislature and state agencies**, ensuring that municipal voices are heard collectively and as a single, united voice. VLCT's recent legislative efforts have helped provide cities and towns additional resources to achieve tangible results on pressing issues such as responding to the COVID-19 pandemic, road and bridge repair, cybersecurity, housing and economic growth, renewable energy, emergency medical services, equity and inclusion, and ensuring the quality of our drinking water. Members are also represented at the federal level to Vermont's Congressional delegation and through our partner, the National League of Cities.
- **Access to two exceptional insurance programs.** The Property and Casualty Intermunicipal Fund (PACIF) provides comprehensive and cost-effective property, liability, and workers' compensation insurance coverage, programs, and services that protect the assets of your community. The VLCT Employment Resource and Benefits (VERB) Trust provides unemployment insurance, life, disability, dental, and vision insurance products to members at a competitive price. Both programs offer coverage and products that members need and ask for, help Vermont municipalities stretch their budgets, and are *only* available to VLCT members.
- **Access to a host of educational and informative materials and member conferences**, including a news magazine, handbooks, reports, articles, and events that all focus on the needs of local government and provide additional educational and networking opportunities.

At the heart of all these activities is VLCT's commitment to serving as a good steward of member assets, and we are proud of the progress we continue to make in that effort. Members are welcome to contact VLCT anytime to ask questions, and to access resources that can help each official and employee carry out the important work of local government. For a comprehensive list of member benefits and services, please visit vlct.org/memborguide to download the VLCT Member Guide.

To learn more about the Vermont League of Cities and Towns, visit the VLCT website at vlct.org.



RETIRED SENIOR VOLUNTEER PROGRAM (RSVP)

2020 Annual Report

The Retired Senior Volunteer Program (RSVP) engages, inspires, and recognizes volunteers who serve Older Vermonters in Barre City and the communities of Central Vermont and the Northeast Kingdom. Our program focuses on the healthy future of Vermont's seniors with measurable outcomes in companionship, wellness programs and home delivered meals.

In Barre City we served 20 volunteers who provided 1519 hours of service. There are 526 RSVP volunteers in our combined service that includes the counties of Orange, Lamoille, Washington, Essex, Caledonia and Orleans who collectively served 45,031 hours. We do not track the income level of our volunteers.

The funding requested from Barre City is used to help offset the cost of supporting those volunteers. These costs are: training, recognition, travel, insurance, and coordination time.

RSVP volunteers serve their community by leading evidence based wellness programs at the Barre Senior Center. These programs are designed to improve balance, increase strength and provide social connections. RSVP volunteers also serve at meal sites, visit people in their homes, and deliver Meals on Wheels all with the goal of improving the healthy futures of older Vermonters.

RSVP volunteer Ilene Elliott leads the Arthritis Foundation Exercise Program at the Barre Area Senior Center she has had to adapt, but is still able to make sure older Vermonters have access to exercise classes "The Barre Area Senior Center re-opened in July, after closing in March, but a lot of people did not return to class due to concerns about COVID. When the center closed again in mid-November, I started offering classes via Zoom. Enrollment has doubled! People are delighted to follow the AFEP routine from their living rooms. I open the Zoom meeting a 1/2 hour before class starts so people can chat and check in with each other."

RSVP volunteer Bernadette Rose leads the Tai Chi exercise program Barre Area Senior Center has also figured out how to continue to offer exercise classes. "When our small, consistent group of tai chi students faced an end to Tai Chi group because of COVID, we came up with

meeting outdoors, masked, and distanced, checking the weather for “best days”. We became the “Sunny Day Tai Chi Club”. Most of us lived by ourselves or had isolating life conditions. I’d been recovering from an injury, so we had already suffered not gathering all fall. Fall Prevention Tai Chi not only helped our bodies, and minds, but the regularity and dedication to our once-a-week practice, has sustained us on many levels. We continue to meet once a week, now with hat, gloves and jackets on.

For more information, or to volunteer in Barre City, please contact us at 476-2664 or visit us online at www.cvcoa.org/rsvp.html

RSVP is an invitation to serve. Sponsored by the Central Vermont Council on Aging, it is a national program designed to provide opportunities for persons who continue to remain actively involved in the life of their community. The aim is to develop specific volunteer opportunities that utilize the particular skills and interests of each individual volunteer, at the same time keeping an eye to what needs to get done in the community. Offices are located in Morrisville, Barre, and St. Johnsbury or visit www.cvcoa.org/rsvp to learn of other opportunities in your community.

59 N. Main St., Suite 200 Barre, VT 05641



**VERMONT DEPARTMENT
OF HEALTH
REPORT FOR BARRE CITY**

2020 Annual Report

At the Vermont Department of Health our twelve Local Health District Offices around the state provide health services and promote wellness for all Vermonters. More info on your local health office can be found here: <https://www.healthvermont.gov/local>

COVID-19

2020 has been a challenging year for Vermonters. However, the Vermont Department of Health has been recognized as a national leader in managing the virus. This is what the Health Department has done in your community:

- COVID-19 Testing:
 - Since May 2020, the Health Department has provided no-cost Covid-19 testing. Through November 17, 2020, the Vermont Department of Health has held 509 testing clinics, testing 40,796 Vermonters. This important work helps to identify the spread of Covid-19 and is just one of the many ways your Health Department is promoting and protecting the health of Vermonters.
 - Statewide, 224,284 people have been tested as of November 30, 2020
- COVID-19 Cases:
 - As of November 25, 2020, Vermont had the fewest cases of COVID-19 and the lowest rate of cases per 100,000 population of all 50 states.
 - Statewide, as of November 30, 2020, there have been 4,172 cases of COVID-19
- Even more up-to-date information can be found on the Health Department's website: <https://www.healthvermont.gov/currentactivity>

Additional Programs

In addition to the COVID-19 response, the Health Department has programs such as influenza vaccinations and WIC.

- Flu Vaccinations: Protecting people from influenza is particularly important in 2020, as the flu may complicate recovery from COVID-19. (Data is as of November 17, 2020)

- Approximately 213,00* Vermonters have been vaccinated against the flu this season *(Due to technology outages, flu vaccinations given are underreported by approximately 25%-33%.)
- WIC: The Women, Infants, and Children Nutrition Education and Food Supplementation Program remains in full effect, though much of the work that was done in person is now being done remotely through TeleWIC. (Data is as of October 20, 2020)
 - 11,308 infants, children, and pregnant, postpartum, and breastfeeding people were served by WIC in Vermont, either in traditional format or TeleWIC

Learn more about what we do on the web at www.healthvermont.gov

Join us on www.facebook.com/healthvermont

Follow us on www.twitter.com/healthvermont

ONE HUNDRED AND TWENTY FIFTH REPORT

--- of the ---

CITY OF BARRE

SCHOOL DISTRICT

BARRE, VERMONT

For the Year Ending

June 30, 2020

BARRE UNIFIED UNION SCHOOL DISTRICT**WARNING****FOR****March 3, 2020****VOTE**

The legal voters of the Barre Unified Union School District who are residents of the City of Barre and the Town of Barre, are hereby notified and warned to meet at their respective polling places: Barre City residents meet at the Barre City Municipal Auditorium and Barre Town residents meet at the Barre Town Middle and Elementary School gymnasium; on Tuesday, March 3, 2020 between the hours of seven (7:00) o'clock in the forenoon (a.m.) at which time the polls will open and seven (7:00) o'clock in the afternoon (p.m.) at which time the polls will close; to vote by Australian ballot upon the following Articles of business:

ARTICLE I

To elect three members to the Barre Unified Union School District Board for the ensuing term commencing March 4, 2020 as follows:

- ~One Barre Town Director for a term of three (3) years.
- ~Two Barre City District Directors for a term of three (3) years.

ARTICLE II

Shall the voters of the Barre Unified Union School District approve the school board to expend \$48,479,968, which is the amount the school board has determined to be necessary for the ensuing fiscal year? It is estimated that this proposed budget, if approved, will result in education spending of \$15,074 per equalized pupil. This projected spending per equalized pupil is 11% higher than spending for the current year.

ARTICLE III

Shall the voters of the school district approve the school board to expend \$3,130,436, which is the amount the school board has determined necessary for the support of the Central Vermont Career Center for the ensuing fiscal year?

ARTICLE IV

Shall bonds or notes of the Barre Unified Union School District in an

amount not to exceed Two Million Seven Hundred Fifty Thousand Dollars (\$2,750,000), subject to reduction from available state and federal grants-in-aid and other financial assistance, be issued for the purpose of acquiring real estate located at 91 Allen Street in the City of Barre, and rehabilitating the same for use by the Spaulding Educational Alternatives program, the estimated cost thereof being Two Million Seven Hundred Fifty Thousand Dollars (\$2,750,000)?

~~~~~

The legal voters and residents of Barre Unified Union School District are further warned and notified that an informational meeting will be held in the Library at the Spaulding High School and the Central Vermont Career Center in the City of Barre on Monday, March 2, 2020 commencing at five-thirty (5:30) in the afternoon (p.m.) for the purpose of explaining the articles to be voted on by Australian ballot.

The legal voters of Barre Unified Union School District are further notified that voter qualification, registration and absentee voting relative to said election shall be as provided in Chapters 43, 51, and 55 of Title 17, Vermont Statutes Annotated.

Adopted and approved at a meeting of the Board of School Directors of the Barre Unified Union School District held on January 9, 2020, and amended and approved at a meeting of the Board of School Directors of the Barre Unified Union School District held on January 23, 2020. Received for the record and recorded in the records of the Barre Unified Union School District on January 24, 2020.

ATTEST:

/S/ Donna Kelty, Clerk

Barre Unified Union School District

/S/ Paul Malone

/S/ Sonya Spaulding

/S/ Anthony Folland

/S/ Victoria Pompei

/S/ Giuliano Cecchinelli

/S/ J. Guy Isabelle

/S/ Rebecca Kerin-Hutchins

/S/ Timothy Boltin

/S/ Gina Akley

Barre Unified Union School District Board of School Directors

**BARRE UNIFIED UNION SCHOOL DISTRICT****WARNING EXTRACT****ANNUAL MEETING****MARCH 3, 2020**

The legal voters of the Barre Unified Union School District who are residents of the City of Barre and the Town of Barre, are hereby notified and warned to meet at their respective polling places: Barre City residents meet at the Barre City Municipal Auditorium and Barre Town residents meet at the Barre Town Middle and Elementary School gymnasium; on Tuesday, March 3, 2020 between the hours of seven (7:00) o'clock in the forenoon (a.m.) at which time the polls will open and seven (7:00) o'clock in the afternoon (p.m.) at which time the polls will close; to vote by Australian ballot upon the following Article of business:

**ARTICLE IV**

Shall bonds or notes of the Barre Unified Union School District in an amount not to exceed Two Million Seven Hundred Fifty Thousand Dollars (\$2,750,000), subject to reduction from available state and federal grants-in-aid and other financial assistance, be issued for the purpose of acquiring real estate located at 91 Allen Street in the City of Barre, and rehabilitating the same for use by the Spaulding Educational Alternatives program, the estimated cost thereof being Two Million Seven Hundred Fifty Thousand Dollars (\$2,750,000)?

The legal voters and residents of Barre Unified Union School District are further warned and notified that an informational hearing will be held in the Library at the Spaulding High School and the Central Vermont Career Center in the City of Barre on Monday, March 2, 2020 commencing at five-thirty (5:30) in the afternoon (p.m.) for the purpose of describing the proposed improvements and the financing thereof.

Adopted and approved January 23, 2020.

ATTEST:

/S/ Donna Kelty, Clerk  
Barre Unified Union School District

/S/ Paul Malone, Chair,  
Board of School Directors  
Barre Unified Union School District

City of Barre  
Official Annual City, Public Safety Authority, and  
BUUSD School District Meeting Results  
March 3, 2020

| <u>Voted Item</u>                                                                                                                                        | <u>Ward I</u> | <u>Ward II</u> | <u>Ward III</u> | <u>Totals</u> |
|----------------------------------------------------------------------------------------------------------------------------------------------------------|---------------|----------------|-----------------|---------------|
| <b>Article XXIX-Shall the Barre City Voters authorize the expenditure of \$5,000 for Washington County Youth Service Bureau / Boys &amp; Girls Club?</b> |               |                |                 |               |
| Yes                                                                                                                                                      | 530           | 442            | 377             | 1349          |
| No                                                                                                                                                       | 213           | 122            | 163             | 498           |
| Overvotes                                                                                                                                                | 1             | 0              | 0               | 1             |
| Undervotes                                                                                                                                               | 30            | 44             | 30              | 104           |
| Totals                                                                                                                                                   | 774           | 608            | 570             | 1952          |

**Central Vermont Public Safety Authority Meeting  
FOR AT LARGE BOARD MEMBER (vote for not more than one)**

| <b>Three-Year Term</b> |     |     |     |      |
|------------------------|-----|-----|-----|------|
| DONA BATE              | 573 | 457 | 405 | 1435 |
| Write-ins              | 5   | 1   | 2   | 8    |
| Overvotes              | 1   | 0   | 0   | 1    |
| Undervotes             | 195 | 150 | 163 | 508  |
| Totals                 | 774 | 608 | 570 | 1952 |

**ARTICLE I - Shall the voters of the Central Vermont Public Safety Authority (CVPSA) appropriate the sum of \$50,000 (\$26,500 from Barre City and \$23,500 from the City of Montpelier) for A Central Vermont Public Safety Telecommunications Needs Assessment and Improvement Plan and CVPSA operating budget for the fiscal year July 1, 2020 to June 30, 2021.**

|            |     |     |     |      |
|------------|-----|-----|-----|------|
| Yes        | 454 | 372 | 317 | 1143 |
| No         | 269 | 181 | 205 | 655  |
| Overvotes  | 1   | 0   | 0   | 1    |
| Undervotes | 50  | 55  | 48  | 153  |
| Totals     | 774 | 608 | 570 | 1952 |

**Barre Unified Union School District**

**FOR SCHOOL BOARD (vote for not more than two)**

| <b>Three-Year Term</b> |      |      |      |      |
|------------------------|------|------|------|------|
| TIM BOLTIN             | 575  | 455  | 422  | 1452 |
| Write-ins              | 8    | 14   | 10   | 32   |
| Overvotes              | 0    | 0    | 0    | 0    |
| Undervotes             | 965  | 747  | 708  | 2420 |
| Totals                 | 1548 | 1216 | 1140 | 3904 |

**ARTICLE II - Shall the voters of the Barre Unified Union School District approve the school board to expend \$48,479,968, which is the amount the school board has determined to be necessary for the ensuing fiscal year? It is estimated that this proposed budget, if approved, will result in education spending of \$15,074 per equalized pupil. This projected spending per equalized pupil is 11% higher than spending for the current year.**

|            |     |     |     |      |
|------------|-----|-----|-----|------|
| Yes        | 387 | 346 | 284 | 1017 |
| No         | 355 | 220 | 260 | 835  |
| Overvotes  | 0   | 1   | 0   | 1    |
| Undervotes | 32  | 41  | 26  | 99   |
| Totals     | 774 | 608 | 570 | 1952 |

City of Barre  
 Official Annual City, Public Safety Authority, and  
 BUUSD School District Meeting Results  
 March 3, 2020

| <u>Voted Item</u>                                                                                                                                                                                                                                            | <u>Ward I</u> | <u>Ward II</u> | <u>Ward III</u> | <u>Totals</u> |
|--------------------------------------------------------------------------------------------------------------------------------------------------------------------------------------------------------------------------------------------------------------|---------------|----------------|-----------------|---------------|
| <b>ARTICLE III - Shall the voters of the school district approve the school board to expend \$3,130,436, which is the amount the school board has determined necessary for the support of the Central Vermont Career Center for the ensuing fiscal year?</b> |               |                |                 |               |
| Yes                                                                                                                                                                                                                                                          | 471           | 399            | 345             | 1215          |
| No                                                                                                                                                                                                                                                           | 284           | 163            | 208             | 655           |
| Overvotes                                                                                                                                                                                                                                                    | 0             | 0              | 1               | 1             |
| Undervotes                                                                                                                                                                                                                                                   | 19            | 46             | 16              | 81            |
| Totals                                                                                                                                                                                                                                                       | 774           | 608            | 570             | 1952          |

**ARTICLE IV - Shall bonds or notes of the Barre Unified Union School District in an amount not to exceed Two Million Seven Hundred Fifty Thousand Dollars (\$2,750,000), subject to reduction from available state and federal grants-in-aid and other financial assistance, be issued for the purpose of acquiring real estate located at 91 Allen Street in the City of Barre, and rehabilitating the same for use by the Spaulding Educational Alternatives program, the estimated cost thereof being Two Million Seven Hundred Fifty Thousand Dollars (\$2,750,000)?**

|            |     |     |     |      |
|------------|-----|-----|-----|------|
| Yes        | 384 | 328 | 263 | 975  |
| No         | 357 | 227 | 276 | 860  |
| Overvotes  | 0   | 0   | 0   | 0    |
| Undervotes | 33  | 53  | 31  | 117  |
| Totals     | 774 | 608 | 570 | 1952 |

At the Polling Places of this municipality, the foregoing persons/items received the number of votes indicated on the page of this Official Return of Votes.

\_\_\_\_\_  
 Carolyn S. Dawes, Presiding Officer

\_\_\_\_\_  
 Cheryl Metivier, Other Election Official

\_\_\_\_\_  
 Date



## TOWN OF BARRE, VERMONT

Donna Kely, Town Clerk-Treasurer  
P.O. Box 124, 149 Websterville Road  
Websterville, VT 05678-0124

### CERTIFICATE OF ELECTION BARRE UNIFIED UNION SCHOOL DISTRICT

I, Donna J. Kely, Clerk of the Barre Unified Union School District, have received the Official Return of Votes for the Annual Barre Unified Union School District Meeting legally warned and held at the Barre Town Middle & Elementary School, in Barre Town, Vermont, and Barre City Auditorium, Barre City, Vermont, on Tuesday, March 3, 2020. The various questions having been duly taken, sorted, counted and also tabulated, the following had the number of votes annexed to their names/items, respectively, for the offices stated:

**Article I** – To elect three members to the Barre Unified Union School District Board for the ensuing term commencing March 4, 2020 as follows: One Barre Town Director for a term of three (3) years. Two Barre City District Directors for a term of three (3) years.

| Voted Item       | Barre City  | Barre Town  | Total       |
|------------------|-------------|-------------|-------------|
| Alice S. Farrell | 0           | 2040        | 2040        |
| Tim Bolton       | 1452        | 0           | 1452        |
| Write-In         | 32          | 26          | 58          |
| Undervotes       | 2420        | 330         | 2750        |
| Overvotes        | 0           | 10          | 10          |
| <b>Total</b>     | <b>3904</b> | <b>2406</b> | <b>6310</b> |

**Article II** - Shall the voters of the Barre Unified Union School District approve the school board to expend \$48,479,968, which is the amount the school board has determined to be necessary for the ensuing fiscal year? It is estimated that this proposed budget, if approved, will result in education spending of \$15,074 per equalized pupil. This projected spending per equalized pupil is 11% higher than spending for the current year.

| Voted Item   | Barre City  | Barre Town  | Total       |
|--------------|-------------|-------------|-------------|
| Yes          | 1017        | 1210        | 2227        |
| No           | 835         | 1167        | 2002        |
| Undervotes   | 99          | 22          | 121         |
| Overvotes    | 1           | 7           | 8           |
| <b>Total</b> | <b>1952</b> | <b>2406</b> | <b>4358</b> |

Article III - Shall the voters of the school district approve the school board to expend \$3,130,436, which is the amount the school board has determined necessary for the support of the Central Vermont Career Center for the ensuing fiscal year?

| Voted Item   | Barre City  | Barre Town  | Total       |
|--------------|-------------|-------------|-------------|
| Yes          | 1215        | 1557        | 2772        |
| No           | 655         | 817         | 1472        |
| Undervotes   | 81          | 26          | 107         |
| Overvotes    | 1           | 6           | 7           |
| <b>Total</b> | <b>1952</b> | <b>2406</b> | <b>4358</b> |

Article IV- Shall bonds or notes of the Barre Unified Union School District in an amount not to exceed Two Million Seven Hundred Fifty Thousand Dollars (\$2,750,000), subject to reduction from available state and federal grants-in-aid and other financial assistance, be issued for the purpose of acquiring real estate located at 91 Allen Street in the City of Barre, and rehabilitating the same for use by the Spaulding Educational Alternatives program, the estimated cost thereof being Two Million Seven Hundred Fifty Thousand Dollars (\$2,750,000)?

| Voted Item   | Barre City  | Barre Town  | Total       |
|--------------|-------------|-------------|-------------|
| Yes          | 975         | 1172        | 2147        |
| No           | 860         | 1191        | 2051        |
| Undervotes   | 117         | 38          | 155         |
| Overvotes    | 0           | 5           | 5           |
| <b>Total</b> | <b>1952</b> | <b>2406</b> | <b>4358</b> |

Dated March 4, 2020 at Websterville, Vermont.

ATTEST:



Donna J. Kelty, Barre Town Clerk-Treasurer  
Clerk of the Barre Unified Union School District.

**Barre Unified Union School District Annual Meeting (Washington -2-)  
OFFICIAL RESULTS for March 3, 2020**

At the Annual Barre Unified Union School District Meeting legally warned and held at the Barre Town Middle & Elementary School, in Barre Town, Vermont, on Tuesday, March 3, 2020, various questions having been duly taken, sorted, counted and also tabulated, the following had the number of votes annexed to their names/items, respectively, for the offices stated:

| Voted Item                                                                                                                                                                                                                                                            | Tabulator   | Hand Tally | Totals      |
|-----------------------------------------------------------------------------------------------------------------------------------------------------------------------------------------------------------------------------------------------------------------------|-------------|------------|-------------|
| Article 1 - To elect three members to the Barre Unified Union School District Board for the ensuing term commencing march 4, 2020 as follows: One Barre Town Director for a term of three (3) years. Two Barre City District Directors for a term of three (3) years. |             |            |             |
| <b>FOR SCHOOL DIRECTOR (Vote for not more than one)</b>                                                                                                                                                                                                               |             |            |             |
| <b>Term ending March 2023</b>                                                                                                                                                                                                                                         |             |            |             |
| Alice S. Farrell                                                                                                                                                                                                                                                      | 2040        | 0          | 2040        |
| Write-Ins                                                                                                                                                                                                                                                             | 26          | 0          | 26          |
| Defective                                                                                                                                                                                                                                                             | 5           | 0          | 5           |
| Undervotes                                                                                                                                                                                                                                                            | 330         | 0          | 330         |
| Overvotes                                                                                                                                                                                                                                                             | 5           | 0          | 5           |
| <b>Totals</b>                                                                                                                                                                                                                                                         | <b>2406</b> | <b>0</b>   | <b>2406</b> |

Article II - Shall the voters of the Barre Unified Union School District approve the school board to expend \$48,479,968, which is the amount the school board has determined to be necessary for the ensuing fiscal year? It is estimated that this proposed budget, if approved, will result in education spending of \$15,074 per equalized pupil. This projected spending per equalized pupil is 11% higher than spending for the current year.

|               |             |          |             |
|---------------|-------------|----------|-------------|
| Yes           | 1210        | 0        | 1210        |
| No            | 1167        | 0        | 1167        |
| Defective     | 5           | 0        | 5           |
| Undervotes    | 22          | 0        | 22          |
| Overvotes     | 2           | 0        | 2           |
| <b>Totals</b> | <b>2406</b> | <b>0</b> | <b>2406</b> |

Article III - Shall the voters of the school district approve the school board to expend \$3,130,436, which is the amount the school board has determined necessary for the support of the Central Vermont Career Center for the ensuing fiscal year?

|               |             |          |             |
|---------------|-------------|----------|-------------|
| Yes           | 1557        | 0        | 1557        |
| No            | 817         | 0        | 817         |
| Defective     | 5           | 0        | 5           |
| Undervotes    | 26          | 0        | 26          |
| Overvotes     | 1           | 0        | 1           |
| <b>Totals</b> | <b>2406</b> | <b>0</b> | <b>2406</b> |



Article IV - Shall bonds or notes of the Barre Unified Union School District in an amount not to exceed Two Million Seven Hundred Fifty Thousand dollars (\$2,750,000), subject to reduction from available state and federal grants-in-aid and other financial assistance, be issued for the purpose of acquiring real estate located at 91 Allen Street in the City of Barre, and rehabilitating the same for use by the Spaulding Educational Alternatives program, the estimated cost thereof being Two Million Seven Hundred Fifty Thousand Dollars (\$2,750,000)?

|            |             |          |             |
|------------|-------------|----------|-------------|
| Yes        | 1172        | 0        | 1172        |
| No         | 1191        | 0        | 1191        |
| Defective  | 5           | 0        | 5           |
| Undervotes | 38          | 0        | 38          |
| Overvotes  | 0           | 0        | 0           |
| Totals     | <u>2406</u> | <u>0</u> | <u>2406</u> |

I, Donna J. Kelly, Barre Town Clerk-Treasurer and Presiding Officer, do certify the foregoing persons receive the number of votes indicated on the page of this Official Return of Votes.

Dated: March 3, 2020

Attest:

*Donna J. Kelly*



**BARRE UNIFIED UNION SCHOOL DISTRICT  
ANNUAL MEETING**

**WARNING  
FOR  
March 2, 2020**

The legal voters of Barre Unified Union School District, are hereby warned to meet at the Spaulding High School Library in the City of Barre, Vermont, on Monday, March 2, 2020 at 5:30 p.m. to act on the following articles:

ARTICLE 1. To elect a moderator for a one-year term.

ARTICLE 2. To elect a clerk for a one-year term.

ARTICLE 3. To elect a treasurer for a one-year term.

ARTICLE 4. To determine what compensation shall be paid to the officers of the district:

|           |            |               |
|-----------|------------|---------------|
| Moderator | \$100      | To Be Elected |
| Clerk     | \$100/year | To Be Elected |
| Treasurer | \$750/year | To Be Elected |

Board Members \$2,500/year for each

Board Chair \$4,000/year

ARTICLE 5. Shall the voters authorize the District to borrow money pending receipt of payments from the State Education Fund by the issuance of its notes or orders payable not later than one year from date: provided, however, that the District is authorized by Vermont Statutes to borrow sufficient funds to meet pending obligations?

ARTICLE 6. To do any other business proper to come before said meeting.

ARTICLE 7. To adjourn.

Adopted and approved at a meeting of the Board of School Directors of Barre Unified Union School District held on January 23, 2020. Received for the record and recorded in the records of the on January 24, 2020.

ATTEST:

/S/ Donna Kelty, Clerk  
Barre Unified Union School District

/S/ Paul Malone, Chair  
/S/ Sonya Spaulding, Vice-Chair  
/S/ Victoria Pompei, Clerk  
/S/ Gina Akley  
/S/ Tim Boltin  
/S/ Giuliano Cecchinelli  
/S/ Anthony Folland  
/S/ J. Guy Isabelle  
/S/ Rebecca Kerin-Hutchins

Barre Unified Union School District Board of Directors

**BARRE UNIFIED UNION SCHOOL DISTRICT  
ANNUAL MEETING**

Spaulding High School – Library

March 2, 2020

5:30 p.m.

**PRESENT:**

Tom Koch, Moderator  
Carol Dawes, Barre City Clerk  
Donna Kelty, Barre Town Clerk  
John Pandolfo, Superintendent  
Gina Akley  
Tim Boltin – arrived at 5:42 p.m.  
Giuliano Cecchinelli  
Paul Malone  
Sonya Spaulding

**1. Call to Order**

The Moderator, Tom Koch, called the Monday, March 2, 2020, meeting to order at 5:32 p.m., which was held at Spaulding High School, 155 Ayers Street, Barre, Vermont. It was noted that there is no Article 6. Articles are warned as Articles 1f through 5, and Article 7.

Hearing no objection, the assembly agreed to waive the reading of the annual meeting agenda.

**2. Elect a Temporary Moderator**

The assembly agreed that no action was necessary. No action was taken.

**3. Act on the Articles of the Meeting**

- ***ARTICLE 1 To elect a moderator for a one-year term***

The Moderator opened the floor for nominations.

Ms. Dawes nominated Tom Koch. Mrs. Kelty seconded the nomination. There were no additional nominees. Nominations were closed.

**On a motion by Ms. Dawes, seconded by Mrs. Kelty, it was unanimously voted to elect Tom Koch to serve as Moderator for a one-year term.**

• **ARTICLE 2** *To elect a clerk for a one-year term*

The Moderator opened the floor for nominations.

Ms. Dawes nominated Donna Kelty. Mr. Malone seconded the motion. There were no additional nominees. Nominations were closed.

**On a motion by Ms. Dawes, seconded by Mr. Malone, it was unanimously voted to elect Donna Kelty to serve as Clerk for a one-year term.**

• **ARTICLE 3** *To elect a treasurer for a one-year term*

The Moderator opened the floor for nominations.

Mrs. Kelty nominated Carol Dawes. Mr. Malone seconded the motion. There were no additional nominees. Nominations were closed.

**On a motion by Mrs. Kelty, seconded by Mr. Malone, it was unanimously voted to elect Carol Dawes to serve as Treasurer for a one-year term.**

• **ARTICLE 4** *To determine what compensation shall be paid to the officers of the district.*

**On a motion by Ms. Dawes, seconded by Mrs. Kelty, it was unanimously voted to adopt the salaries set forth in the Warning, as compensation paid to the officers of the district.**

|                |                       |             |
|----------------|-----------------------|-------------|
| MODERATOR:     | \$100/year            | Tom Koch    |
| CLERK:         | \$100/year            | Donna Kelty |
| TREASURER:     | \$750/year            | Carol Dawes |
| BOARD MEMBERS: | \$2,500/year for each |             |
| BOARD CHAIR    | \$4,000/year          |             |

• **ARTICLE 5** *Shall the voters authorize the District to borrow money pending receipt of payments from the State Education Fund by the issuance of its notes or orders payable not later than one year from date provided, however, that the District is authorized by Vermont Statutes to borrow sufficient funds to meet pending obligations*

**On a motion by Mr. Cecchinelli, seconded by Mrs. Akley, it was unanimously voted to adopt Article 5, as presented.**

• **ARTICLE 7** *To do any other business proper to come before said meeting*

Ms. Dawes advised that because of the current Articles of Agreement, the nomination petition deadline pushes printing of the ballots too late. Ms. Dawes advised that it would be preferable to change the petition deadline from 30 to 40 days prior to the election, to ‘the sixth Monday before the election’. Ms. Dawes requested that thought be given to amending the Articles of Agreement.

Discussion was held regarding whether or not an Annual Meeting is legally required. It was noted that statute does not require the meeting. If an Annual Meeting is not held, individuals will need to run for annually elected positions utilizing petitions. The positions would then be voted on by Australian ballot. The assembly agreed that continuing to hold an Annual Meeting is the preferred method. Brief discussion was held regarding holding the Annual Meeting the week prior to the Town Meeting Day election. It was noted that the week before the Town Meeting Day election is a school vacation week and may result in a lower turnout of Board Members.

Mr. Koch thanked Mr. Pandolfo for his service, as teacher, Curriculum Director and Superintendent. Mr. Pandolfo will be missed, and the assembly wishes him well in his future endeavors.

• **ARTICLE 8** *To adjourn*

**On a motion by Mrs. Spaulding, seconded by Mrs. Akley, the assembly unanimously voted to adjourn at 5:47 p.m.**

Respectfully submitted,

*Andrea Poulin*

---

**Report from the Superintendent of Schools**

**Sent Google doc of last year's letter to David to edit.**

**BARRE UNIFIED UNION SCHOOL DISTRICT****BOARD MEMBERS 2020****DATE OF REORGANIZATION MEETING: March 12, 2020**

| BOARD/MEMBERS                | ADDRESS            | PHONE                                  | E-MAIL                 | WARD/DIST.<br>TERM EXPIRES |
|------------------------------|--------------------|----------------------------------------|------------------------|----------------------------|
| Paul Malone, Chair           | 292 Phelps Rd.     | H:479-5001<br>C:279-5001               | pmalone@buusd.org      | BT/2<br>year/2021          |
| Sonya Spaulding,<br>V. Chair | 88 Delmont Ave.    | H:476-5569<br>C:249-1996<br>W:476-3963 | sspaulding@buusd.org   | BC/3<br>year/2022          |
| Victoria Pompei,<br>Clerk    | 39 Valley View Cir | C:461-3706                             | vpompei@buusd.org      | BT/2<br>year/2021          |
| J. Guy Isabelle              | 5 Hillcrest Lane   | H:229-8159                             | gisabelle@buusd.org    | BT/3<br>year/2022          |
| Gina Akley                   | 212 Allen St.      | C:522-3926                             | gakley@buusd.org       | BT/3<br>year/2022          |
| Giuliano Cecchinelli         | 8 Camp St.         | H:479-3109<br>C:272-1593               | gcecchinelli@buusd.org | BC/2<br>year/2021          |
| Tim Boltin                   | 24 French St.      | H:479-2783<br>C:522-5629<br>W:479-7948 | tboltin@buusd.org      | BC/3<br>year/2023          |
| Emel Cambel                  | 9 Camp St.         | C:249-0134                             | ecambel@buusd.org      | BC/1<br>year/2021          |
| Alice Farrell                | 1 Tanglewood Dr.   | C:622-0419                             | afarrell@buusd.org     | BT/3<br>year/2023          |

**All Board and Committee meetings are held at 5:30 p.m. via Google Meet until further notice.**

**BUUSD REGULAR BOARD MEETING:**

Second & Fourth Thursdays Monthly.

**BUUSD COMMITTEE MEETINGS:**

**FINANCE:** Sonya Spaulding - Chair, Victoria Pompei - V. Chair,  
Gina Akley, Emel Cambel

*Meeting Day/Time: First Tuesday Monthly*

**FACILITIES:** Giuliano Cecchinelli - Chair, Tim Boltin - V. Chair,  
Guy Isabelle

*Meeting Day/Time Second Monday Monthly*



**CURRICULUM:** Victoria Pompei - Chair, Tim Boltin - V. Chair,  
Alice Farrell

*Meeting Day/Time: Fourth Tuesday Monthly*

**POLICY:** Giuliano Cecchinelli - Chair, Guy Isabelle - V. Chair,  
Emel Cambel

*Meeting Day/Time: Third Monday Monthly*

**COMMUNICATIONS:** Alice Farrell - Chair, Sonya  
Spaulding - V. Chair, Guy Isabelle,

*Meeting Day/Time: First Thursday Monthly*

**NEGOTIATIONS:** Gina Akley - Chair, Sonya Spaulding -  
V. Chair, Paul Malone

*Meeting Day/Time: Scheduled as needed*

**RAB (Regional Advisory Board):** Alice Farrell

*Meeting Day/Time: Meet Four Times a Year*

For meeting calendar, agendas, minutes, links to meetings and changes please visit [buusd.org](http://buusd.org). Click on District, BUUSD Board, Meeting Minutes & Agendas to access. The links to video recordings of each meeting can be found within each meeting drop down.

**BARRE UNIFIED UNION SCHOOL DISTRICT -  
FY20 YEAR END PROJECTION REPORT - August 4, 2020**

| Location | Account Number / Description                | Adopted Budget       |                   | Y-T-D Expenses    |                   | Encumbrances |             | Year-end Projection | BALANCE |  |
|----------|---------------------------------------------|----------------------|-------------------|-------------------|-------------------|--------------|-------------|---------------------|---------|--|
|          |                                             | 7/1/2019 - 6/30/2020 | 7/1/2019 - 7/1/20 | 7/1/2019 - 7/1/20 | 7/1/2019 - 7/1/20 | 7/1/2019     | Narrative   |                     |         |  |
|          | <b>1101 DIRECT INSTRUCTION - PRE-SCHOOL</b> |                      |                   |                   |                   |              |             |                     |         |  |
| 1        | BTMES                                       | \$455,748            | \$438,915         | \$0               | \$0               | \$438,915    | \$16,833    |                     |         |  |
| 2        | BTMES                                       | \$4,183,972          | \$4,180,418       | \$0               | \$0               | \$4,180,418  | \$3,554     |                     |         |  |
| 3        | BTMES                                       | \$104,163            | \$103,558         | \$0               | \$0               | \$103,558    | \$605       |                     |         |  |
| 4        | BTMES                                       | \$71,186             | \$70,751          | \$0               | \$0               | \$70,751     | \$435       |                     |         |  |
| 5        | BTMES                                       | \$38,762             | \$37,397          | \$0               | \$0               | \$37,397     | \$1,365     |                     |         |  |
| 6        | BTMES                                       | \$50,199             | \$49,651          | \$0               | \$0               | \$49,651     | \$548       |                     |         |  |
| 7        | BTMES                                       | \$72,936             | \$71,800          | \$0               | \$0               | \$71,800     | \$1,136     |                     |         |  |
| 8        | BTMES                                       | \$147,345            | \$144,724         | \$0               | \$0               | \$144,724    | \$2,621     |                     |         |  |
| 9        | BTMES                                       | \$157,384            | \$136,218         | \$0               | \$0               | \$136,218    | \$21,166 *  |                     |         |  |
| 10       | BTMES                                       | \$36,179             | \$34,059          | \$0               | \$0               | \$34,059     | \$2,120     |                     |         |  |
| 11       | BTMES                                       | \$69,600             | \$64,277          | \$0               | \$0               | \$64,277     | \$5,323     |                     |         |  |
| 12       | BTMES                                       | \$147,470            | \$145,840         | \$0               | \$0               | \$145,840    | \$1,630     |                     |         |  |
| 13       | BTMES                                       | \$162,264            | \$157,723         | \$0               | \$0               | \$157,723    | \$4,541     |                     |         |  |
| 14       | BTMES                                       | \$78,487             | \$83,489          | \$0               | \$0               | \$83,489     | -\$5,002    |                     |         |  |
| 15       | BTMES                                       | \$147,555            | \$140,990         | \$0               | \$0               | \$140,990    | \$6,565     |                     |         |  |
| 16       | BTMES                                       | \$621,363            | \$539,844         | \$0               | \$0               | \$539,844    | \$81,519 *  |                     |         |  |
| 17       | BTMES                                       | \$33,520             | \$45,003          | \$0               | \$0               | \$45,003     | -\$11,483 * |                     |         |  |
| 18       | BTMES                                       | \$100,000            | \$98,468          | \$0               | \$0               | \$98,468     | \$1,532     |                     |         |  |

|    |       |                                 |             |             |     |             |             |
|----|-------|---------------------------------|-------------|-------------|-----|-------------|-------------|
| 19 | BTMES | 2610 FACILITIES                 | \$1,186,551 | \$1,144,869 | \$0 | \$1,144,869 | \$41,682 *  |
| 20 | BTMES | 2660 SCHOOL RESOURCE OFFICER    | \$50,000    | \$4,886     | \$0 | \$4,886     | \$45,114 *  |
| 21 | BTMES | 2716 CO-CURR TRANSPORTATION     | \$25,000    | \$2,597     | \$0 | \$2,597     | \$22,403 *  |
| 22 | TOTAL | 1020 BARRE TOWN SCHOOL          | \$7,939,684 | \$7,695,477 | \$0 | \$7,695,477 | \$244,207   |
| 23 | SHS   | 1101 DIRECT INSTRUCTION         | \$963,220   | \$945,865   | \$0 | \$945,865   | \$17,355 *  |
| 24 | SHS   | 1102 ART                        | \$133,321   | \$137,093   | \$0 | \$137,093   | -\$3,772    |
| 25 | SHS   | 1104 ENGLISH SECOND LANGUAGE    | \$11,677    | \$11,579    | \$0 | \$11,579    | \$98        |
| 26 | SHS   | 1105 FAMILY & CONSUMER SCIENCES | \$144,239   | \$105,111   | \$0 | \$105,111   | \$39,128 *  |
| 27 | SHS   | 1106 WORLD LANGUAGE             | \$262,279   | \$225,180   | \$0 | \$225,180   | \$37,099 *  |
| 28 | SHS   | 1108 MUSIC                      | \$137,021   | \$133,347   | \$0 | \$133,347   | \$3,674     |
| 29 | SHS   | 1109 PHYSICAL EDUCATION         | \$103,749   | \$110,023   | \$0 | \$110,023   | -\$6,274    |
| 30 | SHS   | 1111 ENGLISH                    | \$522,758   | \$506,552   | \$0 | \$506,552   | \$16,206 *  |
| 31 | SHS   | 1112 MATH                       | \$501,483   | \$548,689   | \$0 | \$548,689   | -\$47,206 * |
| 32 | SHS   | 1113 SCIENCE                    | \$459,280   | \$382,308   | \$0 | \$382,308   | \$76,972 *  |
| 33 | SHS   | 1114 SOCIAL STUDIES             | \$383,381   | \$391,573   | \$0 | \$391,573   | -\$8,192    |
| 34 | SHS   | 1115 BUSINESS ED                | \$70,808    | \$70,419    | \$0 | \$70,419    | \$389       |
| 35 | SHS   | 1116 WORK BASED LEARNING        | \$148,274   | \$184,778   | \$0 | \$184,778   | -\$36,504 * |
| 36 | SHS   | 1117 DRIVER'S ED                | \$77,427    | \$83,396    | \$0 | \$83,396    | -\$5,969    |
| 37 | SHS   | 1118 PHOENIX PROG               | \$132,355   | \$151,917   | \$0 | \$151,917   | -\$19,562 * |
| 38 | SHS   | 1301 TECHNICAL EDUCATION        | \$1,099,924 | \$980,329   | \$0 | \$980,329   | \$119,595 * |
| 39 | SHS   | ATHLETICS 1401                  | \$464,638   | \$383,930   | \$0 | \$383,930   | \$80,708 *  |

| Location | Account Number / Description              | Adopted Budget<br>7/1/2019 -<br>6/30/2020 | Y-T-D<br>Expenses<br>7/1/2019<br>- 7/1/20 | Encumbrances<br>7/1/2019<br>- 7/1/20 | Year-end<br>Projection<br>6/30/2020 | BALANCE<br>Narrative<br>7/1/2019<br>-6/30/20 |
|----------|-------------------------------------------|-------------------------------------------|-------------------------------------------|--------------------------------------|-------------------------------------|----------------------------------------------|
| 40       | SHS 1501 CO-CURRICULAR                    | \$70,600                                  | \$82,562                                  | \$0                                  | \$82,562                            | -\$11,962 *                                  |
| 41       | SHS 2120 GUIDANCE                         | \$464,246                                 | \$431,268                                 | \$0                                  | \$431,268                           | \$32,978 *                                   |
| 42       | SHS 2131 HEALTH                           | \$114,276                                 | \$119,508                                 | \$0                                  | \$119,508                           | -\$5,232                                     |
| 43       | SHS 2190 JROTC                            | \$92,295                                  | \$190,085                                 | \$0                                  | \$190,085                           | -\$97,790 *                                  |
| 44       | SHS 2220 LIBRARY                          | \$127,516                                 | \$149,080                                 | \$0                                  | \$149,080                           | -\$21,564 *                                  |
| 45       | SHS 2410 PRINCIPALS OFFICE                | \$633,635                                 | \$578,852                                 | \$0                                  | \$578,852                           | \$54,783 *                                   |
| 46       | SHS 2580 TECHNOLOGY                       | \$90,000                                  | \$80,869                                  | \$0                                  | \$80,869                            | \$9,131                                      |
| 47       | SHS 2610 FACILITIES                       | \$1,181,566                               | \$1,115,850                               | \$0                                  | \$1,115,850                         | \$65,716 *                                   |
| 48       | SHS 2660 SCHOOL RESOURCE OFFICER          | \$50,184                                  | \$32,457                                  | \$0                                  | \$32,457                            | \$17,727                                     |
| 49       | SHS 2711 TRANSPORTATION                   | \$90,000                                  | \$62,730                                  | \$0                                  | \$62,730                            | \$27,270 *                                   |
| 50       | SHS 2716 CO-CURR TRANSPORTATION           | \$37,000                                  | \$1,989                                   | \$0                                  | \$1,989                             | \$35,011 *                                   |
| 51       | SHS 5020 LONG TERM DEBT                   | \$231,000                                 | \$229,621                                 | \$0                                  | \$229,621                           | \$1,379                                      |
| 52       | TOTAL 1276 SPAULDING HIGH SCHOOL          | \$8,798,152                               | \$8,426,960                               | \$0                                  | \$8,426,960                         | \$371,192                                    |
| 53       | BCEMS 1101 DIRECT INSTRUCTION - PRESCHOOL | \$476,963                                 | \$410,181                                 | \$0                                  | \$410,181                           | \$66,782 *                                   |
| 54       | BCEMS 1101 DIRECT INSTRUCTION             | \$4,205,195                               | \$4,131,702                               | \$0                                  | \$4,131,702                         | \$73,493 *                                   |
| 55       | BCEMS 1102 ART                            | \$140,456                                 | \$139,400                                 | \$0                                  | \$139,400                           | \$1,056                                      |
| 56       | BCEMS 1103 INTERVENTION                   | \$139,698                                 | \$134,464                                 | \$0                                  | \$134,464                           | \$5,234                                      |
| 57       | BCEMS 1104 ENGLISH SECOND LANGUAGE        | \$37,749                                  | \$38,151                                  | \$0                                  | \$38,151                            | -\$402                                       |
| 58       | BCEMS 1105 FAMILY & CONSUMER SCIENCES     | \$73,259                                  | \$70,759                                  | \$0                                  | \$70,759                            | \$2,500                                      |
| 59       | BCEMS 1106 WORLD LANGUAGE                 | \$45,022                                  | \$47,479                                  | \$0                                  | \$47,479                            | -\$2,457                                     |
| 60       | BCEMS 1108 MUSIC                          | \$119,194                                 | \$120,108                                 | \$0                                  | \$120,108                           | -\$914                                       |

|    |       |                                      |             |             |     |             |              |
|----|-------|--------------------------------------|-------------|-------------|-----|-------------|--------------|
| 61 | BCEMS | 1109 PHYSICAL EDUCATION              | \$172,855   | \$184,020   | \$0 | \$184,020   | -\$11,165 *  |
| 62 | BCEMS | 1110 TECH ED                         | \$55,573    | \$55,918    | \$0 | \$55,918    | -\$345       |
| 63 | BCEMS | 1120 READING RECOVERY                | \$75,679    | \$38,441    | \$0 | \$38,441    | \$37,238 *   |
| 64 | BCEMS | 1401 ATHLETICS                       | \$35,380    | \$37,321    | \$0 | \$31,321    | \$4,059      |
| 65 | BCEMS | 1501 CO-CURRICULAR                   | \$10,500    | \$5,910     | \$0 | \$5,910     | \$4,590      |
| 67 | BCEMS | 2120 GUIDANCE                        | \$299,475   | \$292,324   | \$0 | \$292,324   | \$7,151      |
| 68 | BCEMS | 2131 HEALTH                          | \$131,582   | \$121,433   | \$0 | \$121,433   | \$10,149     |
| 69 | BCEMS | 2140 PSYCHOLOGICAL SERVICES          | \$50,000    | \$46,056    | \$0 | \$46,056    | \$3,944      |
| 70 | BCEMS | 2141 BEHAVIOR SUPPORT                | \$453,453   | \$447,560   | \$0 | \$447,560   | \$5,893      |
| 71 | BCEMS | 2220 LIBRARY                         | \$167,610   | \$114,912   | \$0 | \$114,912   | \$52,698 *   |
| 72 | BCEMS | 2410 PRINCIPALS OFFICE               | \$521,946   | \$480,439   | \$0 | \$480,439   | \$41,507 *   |
| 73 | BCEMS | 2580 TECHNOLOGY                      | \$92,000    | \$69,632    | \$0 | \$69,632    | \$22,368 *   |
| 74 | BCEMS | 2610 FACILITIES                      | \$1,082,157 | \$1,214,634 | \$0 | \$1,214,634 | -\$132,477 * |
| 75 | BCEMS | 2660 SCHOOL RESOURCE OFFICER         | \$75,900    | \$56,193    | \$0 | \$56,193    | \$19,707     |
| 76 | BCEMS | 5020 LONG TERM DEBT                  | \$72,480    | \$72,071    | \$0 | \$72,071    | \$409        |
| 77 | TOTAL | 1381 BARRE CITY SCHOOL               | \$8,534,126 | \$8,329,108 | \$0 | \$8,323,108 | \$211,018    |
| 78 | BUUSD | 2490 EARLY ED ADMIN.                 | \$105,798   | \$105,773   | \$0 | \$105,773   | \$25         |
| 79 | BUUSD | 2711 TRANSPORTATION                  | \$1,280,362 | \$1,320,963 | \$0 | \$1,320,963 | -\$40,601 *  |
| 80 | BUUSD | 2212 CURRICULUM                      | \$353,963   | \$339,286   | \$0 | \$339,286   | \$14,677 *   |
| 81 | BUUSD | 2311 BOARD                           | \$266,071   | \$259,289   | \$0 | \$259,289   | \$6,782      |
| 82 | BUUSD | 2313 REVENUE ANTICIPATION NOTE INTER | \$102,000   | \$102,026   | \$0 | \$102,026   | -\$26        |
| 83 | BUUSD | 2320 SUPERINTENDENT                  | \$274,901   | \$276,258   | \$0 | \$276,258   | -\$1,357     |

|     |       |                                      |              |              |           |              |              |
|-----|-------|--------------------------------------|--------------|--------------|-----------|--------------|--------------|
| 84  | BUUSD | 2510 BUSINESS OFFICE                 | \$531,882    | \$511,185    | \$0       | \$511,185    | \$20,697 *   |
| 85  | BUUSD | 2560 COMMUNICATION SPECIALIST        | \$73,388     | \$61,221     | \$0       | \$61,221     | \$12,167 *   |
| 86  | BUUSD | 2570 HUMAN RESOURCES                 | \$224,264    | \$238,175    | \$0       | \$238,175    | -\$13,911 *  |
| 87  | BUUSD | 2580 TECHNOLOGY                      | \$1,010,938  | \$1,160,436  | \$0       | \$1,160,442  | -\$149,504 * |
| 88  | BUUSD | 2610 FACILITIES                      | \$230,862    | \$237,699    | \$0       | \$237,699    | -\$6,837     |
| 89  | BUUSD | 2711 TRANSPORTATION                  | \$47,500     | \$30,205     | \$0       | \$30,205     | \$17,295 *   |
| 90  | BUUSD | 1201 SPEC ED DIRECT INSTR            | \$8,903,945  | \$8,819,590  | \$236,163 | \$9,055,000  | -\$151,055 * |
| 91  | BUUSD | 1202 SPEC ED ES                      | \$60,445     | \$90,869     | \$0       | \$90,869     | -\$30,424 *  |
| 92  | BUUSD | 1204 GAP PROGRAM - SEA               | \$177,187    | \$285,817    | \$0       | \$285,817    | -\$108,630 * |
| 93  | BUUSD | 1205 ACT PROGRAM - SEA               | \$87,958     | \$132,394    | \$0       | \$132,394    | -\$44,436 *  |
| 94  | BUUSD | 2131 PT                              | \$33,105     | \$33,461     | \$0       | \$33,461     | -\$356       |
| 95  | BUUSD | 2140 PSYCHOLOGICAL SERVICES          | \$393,292    | \$508,946    | \$0       | \$508,946    | -\$115,654 * |
| 96  | BUUSD | 2151 SPED SLP - SPEECH LANG          | \$800,673    | \$799,923    | \$0       | \$799,923    | \$750        |
| 97  | BUUSD | 2160 SPED OCCU THERAPIST             | \$228,544    | \$192,381    | \$0       | \$192,381    | \$36,163 *   |
| 98  | BUUSD | 2490 SPECIAL EDUCATION ADMIN.        | \$485,647    | \$590,325    | \$0       | \$590,325    | -\$104,678 * |
| 99  | BUUSD | 2711 TRANSPORTATION                  | \$291,991    | \$322,569    | \$0       | \$322,569    | -\$30,578 *  |
| 100 | BUUSD | 1204 GAP PROGRAM-SEA Non Reimb.      | \$73,739     | \$50,282     | \$0       | \$50,282     | \$23,457 *   |
| 101 | BUUSD | 1214 ECSE DIRECT INSTR               | \$363,112    | \$238,916    | \$0       | \$238,916    | \$124,196 *  |
| 102 | BUUSD | 1215 ECSE ES DIRECT INSTR            | \$11,275     | \$5,908      | \$0       | \$5,908      | \$5,367      |
| 103 | BUUSD | 2610 SEA UTILITIES                   | \$0          | \$5,263      | \$0       | \$5,263      | -\$5,263     |
| 104 | TOTAL | 3097 BARRE UNIFIED UNION SCHOOL DIST | \$16,412,842 | \$16,719,160 | \$236,163 | \$16,954,576 | -\$541,734   |
| 105 |       | GRAND TOTAL                          | \$41,684,804 | \$41,170,704 | \$236,163 | \$41,400,121 | \$284,683    |

|                                 |                      | REVENUE- FY20        |              | Year-end     |
|---------------------------------|----------------------|----------------------|--------------|--------------|
| Account Number / Description    | Adopted Budget       | Y-T-D Expenses       | Projection   |              |
|                                 | 7/1/2019 - 6/30/2020 | 7/1/2019 - 6/30/2020 |              |              |
| 106 TUITION PRESCHOOL           | \$0                  | \$10,068             | \$10,068     | \$10,068     |
| 107 TUITION-SECONDARY           | \$200,000            | \$159,500            | \$159,500    | \$159,500    |
| 108 INTEREST REVENUE            | \$55,000             | \$136,146            | \$136,146    | \$136,146    |
| 109 FACILITY RENTAL             | \$5,000              | \$6,250              | \$6,250      | \$6,250      |
| 110 MISC REVENUE                | \$15,000             | \$25,595             | \$25,595     | \$25,595     |
| 111 GATE RECEIPT REVENUE        | \$0                  | \$14,025             | \$14,025     | \$14,025     |
| 112 COBRA INS. REVENUE          | \$5,000              | \$14,553             | \$14,553     | \$14,553     |
| 113 VSBIT GRANTS/INS REVENUE    | \$0                  | \$84,539             | \$84,539     | \$80,604     |
| 114 AP EXAM FEES - REVENUE      | \$0                  | \$9,618              | \$9,618      | \$9,618      |
| 115 JROTC REVENUE               | \$0                  | \$66,199             | \$66,199     | \$66,199     |
| 116 EDUCATION SPENDING          | \$32,689,276         | \$17,550,466         | \$17,550,466 | \$32,689,276 |
| 117 CITY OF BARRE EDUCATION TAX | \$0                  | \$6,551,346          | \$6,551,346  |              |
| 118 TOWN OF BARRE EDUCATION TAX | \$0                  | \$8,587,464          | \$8,587,464  |              |
| 119 TRANSPORT STATE AID         | \$530,000            | \$559,538            | \$559,538    | \$559,538    |
| 120 DRIVERS EDUCATION           | \$12,000             | \$8,201              | \$8,201      | \$8,201      |
| 121 HIGH SCHOOL COMPLETION      | \$11,000             | \$0                  | \$0          | \$0          |

|     | Adopted Budget<br>7/1/2019<br>- 6/30/2020 | Y-T-D Expenses<br>7/1/2019<br>- 6/30/2020 | Year-end Projection |
|-----|-------------------------------------------|-------------------------------------------|---------------------|
| 122 | VT DEPT PUBLIC SAFETY GRANT - REV         | \$0                                       | \$7,351             |
| 123 | FUND BALANCE APPLIED                      | \$200,000                                 | \$200,000           |
| 124 | SPEL EXCESS COST TUITION                  | \$10,000                                  | \$6,215             |
| 125 | SPEC ED MAINSTREAM BLOCK                  | \$860,893                                 | \$860,893           |
| 126 | SPEL INTENSIVE REIMB                      | \$5,541,000                               | \$5,091,866         |
| 127 | SPEL EXTRA ORD.                           | \$850,000                                 | \$350,000           |
| 128 | SPEL ECSE                                 | \$200,635                                 | \$200,635           |
| 129 | SPEL STATE PLACED                         | \$500,000                                 | \$400,000           |
| 130 | CVCC ASSESSMENT                           |                                           | \$169,938           |
| 131 | INDIRECT ADMIN. REIMB.                    |                                           | \$33,434            |
| 132 | ERATE                                     |                                           | \$47,459            |
| 133 | SOLAR REBATE                              |                                           | \$7,887             |
|     | GRAND TOTAL                               | \$41,684,804.00                           | \$41,155,251        |
|     | BUUSD SURPLUS/(DEFICIT)                   |                                           | <b>-\$244,870</b>   |



**LINE NARRATIVE-7/1/20**

134 9 Offsets sub wages  
135 16 Assist. Principal  
136 17 Wages  
137 19 Construction Services  
138 20 Lack of BTPD officers  
139 21 School Closure  
140 23 Tuition/Contracted Serv.  
141 26 Salary  
142 27 Salary  
143 30 Salary  
144 31 Salary  
145 32 Salary  
146 35 Benefits  
147 37 Benefit  
148 38 Enrollment  
149 39 Salary/Benefits-School Closure  
150 40 School Closure  
151 41 Contracted Services  
152 43 Reimbursed by DOD  
153 44 Para Wages-Benefits  
154 45 Contracted Services/Supplies  
155 47 Cust. Wages-ConstructionServices  
156 50 School Closure  
157 51 School Closure  
158 53 Para Wages-Tuition  
159 54 Salary/Wages  
160 61 Salary  
161 63 Salary  
162 71 Salary/Wages  
163 72 Para wages/Postage  
164 74 Roof  
165 79 Riders-BT Midday Run-offset by spec. ed. paras  
166 80 Salary/Wages  
167 84 Contracted Services  
168 85 Salary  
169 86 Tuition/Contracted Serv.  
170 87 Tech Integrationist/Benefits  
171 89 Fuel  
172 90 Tuition/Contracted Serv.  
173 91 Bis  
174 92 Salary/Benefits  
175 93 Salary/Benefits  
176 95 Student Needs  
177 97-101 Student Needs

**CENTRAL VERMONT CAREER CENTER  
FY20 YEAR-END PROJECTIONS**

August 4, 2020

|    | ACCOUNT DESCRIPTION                | FY19<br>BUDGET        | YTD<br>Expenses       | Encumb         | Total<br>Projected<br>Expenses | OVER/<br>UNDER<br>BUDGET |
|----|------------------------------------|-----------------------|-----------------------|----------------|--------------------------------|--------------------------|
|    |                                    | 7/01/19-6/30/20       | 7/1/19-6/30/20        | 7/1/18-6/30/20 | 7/1/19-6/30/20                 | PROJECTED                |
| 1  | 1200 Special Educaiton Instruction | \$75,404.00           | \$72,913.00           | \$0.00         | \$72,913.00                    | \$2,491.00               |
| 2  | 1300 Tech Ed Instruction           | \$1,813,051.00        | \$1,615,063.00        | \$0.00         | \$1,615,063.00                 | \$197,988.00             |
| 3  | 1410 Co-Curricular                 | \$20,055.00           | \$7,053.00            | \$0.00         | \$7,053.00                     | \$13,002.00              |
| 4  | 2120 Guidance Services             | \$61,732.00           | \$64,099.00           | \$0.00         | \$64,099.00                    | (\$2,367.00)             |
| 5  | 2130 Health Services               | \$25,076.00           | \$24,449.00           | \$0.00         | \$24,449.00                    | \$627.00                 |
| 6  | 2212 Staff Support Services        | \$1,639.00            | \$5,422.00            | \$0.00         | \$5,422.00                     | (\$3,783.00)             |
| 7  | 2220 Library Services              | \$27,142.00           | \$25,858.00           | \$0.00         | \$25,858.00                    | \$1,284.00               |
| 8  | 2225 Technology                    | \$17,500.00           | \$22,885.00           | \$0.00         | \$22,885.00                    | (\$5,385.00)             |
| 9  | 2310 School Board                  | \$0.00                | \$0.00                | \$0.00         | \$0.00                         | \$0.00                   |
| 10 | 2321 Office of the Superintendent  | \$169,938.00          | \$169,938.00          | \$0.00         | \$169,938.00                   | \$0.00                   |
| 11 | 2410 Director's Office             | \$502,618.00          | \$536,302.00          | \$0.00         | \$536,302.00                   | (\$33,684.00)            |
| 12 | 2490 School Resource Officer       | \$8,500.00            | \$7,125.00            | \$0.00         | \$7,125.00                     | \$1,375.00               |
| 13 | 2523 RAN Interest                  | \$8,500.00            | \$6,443.00            | \$0.00         | \$6,443.00                     | \$2,057.00               |
| 14 | 2600 Facilities                    | \$214,974.00          | \$244,877.00          | \$0.00         | \$244,877.00                   | (\$29,903.00)            |
| 15 | 2711 Transportation                | \$22,400.00           | \$330.00              | \$0.00         | \$330.00                       | \$22,070.00              |
| 16 | 5100 Bond Debt                     | \$51,384.00           | \$45,665.00           | \$0.00         | \$45,665.00                    | \$5,719.00               |
| 17 | <b>GRAND TOTAL</b>                 | <b>\$3,019,913.00</b> | <b>\$2,848,422.00</b> | <b>\$0.00</b>  | <b>\$2,848,422.00</b>          | <b>\$171,491.00</b>      |

**FY20 Revenue/Year-end Projection**

| Account Description                        | FY20 BUDGET<br>7/1/19-6/30/20 | YTD Revenue<br>7/1/19-6/30/20 | Total Projected Revenue<br>7/1/19-6/30/20 |
|--------------------------------------------|-------------------------------|-------------------------------|-------------------------------------------|
| 18 CVCC Tuition - Sending LEAs             | \$1,019,129.00                | \$988,943.00                  | \$988,943.00                              |
| 19 CVCC Tuition - Student/Adult            | \$5,000.00                    | \$24,355.00                   | \$24,355.00                               |
| 20 Business- Misc. Rev.                    | \$0.00                        | \$117.00                      | \$117.00                                  |
| 21 Cosmetology - Salon Rev                 | \$8,500.00                    | \$3,228.00                    | \$3,228.00                                |
| 22 Culinary - Lunch Box Rev                | \$8,500.00                    | \$1,303.00                    | \$1,303.00                                |
| 23 Building Trades - Constr. Rev           | \$0.00                        | \$0.00                        | \$0.00                                    |
| 24 Auto Tech - Garage -Auto Repairs        | \$0.00                        | \$9,067.00                    | \$9,067.00                                |
| 25 Digital Media - Graphic Rev             | \$0.00                        | \$0.00                        | \$0.00                                    |
| 26 Bake Shop - Sales Rev                   | \$5,000.00                    | \$4,340.00                    | \$4,340.00                                |
| 27 Miscellaneous                           | \$0.00                        | \$6,970.00                    | \$6,970.00                                |
| 28 Sale of Assets                          | \$0.00                        | \$5,010.00                    | \$5,010.00                                |
| 29 State VT Ed Support Grant               | \$1,260,259.00                | \$1,222,892.00                | \$1,222,892.00                            |
| 30 VT Tuition Reduction Rev                | \$507,078.00                  | \$492,043.00                  | \$492,043.00                              |
| 31 VT Salary Asst. COOP Coord.             | \$19,600.00                   | \$10,896.00                   | \$10,896.00                               |
| 32 VT Salary Asst. Guid. Coord.            | \$28,073.00                   | \$28,681.00                   | \$28,681.00                               |
| 33 VT Salary Asst. 50% VOC DIRECT.         | \$58,774.00                   | \$90,488.00                   | \$90,488.00                               |
| 34 VT Salary Asst. 35% VOC Assist. D       | \$0.00                        | \$0.00                        | \$0.00                                    |
| 35 Insurance Proceeds                      | \$0.00                        | \$0.00                        | \$0.00                                    |
| 36 PRIOR Yr. Carry-forward                 | \$100,000.00                  | \$0.00                        | \$100,000.00                              |
|                                            | \$3,019,913.00                | \$2,888,333.00                | \$2,988,333.00                            |
| <b>37 CVCC PROJECTED SURPLUS (DEFICIT)</b> |                               |                               | <b>(\$31,580.00)</b>                      |
|                                            |                               |                               | <b>\$139,911.00</b>                       |

**BARRE UNIFIED UNION SCHOOL DISTRICT  
BARRE CITY ELEMENTARY AND MIDDLE SCHOOL  
FY '20 SALARIES AND WAGES**

*(includes only those earning more than \$500)*

|                      |             |
|----------------------|-------------|
| ABBRIANO, KACEY      | \$56,352.00 |
| ABRAHAM, AMELIA      | \$47,495.00 |
| ADAMS, KAITLYNN      | \$14,394.38 |
| ALDRICH, SHANE       | \$65,014.00 |
| BAITZ, GERALD        | \$49,520.43 |
| BARIBAULT, CHARLOTTE | \$53,043.00 |
| BARRETT, ROSEMARIE   | \$22,850.38 |
| BEAUDET, PAULA       | \$68,907.00 |
| BEDELL, HANNAH       | \$44,770.00 |
| BELL, CHRISTINE      | \$66,863.00 |
| BELLAVANCE, HEATHER  | \$66,960.00 |
| BENOIT, RACHEL       | \$18,289.40 |
| BENOIT, NANCY        | \$62,071.21 |
| BENWARE, ROBERT      | \$19,976.40 |
| BERNIER, JASON       | \$39,257.43 |
| BERRY, TORI          | \$44,863.78 |
| BESSETTE, SHELLEY    | \$63,067.00 |
| BETTIS, GAIBRIELLE   | \$64,916.00 |
| BISSON, CHRISTOPHER  | \$9,652.50  |
| BISSON, JENNIFER     | \$61,899.00 |
| BIXLER, ANDREA       | \$61,899.00 |
| BLAIS, LISA          | \$19,785.99 |
| BLAKE, CATHLEEN      | \$55,768.00 |
| BLAKE, JEFFREY       | \$68,907.00 |
| BLAKEY, SHANNON      | \$18,990.60 |
| BOLGER, ASHLEY       | \$16,095.76 |
| BOROWSKE, BARBARA    | \$25,665.92 |
| BREEN, MEGHAN        | \$19,266.41 |
| BREER, STEVEN        | \$36,871.21 |
| BROOKS, MATAYA       | \$21,411.34 |
| BURGESS, EMILY       | \$38,930.00 |
| BURGESS, BRIAN       | \$58,006.00 |

---

|                         |             |
|-------------------------|-------------|
| BURNASH, DALE           | \$66,960.00 |
| BUSHWAY, JODI           | \$61,315.00 |
| BUSSIERE, SHANNON       | \$11,871.00 |
| CAMPBELL, LISA          | \$66,960.00 |
| CAMPISI, JOANNE         | \$68,907.00 |
| CARBONNEAU, JENNIFER    | \$20,823.00 |
| CHALOUX, SUSAN          | \$25,573.20 |
| CHENEY, CHRISTOPHER     | \$12,519.00 |
| CHOUINARD, PAIGE        | \$65,407.50 |
| CLARK, TRACI            | \$61,315.00 |
| COLLINS, STEPHANIE      | \$51,096.00 |
| CONLIN, AARON           | \$18,148.20 |
| COON, HAYDEN            | \$91,800.00 |
| CORMIER, SANDRA         | \$65,014.00 |
| CORRETTE, BILLIE        | \$20,115.00 |
| CORSE, ALLISON          | \$52,751.00 |
| COSGROVE, TANA          | \$65,014.00 |
| COURTEMANCHE, ALLISON   | \$40,585.00 |
| COUSINS, SARAH          | \$63,262.00 |
| DELIGAUDIO, WILLIAM     | \$1,452.95  |
| DEZOTELL, TIFFANY       | \$12,960.00 |
| DOUGLAS, HEATHER        | \$45,549.00 |
| DRISCOLL MOREY, MAUREEN | \$44,962.54 |
| DUKETTE, AHLEXUS        | \$18,659.90 |
| DWYER, REBECCA          | \$61,315.00 |
| EBERLEIN, KARLA         | \$61,315.00 |
| EMERSON, MOLLY          | \$43,894.00 |
| ERICKSON, PAMELA        | \$24,093.26 |
| EVANS, JENNIFER         | \$21,600.90 |
| EVANS, KIRSTEN          | \$68,907.00 |
| EVERETT, CHRISTINE      | \$40,585.00 |
| FAIR, MELISSA           | \$66,960.00 |
| FARNHAM, CHRISTINE      | \$68,907.00 |
| FEESEER, ADRIENNE       | \$55,768.00 |
| FELCH, GILLIAN          | \$3,450.15  |
| FELCH, LISA             | \$65,014.00 |

---

|                        |              |
|------------------------|--------------|
| FIFIELD, MARY          | \$21,077.59  |
| FISCHER, GRETTEL ANN   | \$15,394.50  |
| FLOOD, DIANA           | \$21,625.86  |
| FLORUCCI, BAMBI        | \$49,961.60  |
| FOLEY, HEATHER         | \$59,661.00  |
| FREDERICKS, KAREN      | \$58,006.00  |
| FREY, JAMIE            | \$49,179.29  |
| GADAPEE, KAREN         | \$65,014.00  |
| GALARZA, JAMY          | \$18,572.85  |
| GALLUP, NICOLE         | \$18,934.69  |
| GARBACIK, CORRINA      | \$20,445.22  |
| GEHLBACH, MARY         | \$63,067.00  |
| GRAHAM, LEROY          | \$38,756.72  |
| GRZEBIEN, CHRISTINE    | \$45,549.00  |
| GUILMETTE, JAIME       | \$63,262.00  |
| HABEREK, CHELSEA       | \$44,470.28  |
| HARRISON, HEATHER      | \$61,607.00  |
| HARVEY, CRYSTAL        | \$18,838.88  |
| HAWLEY, KATHRYN        | \$65,014.00  |
| HEALEY, ALLYSON        | \$65,014.00  |
| HENNESSEY, CHRISTOPHER | \$105,697.50 |
| HICKS, RUTH            | \$68,907.00  |
| HOLBROOK, ANDRA        | \$42,536.00  |
| HOLT, ALLYSON          | \$21,523.05  |
| HORCHLER, SPENCER      | \$49,734.00  |
| HUDA, SHANNON          | \$38,930.00  |
| JACOBS, SUZANNE        | \$28,472.85  |
| JACOBS, MARIAH         | \$38,930.00  |
| JACOBS, SHARON         | \$63,067.00  |
| JOHNSON, MALINDA       | \$72,533.70  |
| JONES, TAMARA          | \$65,014.00  |
| JORDAN, SARAH          | \$59,661.00  |
| KALAT, MARK            | \$66,960.00  |
| KEEL, DARCIÉ           | \$22,126.50  |
| KERRICK, COURTNEY      | \$25,613.10  |
| KRASOFSKI, PRUDENCE    | \$65,014.00  |

---

|                       |             |
|-----------------------|-------------|
| LACOMBE, RICHARD      | \$18,206.01 |
| LAFFERTY, ELLIOT      | \$43,894.00 |
| LAFLAMME, PIERRE      | \$74,284.56 |
| LAJEUNESSE, ELIZABETH | \$3,847.51  |
| LAJEUNESSE, EMILY     | \$45,549.00 |
| LANE, DOREEN          | \$13,981.04 |
| LANGE, COURTNIÉ       | \$52,459.00 |
| LANGEVIN, CARTER      | \$16,220.25 |
| LANPHER, VICKY        | \$16,724.33 |
| LAROSE, ZACHARY       | \$992.25    |
| LATSHAW, DENISE       | \$65,014.00 |
| LAUGHLIN, EMMA        | \$43,894.00 |
| LAZARZ, WENDY         | \$44,350.35 |
| LEBLANC, NANCY        | \$37,294.58 |
| LEBLANC, MIKAYLA      | \$38,930.00 |
| LEONARD, LARRY        | \$7,008.12  |
| LEONE, JODY           | \$66,960.00 |
| LIIMATAINEN, ASHLYN   | \$3,199.52  |
| LONGCHAMP, MARJORIE   | \$24,318.40 |
| LUSSIER, ALISA        | \$19,238.62 |
| LYNCH, PATRICIA       | \$17,011.30 |
| LYNCH, MICHELLE       | \$42,240.00 |
| MACASKILL, HEATHER    | \$26,152.22 |
| MACCORMACK JR, LLOYD  | \$43,621.60 |
| MAHAN, LAURA          | \$7,841.25  |
| MANNING, JESSICA      | \$10,130.08 |
| MARTIN, TARA          | \$65,014.00 |
| MARTIN, MICHAEL       | \$68,907.00 |
| MATHIAS, MONICA       | \$11,797.50 |
| MATTHEWS, BENJAMIN    | \$45,549.00 |
| MAURAS, KATHY         | \$20,530.10 |
| MAURAS, JESSICA       | \$55,281.00 |
| MCKELVEY, JENNIFER    | \$64,531.55 |
| MCSHEFFREY, REBECCA   | \$53,043.00 |
| MEAD, KELLIE          | \$42,240.00 |
| MEARS, CARMEN         | \$12,534.72 |

---

|                       |             |
|-----------------------|-------------|
| MELEN, ANNA           | \$16,604.47 |
| MELNICK, ROBERTA      | \$55,768.00 |
| MERCHANT, LARA        | \$59,369.00 |
| MILLER, CAREY         | \$48,130.10 |
| MILLS, ALLISON        | \$48,079.00 |
| MISLAK, MICHAEL       | \$55,768.00 |
| MORRIS, ERIN          | \$10,724.58 |
| MORRIS, LORRAINE      | \$64,916.00 |
| MORRIS CRAIGE, MARISA | \$24,772.85 |
| MORRISON, KRISTIN     | \$65,257.56 |
| MORTENSEN, REBEKAH    | \$58,298.00 |
| MOSSMAN, KARI         | \$11,916.28 |
| MURPHY, CATHERINE     | \$18,142.81 |
| NAYLOR, KATHLEEN      | \$38,930.00 |
| NEDDO, MILIKA         | \$45,549.00 |
| NUNEZ, TONYA          | \$17,090.31 |
| OSBORNE, MARY ALICE   | \$53,551.00 |
| OSINAGA, MORGAN       | \$61,899.00 |
| OTIS, DYLAN           | \$6,392.10  |
| PADILLA, VIRGINIA     | \$25,594.86 |
| PARKER, EMILY         | \$58,006.00 |
| PARTRIDGE, ALICIA     | \$49,150.00 |
| PAYETTE, ALLISON      | \$40,585.00 |
| PELOQUIN, NICHOLAS    | \$27,421.31 |
| PIERCE, AMANDA        | \$68,907.00 |
| PIRIE, JASON          | \$39,663.20 |
| PLANTE, CHRISTOPHER   | \$975.20    |
| PLANTE, MADDISON      | \$10,847.10 |
| POPE, KAREN           | \$18,043.90 |
| POULIN, ROBIN         | \$37,400.00 |
| PUTNEY, CHRISTOPHER   | \$46,431.00 |
| RACKLIFF, MARY        | \$22,059.00 |
| REESE, WILLIAM        | \$62,970.00 |
| RIGATTI, AMANDA       | \$51,388.00 |
| SALTER, JULIE         | \$20,522.26 |
| SAVOY, JEAN           | \$17,976.85 |



---

|                       |             |
|-----------------------|-------------|
| SAYERS, MALINDA       | \$21,600.00 |
| SCAVOTTO, ALLISON     | \$42,823.00 |
| SCHOENIG, JENNIFER    | \$15,913.95 |
| SCRIBNER, SARAH       | \$20,467.00 |
| SHPER, PAUL           | \$20,020.00 |
| SICHEL, MARJORIE      | \$20,789.97 |
| SINGER, SHERYL        | \$68,907.00 |
| SMITH, VALERIE        | \$13,315.50 |
| SMITH, KATELYN        | \$35,256.00 |
| SPRAGUE, GARY         | \$49,133.28 |
| STACEY, AUSTIN        | \$18,103.50 |
| STEIL, NATHAN         | \$16,602.07 |
| STEVENS, ROBIN        | \$7,119.75  |
| STONE, DARION         | \$10,489.50 |
| SUNDQUIST, MELINDA    | \$16,193.40 |
| THOMAS, IAN           | \$38,930.00 |
| THOMPSON, CYNTHIA     | \$41,073.04 |
| THOMPSON, SARA        | \$56,352.00 |
| THYGESEN, DENISE      | \$23,361.58 |
| TREPANIER, WANDA      | \$28,310.90 |
| TRIANO, LEANNE        | \$65,014.00 |
| TROMBLY, MEGAN        | \$15,451.45 |
| WALBRIDGE, SONJA      | \$19,489.05 |
| WALKER, JOHN          | \$50,338.41 |
| WAWRZYNIAK, ALEXANDER | \$56,352.00 |
| WEBSTER, JENNIFER     | \$19,685.85 |
| WESELCOUCH, JAMES     | \$45,549.00 |
| WHEELER, MELISSA      | \$56,352.00 |
| WHITE, JESSE          | \$68,907.00 |
| WIEBER, MEGAN         | \$59,661.00 |
| WIGGINS, MELISSA      | \$43,894.00 |
| WILLETT, DONNA        | \$23,171.97 |
| WOODARD, JASON        | \$66,960.00 |

**BARRE UNIFIED UNION SCHOOL DISTRICT  
SPAULDING HIGH SCHOOL  
CENTRAL VERMONT CAREER CENTER  
FY '20 SALARIES AND WAGES**  
*(includes only those earning more than \$500)*

|                      |              |
|----------------------|--------------|
| AITHER, LUCAS        | \$86,085.19  |
| ALEXANDER, SAMANTHA  | \$38,930.00  |
| ALLEN, JANE          | \$19,165.13  |
| AUBE, ANDREW         | \$66,272.00  |
| AUSTIN, MARGO        | \$65,014.00  |
| BALL, DAVID          | \$56,352.00  |
| BENOIT, OLGA         | \$65,208.00  |
| BERKELEY, THERESA    | \$17,343.60  |
| BERRYMAN, LAURIE     | \$68,907.00  |
| BESSETTE, BRADLEY    | \$63,067.00  |
| BICKNELL, ELIZABETH  | \$53,060.40  |
| BINGINOT, MATTHEW    | \$45,549.00  |
| BLONDIN, JAMIE       | \$30,420.33  |
| BONoyer, TERESE      | \$24,201.00  |
| BOONE, DANNY         | \$64,454.56  |
| BOOTH, MARIA         | \$3,136.50   |
| BOOTH, ROBERT        | \$45,549.00  |
| BRENNAN, SUSAN       | \$70,074.00  |
| BRIZZOLARA, DANIELLE | \$51,388.00  |
| BROOKS, KATIE        | \$23,422.50  |
| BUCK, LAUREN         | \$53,335.00  |
| BUSHNELL, JOHN       | \$61,315.00  |
| CAPOBIANCO, JAYSON   | \$45,509.34  |
| CAPRON, SARAH        | \$36,747.30  |
| CARPENTER, JESSICA   | \$65,014.00  |
| CARTER, ERIN         | \$67,096.08  |
| CARTER, NORMAN       | \$65,014.00  |
| CHAMBERLIN, PENNY    | \$104,974.70 |
| CHAMBERS, SCHUYLER   | \$9,940.70   |
| CHAP, SARAH          | \$61,315.00  |

---

|                         |             |
|-------------------------|-------------|
| CHICKERING, SUSAN       | \$55,755.06 |
| CLARK, WENDY            | \$52,264.40 |
| CLOUTIER, CHERYL        | \$10,837.51 |
| COLEMAN, ELISHA         | \$60,595.32 |
| COOPER, GAIL            | \$40,599.00 |
| COULTAS, STEVEN         | \$63,067.00 |
| CRAWFORD STEMPEL, COLIN | \$58,006.00 |
| CURRIER, CHRISTINA      | \$45,549.00 |
| CURRIER, WENDY          | \$27,838.99 |
| DAVIS, MELODY           | \$8,568.00  |
| DETWEILER, DAVID        | \$42,240.00 |
| DEWEY, BRANDI           | \$45,549.00 |
| DUANE, NORA             | \$65,014.00 |
| DUNLEA, RYAN            | \$59,661.00 |
| EATON, BRENDAN          | \$51,738.32 |
| ELGOOD, REBECCA         | \$61,549.08 |
| EVERETT, VICTORIA       | \$68,907.02 |
| FECTEAU, THEODORE       | \$15,995.15 |
| FERLAND, MARISA         | \$15,284.79 |
| FERLAND, JAMES          | \$77,467.22 |
| FRANKS, CATHERINE       | \$60,245.00 |
| FRATTINI, NORMAN        | \$42,256.00 |
| FREDRIKSEN, GUINEVERE   | \$49,734.00 |
| FRITJOFSON, KENNETH     | \$65,014.00 |
| FULLER, KATHLEEN        | \$70,074.40 |
| GABORIAULT, SARA        | \$20,666.31 |
| GARDNER, KATHERIN       | \$54,405.00 |
| GARLAND, AMANDA         | \$59,369.00 |
| GAUDREAU, MARY          | \$52,751.00 |
| GRAHAM, EMILY           | \$71,593.00 |
| GRASSO, JOHN            | \$36,719.60 |
| GRAY, MARILYN           | \$16,201.48 |
| GRESSER, SAUL           | \$68,907.00 |
| GRIGGS, SCOTT           | \$91,500.00 |

---

|                             |             |
|-----------------------------|-------------|
| HALEY, KEVIN                | \$65,014.00 |
| HAMMOND, TIMOTHY            | \$42,240.00 |
| HAWLEY, SUSAN               | \$23,920.43 |
| HEBERT, LORI                | \$65,014.00 |
| HESTER REYES, JOSHUA        | \$19,647.66 |
| HOFFMAN, RY                 | \$70,074.40 |
| HOPWOOD, CALHAN             | \$46,425.00 |
| HOWARD, ALICIA              | \$18,856.80 |
| HOYT, CHELSEY               | \$45,462.15 |
| IMBURGIO, MANDY             | \$15,894.58 |
| JACOBS, SARA                | \$45,848.58 |
| JANKOWSKI, KATIE            | \$58,006.00 |
| JONES, OPAL                 | \$7,272.65  |
| KELLEY, STEPHEN             | \$58,006.00 |
| KILL, JOSEPH                | \$8,448.30  |
| KISHISHITA, YOKO            | \$66,084.40 |
| KLINE, JAMES                | \$24,132.60 |
| KOLOMEITSEV, DIMITRI        | \$25,295.76 |
| KULIS, JESSICA              | \$65,208.00 |
| LAFRANCIS DURRELL, MICHELLE | \$66,960.00 |
| LAGALA, RENEE               | \$19,586.05 |
| LAPERLE, PHILIP             | \$55,042.74 |
| LAVIGNE, KEVIN              | \$38,670.24 |
| LECLAIR, BRITTANY           | \$3,706.38  |
| LEENE, PATRICK              | \$47,495.00 |
| LESSARD, DONALD             | \$50,694.80 |
| LEWIS, JOHN                 | \$72,021.40 |
| LOESCH, SAMANTHA            | \$48,079.00 |
| LONG, CLIFTON               | \$65,014.00 |
| LOUGHLIN, EMILY             | \$58,006.00 |
| LUCK HILL, JENNIFER         | \$62,483.40 |
| LUSSIER, BRANDY             | \$25,941.94 |
| LYFORD, JEREMI              | \$3,114.40  |
| LYFORD, JEREMI              | \$44,411.47 |

---

|                         |             |
|-------------------------|-------------|
| LYON, JENNIFER          | \$65,014.00 |
| MACRITCHIE, CINDY       | \$45,549.00 |
| MARINEAU, KARINE        | \$68,907.00 |
| MARING, FRANCIS         | \$36,407.60 |
| MARTINO, MATTHEW        | \$66,084.40 |
| MATTESON, CARL          | \$63,067.00 |
| MAXEY, KARA             | \$40,330.24 |
| MCGEE-BROWMAN, NASHANDA | \$24,146.44 |
| MCGRATH-GAUDREAU, LORA  | \$32,250.00 |
| MCKINSTRY, STEPHEN      | \$50,122.80 |
| MCSHEFFREY, KRISTINE    | \$52,459.00 |
| MCSWEENEY, D THOMAS     | \$71,404.60 |
| MILLER, REBECCA         | \$13,840.00 |
| MIRANDA-O'NEILL, MYRNA  | \$68,907.00 |
| MISHKIT, SAMANTHA       | \$53,918.40 |
| MOORE, BENJAMIN         | \$64,916.00 |
| MORAN, CHRISTOPHER      | \$66,960.00 |
| MORRIS, LARRY           | \$44,822.80 |
| MORVAN, LAURIE          | \$36,952.51 |
| MUDGE, LISA             | \$36,464.42 |
| MUNROE, ADAM            | \$44,351.64 |
| NISHBALL-WILLIAMS, BETH | \$65,014.00 |
| OLSEN, STEPHANIE        | \$26,312.04 |
| O'TOOLE, THOMAS         | \$65,014.00 |
| PALLAS, SHAWN           | \$35,260.96 |
| PETERSON, LINDSAY       | \$56,352.00 |
| POITRAS, DAWN           | \$58,522.44 |
| PORTELANCE, MARGARET    | \$68,907.00 |
| PRATT, WILLIAM          | \$24,905.20 |
| PRENTICE, JULIE         | \$20,329.32 |
| PUTNAM, DONNA           | \$21,569.56 |
| RANSOM, NANCY           | \$22,139.79 |
| REARDON, MARY           | \$59,369.00 |
| REILLY, KIRSTIN         | \$62,970.00 |

---

|                           |              |
|---------------------------|--------------|
| REYMORE, GERARD           | \$68,907.00  |
| ROSS, CASSANDRA           | \$3,703.84   |
| ROSS, NICHOLAS            | \$42,240.00  |
| ROWELL, BROOKE            | \$22,167.00  |
| RUSSELL COPPING, PATRICIA | \$15,246.00  |
| RYAN, ANNA                | \$21,258.05  |
| SALDI, ANGELLA            | \$61,315.00  |
| SCHARNBERG, CRISTINA      | \$65,885.09  |
| SCOTT, WILLIAM            | \$63,067.00  |
| SENECAL, LINDA            | \$19,051.20  |
| SENG, STEFANIE            | \$49,734.00  |
| SHEDD, JOAN               | \$15,383.23  |
| SINGER, GRETCHEN          | \$24,784.38  |
| SINGER, DONALD            | \$104,782.00 |
| SKIDMORE, KIARA           | \$22,975.95  |
| SMITH, PAMELA             | \$49,442.00  |
| SMITH, CHRISTINE          | \$68,907.00  |
| SOFFEN, NATALIE           | \$65,000.00  |
| ST RAYMOND, KATHRYN       | \$45,549.00  |
| STABELL, KERRY            | \$20,910.79  |
| STALLING, HEATHER         | \$31,227.00  |
| STITELY, DOUGLAS          | \$17,849.12  |
| STRONG, BARBARA           | \$68,907.00  |
| TAYLOR, TRACY             | \$66,960.00  |
| THIBAUT, NEALEE           | \$49,150.00  |
| TODD, MEGAN               | \$12,353.00  |
| TORRES, JUAN              | \$1,440.00   |
| TOSI, ALICIA              | \$66,960.00  |
| TOSI-TITUS, LAUREN        | \$6,029.10   |
| TOZZI, WAYNE              | \$68,128.40  |
| TREPANIER, JAN            | \$29,790.97  |
| ULZ, WILLIAM              | \$16,590.00  |
| VIOLETTE, MYA             | \$65,014.00  |
| VIRGE, JEFFREY            | \$13,471.40  |

---

|                     |              |
|---------------------|--------------|
| WATERHOUSE, BRENDA  | \$102,831.06 |
| WELCH, ANTHONY      | \$38,001.60  |
| WETZEL, SANDRA      | \$62,307.16  |
| WHALEN, MICHAEL     | \$54,405.00  |
| WHITCOMB, KATHERINE | \$38,930.00  |
| WILLARD, JESSE      | \$54,697.00  |
| WILLIS, JAMES       | \$63,067.00  |
| WINSTON, JONATHAN   | \$41,760.97  |
| WOOD, CHRISTOPHER   | \$45,549.00  |
| ZANLEONI, CHERYL    | \$31,528.86  |
| ZEMBA, JAN          | \$68,907.00  |

**BARRE UNIFIED UNION SCHOOL DISTRICT  
FY '20 SALARIES AND WAGES**

*(includes only those earning more than \$500)*

|                       |             |
|-----------------------|-------------|
| AJANMA, EMMANUEL      | \$78,030.00 |
| AKLEY, GINA           | \$1,250.00  |
| ALLEN, JOSHUA         | \$50,819.20 |
| ANDERSON, STACY       | \$98,019.00 |
| BABIC, LESLIE         | \$40,679.69 |
| BAKER, ANN            | \$43,785.00 |
| BAREWICZ, JESSICA     | \$95,445.42 |
| BOLTIN, TIMOTHY       | \$1,250.00  |
| CECCHINELLI, GIULIANO | \$1,250.00  |
| CIOFFI, SUZANNE       | \$24,770.00 |
| COPPING, DEVIN        | \$26,048.00 |

---

|                         |              |
|-------------------------|--------------|
| COUTURE, KATHY          | \$38,046.69  |
| DEFORGE, TESSA          | \$4,082.33   |
| DEMERS, LAUREN          | \$45,344.00  |
| DERNER, JASON           | \$74,284.00  |
| DUNLEA, ASHLEY          | \$19,738.60  |
| EMMONS, MICHAEL         | \$41,789.60  |
| EVANS, JAMIE            | \$76,406.98  |
| FOLLAND, ANTHONY        | \$1,250.00   |
| GILBAR, KRISTIN         | \$48,242.50  |
| GILBERT, TINA           | \$47,184.50  |
| GONYAW, MEGAN           | \$38,743.80  |
| ISABELLE, J Guy         | \$1,250.00   |
| KERIN HUTCHINS, REBECCA | \$1,250.00   |
| LAGERSTEDT, ROBERT      | \$25,584.00  |
| LEEMAN, MICHELLE        | \$42,800.00  |
| MALONE, PAUL            | \$2,000.00   |
| MAROLD, CAROL           | \$59,510.88  |
| MAY, LAUREN             | \$75,000.00  |
| MCMAHON, DONALD         | \$104,336.64 |
| MERRILL, BENJAMIN       | \$4,119.24   |
| PANDOLFO, JOHN          | \$130,000.00 |
| PAPINEAU, LINDA         | \$38,376.00  |
| PERREAULT, LISA         | \$95,000.00  |
| POMPEI, VICTORIA        | \$1,250.00   |
| RENAUD, AMY             | \$19,507.43  |
| RHOADES, ANNETTE        | \$75,000.00  |
| SELL, JOHN              | \$34,281.00  |
| SMITH, DANIEL           | \$40,946.55  |
| SPAULDING, SONYA        | \$1,250.00   |
| STALLING, ROBERT        | \$45,344.00  |
| TOUCHETTE, HEATHER      | \$11,145.00  |
| WEBB, REBECCA           | \$82,000.00  |
| WELLS, SANDRA           | \$14,721.06  |
| YOUNG, ARTHUR           | \$48,588.80  |
| YOUNG, ASHLEY           | \$49,986.82  |



**Mudgett  
Jennett &  
Krogh-Wisner, P.C.**  
Certified Public Accountants #435

December 31, 2020

The Board of Education  
Barre Unified Union School District #97

In connection with audit engagements, we are required by auditing standards generally accepted in the United States of America to communicate certain matters with those charged with governance. The term "those charged with governance" means the persons with responsibility for overseeing the strategic direction of the entity and obligations related to the accountability of the entity, for example the Board of Education (the Board) or a designated Board officer or committee. This communication is provided in connection with our audit of the financial statements of the Barre Unified Union School District #97 (the District) as of and for the year ended June 30, 2020.

These standards require us to communicate with you any matters related to the financial statement audit that are, in our professional judgment, significant and relevant to your responsibilities in overseeing the financial reporting process. They also set the expectation that our communication will be two way, and that the Board or their designee will communicate with us matters you consider relevant to the audit. Such matters might include strategic decisions that may significantly affect the nature, timing, and extent of audit procedures.

This letter summarizes those matters which we are required by professional standards to communicate to you in your oversight responsibility for the District's financial reporting process.

#### **Auditor's Responsibility under Professional Standards**

Our responsibilities under auditing standards generally accepted in the United States of America and *Government Auditing Standards* issued by the Comptroller General of the United States were described in our arrangement letter dated May 12, 2020. Our audit of the financial statements does not relieve management or those charged with governance of their responsibilities, which are also described in that letter.

#### **An Overview of the Planned Scope and Timing of the Audit**

The scope of the audit was also described in our arrangement letter dated May 12, 2020. The audit was conducted from October through December 2020; our exit conference with management was held on December 9, 2020; drafts of the financial statements and reports were provided to management in December, 2020.

#### **Accounting Policies and Practices**

- **Preferability of Accounting Policies and Practices**

Under accounting principles generally accepted in the United States of America, in certain circumstances, management may select among alternative accounting practices. In our view, in such circumstances, management has selected the preferable accounting practice.

Barre Unified Union School District #97  
December 31, 2020  
Page 2

- **Adoption of, or Change in, Accounting Policies**

Management and the Board have ultimate responsibility for the appropriateness of the accounting policies used by the District.

- **Significant or Unusual Transactions**

We did not identify any significant or unusual transactions or significant accounting policies in controversial or emerging areas for which there is a lack of authoritative guidance or consensus.

- **Management's Judgments and Accounting Estimates**

Accounting estimates are an integral part of the preparation of financial statements and are based upon management's current judgment. The process used by management encompasses their knowledge and experience about past and current events and certain assumptions about future events. The significant accounting estimates reflected in the District's 2020 financial statements are depreciation expense the State of Vermont's estimates of the District's pension expense, pension deferrals, and net pension liability for the Vermont Municipal Employees' Retirement System; and the State of Vermont's estimates of the District's share of pension and OPEB expenses for teachers in the Vermont State Teachers' Retirement System.

#### **Audit Adjustments**

During the audit we proposed 11 adjustments to the general ledger balances provided for audit. Management also provided 4 adjustments to adjust additional items that were identified by management during the audit.

Management accepted the proposed adjustments and those changes are reflected in the 2020 financial statements. The significant effects of these adjustments were to (1) adjust beginning fund balances, (2) adjust accounts receivable at June 30, 2020, (3) adjust capital asset and depreciation amounts, (4) adjust long-term liability balances, (5) adjust deferred pension expense, deferred pension credits, net pension liability, and net pension expense for the Vermont Municipal Employees' Retirement System, and (6) adjust the State of Vermont on-behalf pension and OPEB expenses for the Vermont State Teachers' Retirement System for the year ended June 30, 2020.

#### **Uncorrected Misstatements**

We are not aware of any uncorrected misstatements other than misstatements that are clearly trivial.

#### **Disagreements with Management**

We encountered no disagreements with management over the application of significant accounting principles, the basis for management's judgments on any significant matters, the scope of the audit, or significant disclosures to be included in the financial statements.

#### **Consultations with Other Accountants**

We are not aware of any consultations that management may have had with other accountants about accounting or auditing matters.

Barre Unified Union School District #97  
December 31, 2020  
Page 3

**Significant Issues Discussed with Management**

We did not have correspondence with management regarding significant issues arising from the audit. We have discussed accounting matters relating to the District's accounting estimates and audit adjustments.

**Significant Difficulties Encountered in Performing the Audit**

We did not encounter any significant difficulties in working with management during the audit.

**Material Weaknesses**

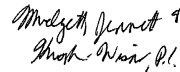
We identified no material weaknesses in the District's system of internal control over financial reporting during our audit of the financial statements.

**Certain Written Communications between Management and Our Firm**

Management provided written representations in connection with the audit in a letter to our firm dated December 31, 2020. A copy of the letter is available upon your request.

This report is intended solely for the information and use of the Board and management and is not intended to be and should not be used by anyone other than these specified parties. It will be our pleasure to respond to any questions you have regarding this letter. We appreciate the opportunity to be of service to the District.

Very truly yours,  
Mudgett, Jennett & Krogh-Wisner, P.C.



**BARRE UNIFIED UNION SCHOOL DISTRICT #97  
BARRE, VERMONT  
FINANCIAL STATEMENTS  
JUNE 30, 2020  
AND  
INDEPENDENT AUDITOR'S REPORTS**

**BARRE UNIFIED UNION SCHOOL DISTRICT #97**

**JUNE 30, 2020**

**TABLE OF CONTENTS**

|                                                                                                                                                                                                                                       | <u>Page(s)</u> |
|---------------------------------------------------------------------------------------------------------------------------------------------------------------------------------------------------------------------------------------|----------------|
| Independent Auditor's Report.....                                                                                                                                                                                                     | 1 - 2          |
| Management's Discussion and Analysis.....                                                                                                                                                                                             | 3 - 10         |
| Basic Financial Statements:                                                                                                                                                                                                           |                |
| Government-wide Financial Statements -                                                                                                                                                                                                |                |
| Government-wide Statement of Net Position.....                                                                                                                                                                                        | 11 - 12        |
| Government-wide Statement of Activities.....                                                                                                                                                                                          | 13             |
| Fund Financial Statements -                                                                                                                                                                                                           |                |
| Balance Sheet - Governmental Funds.....                                                                                                                                                                                               | 14 - 16        |
| Statement of Revenues, Expenditures and Changes in Fund Balances -<br>Governmental Funds.....                                                                                                                                         | 17 - 19        |
| Statement of Revenues and Expenditures - Budget and Actual - General Fund.....                                                                                                                                                        | 20 - 21        |
| Statement of Revenues and Expenditures - Budget and Actual -<br>Central Vermont Career Center Fund.....                                                                                                                               | 22             |
| Statement of Net Position - Proprietary Funds.....                                                                                                                                                                                    | 23             |
| Statement of Revenues, Expenses and Changes in Net Position - Proprietary Funds.....                                                                                                                                                  | 24             |
| Statement of Cash Flows - Proprietary Funds.....                                                                                                                                                                                      | 25             |
| Statement of Net Position - Fiduciary Funds.....                                                                                                                                                                                      | 26             |
| Notes to Financial Statements.....                                                                                                                                                                                                    | 27 - 41        |
| Supplementary Schedules:                                                                                                                                                                                                              |                |
| Schedule 1 - Schedule of District's Proportionate Share of Net Pension Liability - VMERS.....                                                                                                                                         | 42             |
| Schedule 2 - Schedule of District's Contributions - VMERS.....                                                                                                                                                                        | 42             |
| Compliance Reports:                                                                                                                                                                                                                   |                |
| Independent Auditor's Report on Internal Control Over Financial Reporting and<br>on Compliance and Other Matters Based on an Audit of Financial Statements<br>Performed in Accordance with <i>Government Auditing Standards</i> ..... | 43 - 44        |
| Independent Auditor's Report on Compliance for Each Major Federal Program and<br>Report on Internal Control Over Compliance Required by Uniform Guidance.....                                                                         | 45 - 46        |
| Schedule of Expenditures of Federal Awards.....                                                                                                                                                                                       | 47             |
| Notes to Schedule of Expenditures of Federal Awards.....                                                                                                                                                                              | 48             |
| Schedule of Findings and Questioned Costs.....                                                                                                                                                                                        | 49             |
| Status of Prior Audit Findings.....                                                                                                                                                                                                   | 49             |

**Mudgett  
Jennett &  
Krogh-Wisner, P.C.**  
Certified Public Accountants #435

### INDEPENDENT AUDITOR'S REPORT

The Board of Education  
Barre Unified Union School District #97

#### **Report on the Financial Statements**

We have audited the accompanying financial statements of the governmental activities, the business-type activities, each major fund and the aggregate remaining fund information of the Barre Unified Union School District #97 (the District) as of and for the year ended June 30, 2020, and the related notes to the financial statements, which collectively comprise the District's basic financial statements as listed in the table of contents.

#### ***Management's Responsibility for the Financial Statements***

Management is responsible for the preparation and fair presentation of these financial statements in accordance with accounting principles generally accepted in the United States of America; this includes the design, implementation, and maintenance of internal control relevant to the preparation and fair presentation of financial statements that are free from material misstatement, whether due to fraud or error.

#### ***Auditor's Responsibility***

Our responsibility is to express opinions on these financial statements based on our audit. We conducted our audit in accordance with auditing standards generally accepted in the United States of America and the standards applicable to financial audits contained in *Government Auditing Standards*, issued by the Comptroller General of the United States. Those standards require that we plan and perform the audit to obtain reasonable assurance about whether the financial statements are free from material misstatement.

An audit involves performing procedures to obtain audit evidence about the amounts and disclosures in the financial statements. The procedures selected depend on the auditor's judgment, including the assessment of the risks of material misstatement of the financial statements, whether due to fraud or error. In making those risk assessments, the auditor considers internal control relevant to the District's preparation and fair presentation of the financial statements in order to design audit procedures that are appropriate in the circumstances, but not for the purpose of expressing an opinion on the effectiveness of the District's internal control. Accordingly, we express no such opinion. An audit also includes evaluating the appropriateness of accounting policies used and the reasonableness of significant accounting estimates made by management, as well as evaluating the overall presentation of the financial statements.

We believe that the audit evidence we have obtained is sufficient and appropriate to provide a basis for our audit opinions.

#### ***Opinions***

In our opinion, the financial statements referred to above present fairly, in all material respects, the respective financial position of the governmental activities, the business-type activities, each major fund and the aggregate remaining fund information of the Barre Unified Union School District #97 as of June 30, 2020, and the respective changes in financial position and, where applicable, cash flows thereof and the respective budgetary



**BARRE UNIFIED UNION SCHOOL DISTRICT #97  
MANAGEMENT'S DISCUSSION AND ANALYSIS  
JUNE 30, 2020**

The management's discussion and analysis (MD&A) of Barre Unified Union School District #97 (the District) financial performance provides an overall review of the District's financial activities for the fiscal year ended June 30, 2020. The intent of this discussion and analysis is to look at the District's financial performance as a whole. Readers should also review the independent auditor's letter, the basic financial statements, the notes to the financial statements, and the supplementary information to enhance their understanding of the District's financial performance.

Please note that this is the first audit of the newly merged District. On November 30, 2018 the State Board of Education directed the Barre Supervisory Union, Barre City School District, Barre Town School District, and Spaulding Union High School District/Central Vermont Career Center to merge into this District under Act 46. This transition took place smoothly, as evidenced by the attached favorable financial statements and auditors' opinion.

Unfortunately, due to failed votes in Barre Town, the District was not able to benefit from the incentives under Act 46 which would have assisted the transition and would have provided the tax payers with substantial savings over a 10 year period.

**Financial Highlights**

Key financial highlights for the year ended June 30, 2020, are as follows:

- The financial statements as of June 30, 2020 reflect the government-wide net position decrease of approximately \$270,368. The net position of governmental activities decreased \$286,796, the business-type activities increased \$17,371, and the component unit decreased by \$943.
- Government-wide revenues totaled \$56.9 million. General revenues accounted for \$32.8 million or 57.6 percent of total revenues. Program revenues in the form of charges for services, grants, contributions, and other sources accounted for \$24 million or 42.4 percent of total revenues.
- The District had \$57.1 million in expenses related to governmental activities; \$24 million of these expenses were offset by program-specific charges for services, grants, contributions, and other sources. General revenues (primarily taxes and subsidies) of \$32.8 million were not sufficient in funding the remaining cost of programs which decreased net position by \$286,796.
- Among the governmental funds, the General Fund and the Central Vermont Career Center Fund had \$51.8 million in revenues and \$51.7 million in expenditures. These two funds also had \$0.1 million in net other financing sources (consisting of transfers in and an insurance recovery). The General Fund's fund balance increased by \$165,037. The Central Vermont Career Center Fund's fund balance increased by \$37,000.

**Using this Annual Report**

The District's annual report consists of a series of financial statements and notes to those statements that show information for the District as a whole, its various funds, and its fiduciary responsibilities. The statements are organized in a manner so that the reader might understand the District. First, the statements show the District as a financial whole by presenting information on a government-wide basis. Then, the statements provide the reader with a detailed look at specific financial activities of the District.



The first two statements are the Government-Wide Statement of Net Position and the Government-Wide Statement of Activities. These statements provide information about the financial status and operations of the entire District.

Fund financial statements provide the next level of detail, showing the District's most significant funds in separate columns and non-major funds totaled in one column. For governmental funds, these statements tell how the services were financed in the short-term as well as what remains for future spending. Proprietary fund statements show the financial information for activities operated like a business: the Adult Education Fund, and Building Trades Fund. Fiduciary fund statements present information for relationships where the District acts solely as a trustee or agent of the party to whom the resources belong.

The notes to financial statements further explain the information presented in the financial statements and provide more detailed data. The notes are an integral part of the financial statements. The notes are followed by a section of supplementary information that further explains and supports the financial statements with additional post-employment benefits plan information.

#### **Reporting the District as a Whole**

The analysis of the District as a whole in the MD&A begins on page 5. While this report contains the large number of funds used by the District to provide programs and activities, the view of the District as a whole looks at all financial transactions and asks the question, "Is the condition of the District better or worse as a result of the operations during the school year?" The government-wide statements, which begin on page 11, present information about the District as a whole in a way that helps to answer this question. The statement of net position includes all of the District's assets, deferred outflows of resources, liabilities, deferred inflows of resources, and net position. All of the current year's revenues and expenses are accounted for in the statement of activities regardless of when cash is received or paid. Both statements are prepared on the accrual basis of accounting, which is similar to the method used by most private sector companies.

The government-wide statements report the District's net position. Assets plus deferred outflows of resources less liabilities and deferred inflows of resources, as reported in the Statement of Net Position, are one way to measure the District's financial health, or net position. Over time, increases or decreases in the District's net position, as reported in the statement of activities, are used as one indicator of whether the District's financial health is improving or deteriorating. The District exists to provide services, primarily educational, to its students so it does not have the profit-generation goal of private-sector companies. For this reason, the reader must also consider nonfinancial factors, such as the quality of the education provided, when assessing the *overall* health of the District.

In the government-wide financial statements, the District's activities are divided into three categories:

- *Governmental Activities* - Most of the District's programs and services are reported under this category including instruction, support services, operation and maintenance of plant services, pupil transportation, and extracurricular activities. These activities are primarily financed by property taxes, subsidies and grants from the federal and state governments.
- *Business-Type Activities* - The District operates an adult education program whereby it charges students, staff, and other users in order to cover the costs of the services provided. The District also operates a building trades program, which is funded by proceeds from house sales.
- *Component Unit* - The District has identified the Spaulding High School Foundation, LTD. (SHS Foundation) as a discretely presented component unit in accordance with GASB Statement No. 61, *The Financial Reporting Entity Omnibus*. Component units are legally separate entities that are included in the District's financial statements due to fiscal dependency or common management. In the case of the SHS

Foundation, it is a legally separate nonprofit entity. The relationship between the SHS Foundation and the District includes a financial benefit, as the intent of the SHS Foundation is to support the District. The SHS Foundation is reported in a separate column in the District's government-wide financial statements.

#### Reporting the District's Most Significant Funds

The analysis of the District's major funds begins on page 7. The fund financial statements, which provide detailed information about the most significant funds, not the District as a whole, begin on page 13. The District's funds are divided into three broad types - governmental, proprietary and fiduciary. Each type of fund uses a different accounting approach.

- *Governmental Funds* - Most of the District's activities are reported in governmental funds, which focus on how money flows into and out of those funds and the balances left at year-end that are available for spending in future periods. These funds are reported using an accounting method called modified accrual accounting, which measures cash and all other financial assets that can readily be converted to cash. Governmental fund statements provide a detailed short-term view of the District's general government operations and the basic services it provides. Governmental fund information is used to determine whether there are more or less financial resources that can be spent in the near future to finance District programs. The relationship (or differences) between governmental activities (as reported in the statement of net position and the statement of activities) and governmental funds is described in the financial statements on pages 16 and 19.
- *Proprietary Funds* - Proprietary funds (described on pages 23 through 25) consist solely of activities treated as business-type activities in the government-wide financial statements. Since the same basis of accounting is used by proprietary funds and business-type activities, the information presented in total is essentially the same. The fund financial statements do provide some additional detail and information, such as cash flows.
- *Fiduciary Funds* - The District acts as fiscal agent for certain student groups and other outside groups. This activity is reported separately by the District. All of the District's fiduciary activities are reported in a separate statement on page 26. These activities are excluded from the District's other statements because the District cannot use these assets to finance its operations.

#### Financial Analysis of the District as a Whole

Recall that the statement of net position provides the perspective of the District as a whole (primary government and component unit). The Table below provides the District's net position at June 30, 2020.

|                     | <u>2020</u>              |
|---------------------|--------------------------|
| <b>Assets</b>       |                          |
| Current assets      | \$ 4,898,642             |
| Noncurrent assets   | <u>14,245,882</u>        |
| <b>Total Assets</b> | <u><b>19,144,524</b></u> |

|                                       |                             |
|---------------------------------------|-----------------------------|
|                                       | <b><u>2020</u></b>          |
| <b>Deferred outflows of resources</b> | <u>481,415</u>              |
| <b>Liabilities</b>                    |                             |
| Current liabilities                   | 3,337,134                   |
| Noncurrent liabilities                | <u>3,553,365</u>            |
| <b>Total Liabilities</b>              | <b><u>6,890,499</u></b>     |
| <b>Deferred inflows of resources</b>  | <u>222,313</u>              |
| <b>Net Position</b>                   |                             |
| Net investment in capital assets      | 11,535,276                  |
| Restricted                            | 2,145,923                   |
| Unrestricted                          | <u>(1,168,072)</u>          |
| <b>Total Net Position</b>             | <b>\$ <u>12,513,127</u></b> |

The District's net position consists of \$11.5 million invested in capital assets (such as buildings, and land). The restricted net position of \$2.1 million consists of the balances in capital projects funds that are voter committed for capital projects and tax stabilization, as well as the Central Vermont Career Center Fund, Grant Funds, Food Service Fund, and Afterschool Program Fund restricted fund balances. The unrestricted negative net position of \$1.1 million is primarily made up of long-term liabilities such as the District's proportionate share of the VMERS net pension liability.

The results of this year's operations as a whole are reported in the statement of activities on page 13. All expenses are reported in the first column. Specific charges, grants, revenues, and subsidies that directly relate to specific expense categories are listed as program revenues in the second, third, and fourth columns. The fifth and sixth columns show the amount of the District's governmental and business-type activities, respectively, that must be supported by general revenues and transfers. The eighth column shows amounts relating to the SHS Foundation component unit. The District's largest general revenue is the education spending grant. The table below takes the information from the statement of activities and rearranges the line items slightly to display total revenues for the year.

|                           |                          |
|---------------------------|--------------------------|
|                           | <b><u>2020</u></b>       |
| <b>Expenses</b>           |                          |
| Education - General       | \$ 49,725,649            |
| Education - Career Center | 2,595,644                |
| Grants                    | 3,321,897                |
| Food service              | 1,234,586                |
| Other programs            | 99,103                   |
| Adult education           | 46,270                   |
| Component unit            | 3,253                    |
| Interest                  | <u>166,212</u>           |
| <b>Total Expenses</b>     | <b><u>57,192,614</u></b> |

|                               | <u>2020</u>                |
|-------------------------------|----------------------------|
| <b>Program Revenues</b>       |                            |
| Grants and Contributions      | 22,049,281                 |
| Charges for Services          | 1,636,203                  |
| Other                         | <u>401,116</u>             |
| <b>Total Program Revenues</b> | <b><u>24,086,600</u></b>   |
| <b>General Revenues</b>       |                            |
| Education Spending Grant      | 32,689,276                 |
| Interest income               | <u>146,370</u>             |
| <b>Total General Revenues</b> | <b><u>32,835,646</u></b>   |
| <b>Total Revenues</b>         | <b><u>56,922,246</u></b>   |
| <b>Change in Net Position</b> | <b>\$ <u>(270,368)</u></b> |

The table on the previous page shows that total revenues were less than total expenses for the District as a whole by \$270,368 for the year ended June 30, 2020. It should be noted that although the District is required to present government-wide information using the accrual basis of accounting, as detailed above, the District must still prepare its budgets and report its operations under the modified accrual basis of accounting used in the fund financial statements. Operations in relation to the District's budget will be discussed later in this report under the "Financial Analysis of the District by Funds" section.

The statement of activities breaks the expenses of the District into functions or programs. These expenses are offset by related revenues (charges for services, grants, and contributions) before the general revenues of the District are applied.

The dependence upon local taxes for governmental activities is apparent. Program revenue provides only 46% of the funding needed for instruction, the major program area of the District. Even if all of the unrestricted grants, subsidies, and contributions are used toward instruction, there remains a need for more than \$28.2 million of the funding for instruction to come from local taxes and other general revenues.

The District has multiple business-type activities. These activities include the adult education and building trades activities. The total cost of the adult education operations was \$46,270. These costs were offset by charges for services (tuition) of \$41,977 and state grant funding of \$21,664. The building trades operation had a partially completed house included in its inventory that totaled \$43,101 at June 30, 2020.

#### **Financial Analysis of the District by Funds**

As previously noted, the District uses a number of funds to control and manage resources for particular purposes. Information about the District's major governmental funds starts on page 14. These funds are accounted for using the modified accrual basis of accounting. Combined, the governmental funds had total revenues of \$56.8 million, and expenditures of \$56.6 million. The net change in fund balance for the year was an increase of \$431,987. The increase in fund balance is primarily related to strong grant funding and reduced operating costs due to the COVID pandemic.

#### **General Fund & Central Vermont Career Center Fund**

The general fund increased its fund balance by \$165,037 to a deficit balance of \$313,296. The District had budgeted to utilize \$200,000 in prior year fund balance. The positive variance is attributed to total expenditures falling below estimates.

Nonspendable fund balance in the amount of \$8,910 corresponds with the prepaid expense amount included in assets. Restricted fund balance in the amount of \$859,313 is the fund balance for the Central Vermont Career Center Fund, Grant Funds, Food Service Fund, and Afterschool Program Fund. The District's voters have committed \$317,573 for future capital projects and \$957,962 for tax stabilization. The District reported a remaining negative unassigned fund balance of \$338,320.

#### Long-term Debt

As of June 30, 2020, the District had an obligation to repay debt of \$2,710,606. The District is indebted to the Vermont Municipal Bond Bank for a 2010 series 4 bond which matures in December 2021 and three other notes with varying maturities through August 2028.

#### Financial Highlights

The District's budget is prepared according to Vermont law and is based on the modified accrual basis of accounting. The funds with a formally adopted budget are the General Fund, and the Central Vermont Career Center Fund. General Fund and Central Vermont Career Center Fund budget to actual statements can be found on pages 20 through 22 of this report.

Total General Fund revenue from all sources was \$327,063 lower than budgeted. Expenditures were \$217,689 lower than budgeted. The end result is that the District added \$165,037 to its fund balance.

Relative to the budget, the following significant variations occurred during the fiscal year:

- The District budgeted to utilize \$200,000 of excess fund balance from prior years to cover expenditures and those funds did not need to be utilized in the current year. They will be carried over to future years.
- State grant revenues were lower than anticipated but are offset by savings in expenditures.
- Federal grant revenues were higher than anticipated but are offset by higher federal expenditures.
- Interest revenue exceeded the anticipated budget by \$91,334. This resulted from interest generated by the District's positive cash balance.
- Special education expenses in the areas of tuition to outside placements and contracted services were higher than anticipated.

The Central Vermont Career Center Fund's revenues were more than expenditures in FY20 and caused an increase in fund balance for the year of \$37,000. Revenues and expenditures vary from the operating budget, as shown on the Statement of Revenues and Expenditures - Budget and Actual - Central Vermont Career Center Fund. Management has reviewed and reported these variances to the District's Board and finds them to be acceptable. Certain budget to actual variances are described on the following page.

- Revenues:

The Central Vermont Career Center Fund's revenue was below budget by \$131,580 because the anticipated use of \$100,000 in prior year surplus was not appropriated.

The Central Vermont Career Center Fund budgeted to utilize \$100,000 of excess fund balance from prior years to cover expenditures and utilized \$0 in the current year. The remainder will be carried over to future years.

Intergovernmental - State: This was \$22,878 lower than the budget but due to decreased activity in the program overall.

- Expenditures:


Vocational Education: This area shows the largest variance of \$210,990. The majority of the difference was lower than anticipated costs for salaries/wages, health insurance, and supplies.

The District's combined fund balance for the General Fund and Central Vermont Career Center Fund at June 30, 2020 was a deficit of \$132,416.

**The District's Future**

The District has the lowest per pupil spending compared to other schools in Vermont. As measured by the Vermont Agency of Education, following is the Education Agency Spending per pupil cost chart for FY21 for various districts throughout Vermont:

**Spending Per Equalized Pupil by District**



The District will likely not be able to continue to sustain this low spending in future years because of collective bargaining agreement increases as well as the double-digit health insurance increases over the past 3 years. The unfunded legislative, associations, and agency of education mandates continue to present a financial hardship to this District. One example is 16 V.S.A. 1944d, Employer Annual Charge for Teacher Health Care. This is an annual assessment paid to the State of Vermont Office of the State Treasurer for teachers new to the retirement system on July 1, 2015. The District paid \$145,000 in FY20 and this number will continue to increase each year. In addition, Act 11 of 2018 resulted in the arbitrator choosing the Vermont NEA's proposal which has had significant impact, increasing the cost of health insurance benefits to the District.

The COVID-19 pandemic has challenged districts across Vermont and has created a huge deficit in the State of Vermont's Education Fund due primarily to the decrease in non-property revenues such as the sales and use tax, meals and rooms tax, purchase and use tax, and lottery proceeds. The recent announcement dated December 1, 2020 from the Vermont Tax Commissioner, Craig Bolio, forecasts serious concerns regarding Vermont affordability. Vermonters are approaching the FY22 budget cycle with one of the largest single year increases in the average homestead tax rate in the last decade.

The Vermont Association of School Business Officials (VASBO) worked with the Agency of Education (AOE) to develop a Uniform Chart of Accounts (UCOA). The District closely mirrored this UCOA while consolidating 5 budgets into a single budget. The legislature mandated all districts/supervisory unions to have implemented the new UCOA by July 1, 2022 however this mandate was delayed due to the issues surrounding state-wide consistency and the lack of published business rules from the AOE. The AOE contracted with a financial management company, PowerSchool to use a version of the company's eFinancePlus cloud software state wide. Districts state wide were directed they would be implementing the system in a 3 year cycle. This has recently been delayed, as well, due to issues around limited functionality of the system and inadequate on-site consultation. Several districts who have completed a full year with the system were issued audit findings during their annual financial statement and single audits. Findings included issues in basic reporting, lack of due to due from accounting as this process was not automated in the system, and absence of a bank reconciliation module.

The District remains committed to providing students and staff with the resources that will provide a quality education while remaining sensitive to fiscal constraints.

While focusing on educational advancement, the District has also emphasized the need to have appropriate facilities because the District believes that the school environment also impacts good education. The District continues to maintain all buildings and grounds with safety and aesthetically pleasing environment in mind. In addition, the District reached out to voters on March 6, 2020 seeking approval to acquire property and to build an alternative school. The current program is now in a leased building. The new facility will expand the number of students who are able to attend the program, increase opportunities for students, and will reduce the cost of sending students out of our community to expensive independent programs.

#### **Contacting the District's Financial Management**

This financial report is designed to provide our citizens, taxpayers, customers, and investors and creditors with a general overview of the District's finances and to show the District's accountability for the money it receives. If you have questions about this report or need additional financial information, contact the Business Manager at the central office at 120 Ayers Street, Barre, VT 05641.

**BARRE UNIFIED UNION SCHOOL DISTRICT #97**  
**GOVERNMENT-WIDE STATEMENT OF NET POSITION**  
**JUNE 30, 2020**  
 (Page 1 of 2)

|                                            | Primary Government         |                             |                   | Component Unit                               |
|--------------------------------------------|----------------------------|-----------------------------|-------------------|----------------------------------------------|
|                                            | Governmental<br>Activities | Business-type<br>Activities | Totals            | Spaulding<br>High School<br>Foundation, LTD. |
| <b>ASSETS:</b>                             |                            |                             |                   |                                              |
| Current assets -                           |                            |                             |                   |                                              |
| Cash and cash equivalents                  | \$ 2,626,828               | \$ -                        | \$ 2,626,828      | \$ 11,075                                    |
| Accounts receivable                        | 2,208,414                  | 964                         | 2,209,378         | -                                            |
| Inventory                                  | 8,910                      | 43,101                      | 52,011            | -                                            |
| Due from (to) other activities             | (32,295)                   | 31,645                      | (650)             | -                                            |
| Total current assets                       | <u>4,811,857</u>           | <u>75,710</u>               | <u>4,887,567</u>  | <u>11,075</u>                                |
| Noncurrent assets -                        |                            |                             |                   |                                              |
| Capital assets                             | 40,456,723                 | -                           | 40,456,723        | -                                            |
| less - accumulated depreciation            | (26,210,841)               | -                           | (26,210,841)      | -                                            |
| Total noncurrent assets                    | <u>14,245,882</u>          | <u>-</u>                    | <u>14,245,882</u> | <u>-</u>                                     |
| Total assets                               | <u>19,057,739</u>          | <u>75,710</u>               | <u>19,133,449</u> | <u>11,075</u>                                |
| <b>DEFERRED OUTFLOWS<br/>OF RESOURCES:</b> |                            |                             |                   |                                              |
| Deferred pension expense                   | 481,415                    | -                           | 481,415           | -                                            |
| <b>LIABILITIES:</b>                        |                            |                             |                   |                                              |
| Current liabilities -                      |                            |                             |                   |                                              |
| Accounts payable                           | 353,099                    | -                           | 353,099           | -                                            |
| Accrued expenses                           | 2,644,338                  | -                           | 2,644,338         | -                                            |
| Current portion - Long-term debt           | 284,043                    | -                           | 284,043           | -                                            |
| Accrued interest                           | 55,654                     | -                           | 55,654            | -                                            |
| Total current liabilities                  | <u>3,337,134</u>           | <u>-</u>                    | <u>3,337,134</u>  | <u>-</u>                                     |
| Noncurrent liabilities -                   |                            |                             |                   |                                              |
| Accrued compensated absences               | 200,649                    | -                           | 200,649           | -                                            |
| Net pension liability                      | 926,153                    | -                           | 926,153           | -                                            |
| Long-term debt                             | 2,426,563                  | -                           | 2,426,563         | -                                            |
| Total noncurrent liabilities               | <u>3,553,365</u>           | <u>-</u>                    | <u>3,553,365</u>  | <u>-</u>                                     |
| Total liabilities                          | <u>6,890,499</u>           | <u>-</u>                    | <u>6,890,499</u>  | <u>-</u>                                     |

The notes to financial statements are an integral part of this statement.



**BARRE UNIFIED UNION SCHOOL DISTRICT #97**  
**GOVERNMENT-WIDE STATEMENT OF NET POSITION**  
**JUNE 30, 2020**  
 (Page 2 of 2)

|                                           | Primary Government         |                             |               | Component Unit                               |
|-------------------------------------------|----------------------------|-----------------------------|---------------|----------------------------------------------|
|                                           | Governmental<br>Activities | Business-type<br>Activities | Totals        | Spaulding<br>High School<br>Foundation, LTD. |
| <b>DEFERRED INFLOWS<br/>OF RESOURCES:</b> |                            |                             |               |                                              |
| Deferred pension credits                  | 213,331                    | -                           | 213,331       | -                                            |
| Unavailable grants                        | 8,982                      | -                           | 8,982         | -                                            |
| Total deferred inflows<br>of resources    | 222,313                    | -                           | 222,313       | -                                            |
| <b>NET POSITION:</b>                      |                            |                             |               |                                              |
| Net investment in capital assets          | 11,535,276                 | -                           | 11,535,276    | -                                            |
| Restricted                                | 2,134,848                  | -                           | 2,134,848     | 11,075                                       |
| Unrestricted                              | (1,243,782)                | 75,710                      | (1,168,072)   | -                                            |
| Total net position                        | \$ 12,426,342              | \$ 75,710                   | \$ 12,502,052 | \$ 11,075                                    |

The notes to financial statements are an integral part of this statement.

**BARRE UNIFIED UNION SCHOOL DISTRICT #97  
GOVERNMENT-WIDE STATEMENT OF ACTIVITIES  
FOR THE YEAR ENDED JUNE 30, 2020**

|                                                    | Program Revenues   |                          |                      |            | Net (Expense) Revenue and Changes in Net Position |                          |                 | Component Unit |
|----------------------------------------------------|--------------------|--------------------------|----------------------|------------|---------------------------------------------------|--------------------------|-----------------|----------------|
|                                                    | Primary Government |                          |                      |            | High School Foundation, LTD.                      |                          |                 |                |
|                                                    | Expenses           | Grants and Contributions | Charges for Services | Other      | Governmental Activities                           | Business-type Activities | Totals          |                |
| <b>FUNCTIONS/PROGRAMS:</b>                         |                    |                          |                      |            |                                                   |                          |                 |                |
| Governmental activities -                          |                    |                          |                      |            |                                                   |                          |                 |                |
| Education - General                                | \$ 49,725,649      | \$ 15,807,225            | \$ 234,729           | \$ 146,373 | \$ (33,537,322)                                   | \$ -                     | \$ (33,537,322) | \$ -           |
| - Career Center                                    | 2,595,644          | 1,850,906                | 1,025,447            | 11,980     | 292,689                                           | -                        | 292,689         | -              |
| Grants                                             | 3,321,897          | 3,335,463                | -                    | 119,454    | 133,020                                           | -                        | 133,020         | -              |
| Food service                                       | 1,234,586          | 1,031,713                | 334,050              | 53,308     | 184,485                                           | -                        | 184,485         | -              |
| Other programs                                     | 99,103             | -                        | -                    | 70,001     | (29,102)                                          | -                        | (29,102)        | -              |
| Interest                                           | 166,212            | -                        | -                    | -          | (166,212)                                         | -                        | (166,212)       | -              |
| Total governmental activities                      | 57,143,091         | 22,025,307               | 1,594,226            | 401,116    | (33,122,442)                                      | -                        | (33,122,442)    | -              |
| Business-type activities -                         |                    |                          |                      |            |                                                   |                          |                 |                |
| Adult education                                    | 46,270             | 21,664                   | 41,977               | -          | -                                                 | 17,371                   | 17,371          | -              |
| Building trades                                    | -                  | -                        | -                    | -          | -                                                 | -                        | -               | -              |
| Total business-type activities                     | 46,270             | 21,664                   | 41,977               | -          | -                                                 | 17,371                   | 17,371          | -              |
| Total primary government                           | \$ 57,189,361      | \$ 22,046,971            | \$ 1,636,203         | \$ 401,116 | \$ (33,122,442)                                   | \$ 17,371                | \$ (33,105,071) | \$ -           |
| Component unit                                     | \$ 3,253           | \$ 2,310                 | \$ -                 | \$ -       | \$ -                                              | \$ -                     | \$ -            | \$ (943)       |
| <b>GENERAL REVENUES - EDUCATION SPENDING GRANT</b> |                    |                          |                      |            |                                                   |                          |                 |                |
|                                                    |                    |                          |                      |            | 32,689,276                                        | -                        | 32,689,276      | -              |
|                                                    |                    |                          |                      |            | 146,370                                           | -                        | 146,370         | -              |
|                                                    |                    |                          |                      |            | 32,835,646                                        | -                        | 32,835,646      | -              |
| <b>CHANGE IN NET POSITION</b>                      |                    |                          |                      |            | (286,796)                                         | 17,371                   | (269,425)       | (943)          |
| NET POSITION, July 1, 2019                         |                    |                          |                      |            | 12,713,138                                        | 58,339                   | 12,771,477      | 12,018         |
| NET POSITION, June 30, 2020                        |                    |                          |                      |            | \$ 12,426,342                                     | \$ 75,710                | \$ 12,502,052   | \$ 11,075      |

The notes to financial statements are an integral part of this statement.

**BARRE UNIFIED UNION SCHOOL DISTRICT #97  
BALANCE SHEET - GOVERNMENTAL FUNDS  
JUNE 30, 2020**  
(Page 1 of 3)

|                                                                               | General Fund        | Central Vermont Career Center Fund | Grant Funds       | Food Service Fund | Afterschool Program Fund | Capital Projects Fund | Tax Stabilization Fund | Totals Governmental Funds |
|-------------------------------------------------------------------------------|---------------------|------------------------------------|-------------------|-------------------|--------------------------|-----------------------|------------------------|---------------------------|
| <b>ASSETS</b>                                                                 |                     |                                    |                   |                   |                          |                       |                        |                           |
| Cash and cash equivalents                                                     | \$ 2,626,394        | \$ -                               | \$ -              | \$ 434            | \$ -                     | \$ -                  | \$ -                   | \$ 2,626,828              |
| Inventory                                                                     | -                   | -                                  | -                 | 8,910             | -                        | -                     | -                      | 8,910                     |
| Accounts receivable                                                           | 2,106,397           | 800                                | 76,865            | 24,352            | -                        | -                     | -                      | 2,208,414                 |
| Due from other funds                                                          | -                   | 181,475                            | 364,652           | 145,775           | 75,108                   | 292,549               | 957,962                | 2,017,521                 |
| <b>Total assets</b>                                                           | <b>\$ 4,732,791</b> | <b>\$ 182,275</b>                  | <b>\$ 441,517</b> | <b>\$ 179,471</b> | <b>\$ 75,108</b>         | <b>\$ 292,549</b>     | <b>\$ 957,962</b>      | <b>\$ 6,861,673</b>       |
| <b>LIABILITIES,<br/>DEFERRED INFLOWS<br/>OF RESOURCES<br/>AND FUND EQUITY</b> |                     |                                    |                   |                   |                          |                       |                        |                           |
| <b>LIABILITIES:</b>                                                           |                     |                                    |                   |                   |                          |                       |                        |                           |
| Accounts payable                                                              | \$ 352,804          | \$ -                               | \$ 295            | \$ -              | \$ -                     | \$ -                  | \$ -                   | \$ 353,099                |
| Accrued expenditures                                                          | 2,642,943           | 1,395                              | -                 | -                 | -                        | -                     | -                      | 2,644,338                 |
| Due to other funds                                                            | 2,049,816           | -                                  | -                 | -                 | -                        | -                     | -                      | 2,049,816                 |
| <b>Total liabilities</b>                                                      | <b>5,045,563</b>    | <b>1,395</b>                       | <b>295</b>        | <b>-</b>          | <b>-</b>                 | <b>-</b>              | <b>-</b>               | <b>5,047,253</b>          |
| <b>DEFERRED INFLOWS<br/>OF RESOURCES:</b>                                     |                     |                                    |                   |                   |                          |                       |                        |                           |
| Unavailable grants                                                            | 524                 | -                                  | 8,458             | -                 | -                        | -                     | -                      | 8,982                     |

The notes to financial statements are an integral part of this statement.

**BARRE UNIFIED UNION SCHOOL DISTRICT #97**  
**BALANCE SHEET - GOVERNMENTAL FUNDS**  
**JUNE 30, 2020**  
 (Page 2 of 3)

|                                                                  | Central Vermont Career Center | General Fund        | Grant Funds       | Food Service Fund | Afterschool Program Fund | Capital Projects Fund | Tax Stabilization Fund | Totals Governmental Funds |
|------------------------------------------------------------------|-------------------------------|---------------------|-------------------|-------------------|--------------------------|-----------------------|------------------------|---------------------------|
| <b>FUND EQUITY:</b>                                              |                               |                     |                   |                   |                          |                       |                        |                           |
| Fund balances -                                                  |                               |                     |                   |                   |                          |                       |                        |                           |
| Nonspendable                                                     | -                             | -                   | -                 | 8,910             | -                        | -                     | -                      | 8,910                     |
| Restricted                                                       | 180,880                       | -                   | 432,764           | 170,561           | 75,108                   | -                     | -                      | 859,313                   |
| Committed                                                        | -                             | -                   | -                 | -                 | -                        | 317,573               | 957,962                | 1,275,535                 |
| Unassigned (deficit)                                             | -                             | (313,296)           | -                 | -                 | -                        | (25,024)              | -                      | (338,320)                 |
| Total fund balance (deficit)                                     | <u>180,880</u>                | <u>(313,296)</u>    | <u>432,764</u>    | <u>179,471</u>    | <u>75,108</u>            | <u>292,549</u>        | <u>957,962</u>         | <u>1,805,438</u>          |
| Total liabilities, deferred inflows of resources and fund equity | \$ <u>182,275</u>             | \$ <u>4,732,791</u> | \$ <u>441,517</u> | \$ <u>179,471</u> | \$ <u>75,108</u>         | \$ <u>292,549</u>     | \$ <u>957,962</u>      | \$ <u>6,861,673</u>       |

The notes to financial statements are an integral part of this statement.

**BARRE UNIFIED UNION SCHOOL DISTRICT #97**  
**BALANCE SHEET - GOVERNMENTAL FUNDS**  
**JUNE 30, 2020**  
 (Page 3 of 3)

**RECONCILIATION OF THE BALANCE SHEET - GOVERNMENTAL FUNDS  
 TO THE GOVERNMENT-WIDE STATEMENT OF NET POSITION:**

|                                                                                                                                                   |                      |
|---------------------------------------------------------------------------------------------------------------------------------------------------|----------------------|
| Amount reported on Balance Sheet - Governmental Funds - total fund balances                                                                       | \$ 1,805,438         |
| Amounts reported for governmental activities in the Government-wide Statement of Net Position are different because -                             |                      |
| Capital assets used in governmental funds are not financial resources and are therefore not reported in the funds.                                |                      |
| Capital assets                                                                                                                                    | 40,456,723           |
| Accumulated depreciation                                                                                                                          | (26,210,841)         |
| Long-term liabilities not due and payable in the current period are not reported in the funds.                                                    |                      |
| Accrued compensated absences                                                                                                                      | (200,649)            |
| Long-term debt                                                                                                                                    | (2,710,606)          |
| Accrued interest on long-term debt                                                                                                                | (55,654)             |
| Balances related to net pension asset or liability and related deferred outflows/inflows of resources are not reported in the governmental funds. |                      |
| Deferred pension expense                                                                                                                          | 481,415              |
| Deferred pension credits                                                                                                                          | (213,331)            |
| Net pension liability                                                                                                                             | <u>(926,153)</u>     |
| Net position of governmental activities - Government-wide Statement of Net Position                                                               | \$ <u>12,426,342</u> |

The notes to financial statements are an integral part of this statement.

**BARRE UNIFIED UNION SCHOOL DISTRICT #97**  
**STATEMENT OF REVENUES, EXPENDITURES AND CHANGES**  
**IN FUND BALANCES - GOVERNMENTAL FUNDS**  
**FOR THE YEAR ENDED JUNE 30, 2020**

(Page 1 of 3)

|                          |                   | Central<br>Vermont<br>Career Center | Grant<br>Funds   | Food<br>Service<br>Fund | Afterschool<br>Program<br>Fund | Capital<br>Projects<br>Fund | Tax<br>Stabilization<br>Fund | Totals<br>Governmental<br>Funds |
|--------------------------|-------------------|-------------------------------------|------------------|-------------------------|--------------------------------|-----------------------------|------------------------------|---------------------------------|
| <b>REVENUES:</b>         |                   |                                     |                  |                         |                                |                             |                              |                                 |
| Education spending grant | \$                | -                                   | -                | -                       | -                              | -                           | -                            | \$                              |
| Intergovernmental -      |                   |                                     |                  |                         |                                |                             |                              |                                 |
| State                    | 15,693,567        | 1,850,906                           | 605,457          | 26,454                  | -                              | -                           | -                            | 18,176,384                      |
| Federal                  | 66,199            | -                                   | 2,730,006        | 1,005,259               | -                              | -                           | -                            | 3,801,464                       |
| Local -                  |                   |                                     |                  |                         |                                |                             |                              |                                 |
| Tuition                  | 190,283           | 1,007,393                           | -                | -                       | -                              | -                           | -                            | 1,197,676                       |
| Charges for services     | 44,446            | 18,054                              | -                | 334,050                 | -                              | -                           | -                            | 396,550                         |
| E-rate                   | 47,459            | -                                   | -                | -                       | -                              | -                           | -                            | 47,459                          |
| Interest                 | 146,334           | -                                   | -                | 5                       | -                              | 31                          | -                            | 146,370                         |
| Other                    | 75,334            | 11,980                              | 119,454          | 53,308                  | 70,001                         | -                           | -                            | 330,077                         |
| <b>Total revenues</b>    | <b>48,952,898</b> | <b>2,888,333</b>                    | <b>3,454,917</b> | <b>1,419,076</b>        | <b>70,001</b>                  | <b>31</b>                   | <b>-</b>                     | <b>56,785,256</b>               |
| <b>EXPENDITURES:</b>     |                   |                                     |                  |                         |                                |                             |                              |                                 |
| Salaries                 | 25,068,829        | 1,754,893                           | 2,327,942        | -                       | 18,193                         | -                           | -                            | 29,169,857                      |
| Benefits                 | 12,583,485        | 337,511                             | 551,101          | -                       | 141                            | -                           | -                            | 13,472,238                      |
| Professional services    | 3,069,493         | 35,662                              | 237,094          | 1,131,675               | 275                            | -                           | -                            | 4,474,199                       |
| Purchased services       | 5,342,540         | 79,392                              | 61,017           | -                       | 80,000                         | -                           | -                            | 5,562,949                       |
| Supplies and materials   | 1,243,301         | 264,591                             | 144,743          | 100,298                 | 493                            | -                           | -                            | 1,753,426                       |
| Facilities               | 799,436           | 123,595                             | -                | -                       | -                              | -                           | -                            | 923,031                         |
| Miscellaneous            | -                 | -                                   | -                | 2,613                   | -                              | -                           | 1                            | 2,614                           |
| Capital outlay           | 551,471           | 33,643                              | -                | -                       | -                              | 249,169                     | -                            | 834,283                         |

The notes to financial statements are an integral part of this statement.

**BARRE UNIFIED UNION SCHOOL DISTRICT #97  
STATEMENT OF REVENUES, EXPENDITURES AND CHANGES  
IN FUND BALANCES - GOVERNMENTAL FUNDS  
FOR THE YEAR ENDED JUNE 30, 2020**

(Page 2 of 3)

|                                                   | General Fund      | Central Vermont Career Center Fund | Grant Funds      | Food Service Fund | Afterschool Program Fund | Capital Projects Fund | Tax Stabilization Fund | Totals Governmental Funds |
|---------------------------------------------------|-------------------|------------------------------------|------------------|-------------------|--------------------------|-----------------------|------------------------|---------------------------|
| <b>EXPENDITURES (CONTINUED):</b>                  |                   |                                    |                  |                   |                          |                       |                        |                           |
| Debt service - Principal                          | 248,429           | 35,853                             | -                | -                 | -                        | -                     | -                      | 284,282                   |
| - Interest                                        | 155,288           | 16,255                             | -                | -                 | -                        | -                     | -                      | 171,543                   |
| Total expenditures                                | <u>49,062,272</u> | <u>2,681,395</u>                   | <u>3,321,897</u> | <u>1,234,586</u>  | <u>99,102</u>            | <u>249,169</u>        | <u>1</u>               | <u>56,648,422</u>         |
| <b>EXCESS OF REVENUES OR (EXPENDITURES)</b>       | <u>(109,374)</u>  | <u>206,938</u>                     | <u>133,020</u>   | <u>184,490</u>    | <u>(29,101)</u>          | <u>(249,138)</u>      | <u>(1)</u>             | <u>136,834</u>            |
| <b>OTHER FINANCING SOURCES (USES):</b>            |                   |                                    |                  |                   |                          |                       |                        |                           |
| Proceeds from long-term debt                      | -                 | -                                  | -                | -                 | -                        | 224,114               | -                      | 224,114                   |
| Insurance recovery                                | 71,039            | -                                  | -                | -                 | -                        | -                     | -                      | 71,039                    |
| Transfers in (out)                                | 203,372           | (169,938)                          | (33,434)         | -                 | -                        | -                     | -                      | -                         |
| Total other financing sources (uses)              | <u>274,411</u>    | <u>(169,938)</u>                   | <u>(33,434)</u>  | <u>-</u>          | <u>-</u>                 | <u>224,114</u>        | <u>-</u>               | <u>295,153</u>            |
| <b>NET CHANGE IN FUND BALANCES</b>                | 165,037           | 37,000                             | 99,586           | 184,490           | (29,101)                 | (25,024)              | (1)                    | 431,987                   |
| <b>FUND BALANCES, (DEFICIT), JULY 1, 2019</b>     | <u>(478,333)</u>  | <u>143,880</u>                     | <u>333,178</u>   | <u>(5,019)</u>    | <u>104,209</u>           | <u>317,573</u>        | <u>957,963</u>         | <u>1,373,451</u>          |
| <b>FUND BALANCES, (DEFICIT), JUNE 30, 2020 \$</b> | <u>(313,296)</u>  | <u>180,880</u>                     | <u>432,764</u>   | <u>179,471</u>    | <u>75,108</u>            | <u>292,549</u>        | <u>\$ 957,962</u>      | <u>\$ 1,805,438</u>       |

The notes to financial statements are an integral part of this statement.

**BARRE UNIFIED UNION SCHOOL DISTRICT #97  
STATEMENT OF REVENUES, EXPENDITURES AND CHANGES  
IN FUND BALANCES - GOVERNMENTAL FUNDS  
FOR THE YEAR ENDED JUNE 30, 2020**

(Page 3 of 3)

**RECONCILIATION OF THE STATEMENT OF REVENUES, EXPENDITURES AND CHANGES IN FUND BALANCES - GOVERNMENTAL FUNDS TO THE GOVERNMENT-WIDE STATEMENT OF ACTIVITIES:**

|                                                                                                                                                                                                                                                                                             |                     |
|---------------------------------------------------------------------------------------------------------------------------------------------------------------------------------------------------------------------------------------------------------------------------------------------|---------------------|
| Net change in fund balances - total governmental funds                                                                                                                                                                                                                                      | \$ 431,987          |
| Amounts reported for governmental activities in the Government-wide Statement of Activities are different because -                                                                                                                                                                         |                     |
| Governmental funds report capital outlays as expenditures. However, in the Statement of Activities, the cost of those assets is allocated over their estimated useful lives as depreciation expense.                                                                                        |                     |
| Additions to capital assets, net of dispositions                                                                                                                                                                                                                                            | 834,283             |
| Depreciation                                                                                                                                                                                                                                                                                | (1,337,608)         |
| The issuance of long-term debt (bonds, leases, etc.) provides current financial resources to governmental funds, while the repayment of the principal of long-term debt consumes the current financial resources of governmental funds. Neither transaction has any effect on net position. |                     |
| Proceeds from long-term debt                                                                                                                                                                                                                                                                | (224,114)           |
| Payments on long-term debt                                                                                                                                                                                                                                                                  | 284,282             |
| (Increase)/decrease in accrued interest on long-term debt                                                                                                                                                                                                                                   | 5,331               |
| Changes in other post-employment benefits accumulated by employees will increase or decrease the liability reported in the government-wide statements, but are only recorded as an expenditure when paid in the governmental funds.                                                         |                     |
| (Increase)/decrease in accrued compensated absences                                                                                                                                                                                                                                         | (16,421)            |
| Changes in net pension asset or liability and related deferred outflows/inflows of resources will increase or decrease the amounts reported in the government-wide statements, but are only recorded as an expenditure when paid in the governmental funds.                                 |                     |
| Net (increase) decrease in net pension obligation                                                                                                                                                                                                                                           | (264,536)           |
| Change in net position of governmental activities - Government-wide Statement of Activities                                                                                                                                                                                                 | <u>\$ (286,796)</u> |

The notes to financial statements are an integral part of this statement.



**BARRE UNIFIED UNION SCHOOL DISTRICT #97**  
**STATEMENT OF REVENUES AND EXPENDITURES -**  
**BUDGET AND ACTUAL - GENERAL FUND**  
**FOR THE YEAR ENDED JUNE 30, 2020**

(Page 1 of 2)

|                                         | Original<br>and Final<br><u>Budget</u> | Actual<br>(Budgetary<br><u>Basis</u> ) | Variance<br>Over<br>(Under) |
|-----------------------------------------|----------------------------------------|----------------------------------------|-----------------------------|
| <b>REVENUES:</b>                        |                                        |                                        |                             |
| Tuition                                 | \$ 210,000                             | \$ 190,283                             | \$ (19,717)                 |
| Fund balance appropriation              | 200,000                                | -                                      | (200,000)                   |
| Charges for services                    | 10,000                                 | 44,446                                 | 34,446                      |
| Education spending grant                | 32,689,276                             | 32,689,276                             | -                           |
| Intergovernmental - State               | 8,505,528                              | 8,098,410                              | (407,118)                   |
| - Federal                               | -                                      | 66,199                                 | 66,199                      |
| E-rate                                  | -                                      | 47,459                                 | 47,459                      |
| Interest                                | 55,000                                 | 146,334                                | 91,334                      |
| Other                                   | <u>15,000</u>                          | <u>75,334</u>                          | <u>60,334</u>               |
| Total revenues                          | <u>41,684,804</u>                      | <u>41,357,741</u>                      | <u>(327,063)</u>            |
| <b>EXPENDITURES:</b>                    |                                        |                                        |                             |
| Direct instruction                      | 14,910,789                             | 14,660,712                             | (250,077)                   |
| Special education                       | 9,677,665                              | 9,801,010                              | 123,345                     |
| Vocational education                    | 1,099,924                              | 980,329                                | (119,595)                   |
| Athletics                               | 590,018                                | 483,982                                | (106,036)                   |
| Co-curricular                           | 150,700                                | 146,002                                | (4,698)                     |
| Guidance services                       | 911,191                                | 869,432                                | (41,759)                    |
| Health services                         | 441,227                                | 432,125                                | (9,102)                     |
| Psychological services                  | 975,232                                | 1,086,051                              | 110,819                     |
| Speech pathology and audiology services | 800,673                                | 799,923                                | (750)                       |
| Occupational therapy                    | 228,544                                | 192,381                                | (36,163)                    |
| Other support services                  | 92,295                                 | 190,085                                | 97,790                      |
| Instruction and curriculum development  | 353,963                                | 339,285                                | (14,678)                    |
| Library and media services              | 442,681                                | 404,983                                | (37,698)                    |
| Board of education                      | 266,071                                | 254,289                                | (11,782)                    |
| Executive administration                | 274,901                                | 276,258                                | 1,357                       |
| Office of the principal                 | 1,776,944                              | 1,599,504                              | (177,440)                   |
| Other support services                  | 624,965                                | 741,102                                | 116,137                     |
| Fiscal services                         | 531,882                                | 511,185                                | (20,697)                    |
| Public information services             | 73,388                                 | 61,221                                 | (12,167)                    |
| Personnel services                      | 224,264                                | 238,175                                | 13,911                      |
| Administrative technology services      | 1,292,934                              | 1,410,520                              | 117,586                     |
| Operation and maintenance of buildings  | 3,857,220                              | 3,906,519                              | 49,299                      |
| Transportation                          | 1,681,853                              | 1,678,324                              | (3,529)                     |
| Debt service - capital construction     | 303,480                                | 301,692                                | (1,788)                     |

The notes to financial statements are an integral part of this statement.

**BARRE UNIFIED UNION SCHOOL DISTRICT #97**  
**STATEMENT OF REVENUES AND EXPENDITURES -**  
**BUDGET AND ACTUAL - GENERAL FUND**  
**FOR THE YEAR ENDED JUNE 30, 2020**  
 (Page 2 of 2)

|                                                 | Original<br>and Final<br>Budget | Actual<br>(Budgetary<br>Basis) | Variance<br>Over<br>(Under) |
|-------------------------------------------------|---------------------------------|--------------------------------|-----------------------------|
| <b>EXPENDITURES (CONTINUED):</b>                |                                 |                                |                             |
| Debt service - other                            | <u>102,000</u>                  | <u>102,026</u>                 | <u>26</u>                   |
| Total expenditures                              | <u>41,684,804</u>               | <u>41,467,115</u>              | <u>(217,689)</u>            |
| <b>EXCESS OF REVENUES<br/>OR (EXPENDITURES)</b> |                                 |                                |                             |
|                                                 | -                               | (109,374)                      | 109,374                     |
| <b>OTHER FINANCING<br/>SOURCES (USES):</b>      |                                 |                                |                             |
| Insurance recovery                              | -                               | 71,039                         | 71,039                      |
| Transfers in (out), net                         | <u>-</u>                        | <u>203,372</u>                 | <u>203,372</u>              |
| <b>NET CHANGE IN FUND BALANCE</b>               | <b>\$ <u>-</u></b>              | <b>\$ <u>165,037</u></b>       | <b>\$ <u>165,037</u></b>    |

The notes to financial statements are an integral part of this statement.

**BARRE UNIFIED UNION SCHOOL DISTRICT #97**  
**STATEMENT OF REVENUES AND EXPENDITURES -**  
**BUDGET AND ACTUAL - CENTRAL VERMONT CAREER CENTER FUND**  
**FOR THE YEAR ENDED JUNE 30, 2020**

|                                                 | Original<br>and Final<br><u>Budget</u> | Actual<br>(Budgetary<br>Basis)<br><u>Basis</u> | Variance<br>Over<br>(Under) |
|-------------------------------------------------|----------------------------------------|------------------------------------------------|-----------------------------|
| <b>REVENUES:</b>                                |                                        |                                                |                             |
| Tuition                                         | \$ 1,024,129                           | \$ 1,007,393                                   | \$ (16,736)                 |
| Fund balance appropriation                      | 100,000                                | -                                              | (100,000)                   |
| Charges for services                            | 22,000                                 | 18,054                                         | (3,946)                     |
| Intergovernmental - State                       | 1,873,784                              | 1,850,906                                      | (22,878)                    |
| Other                                           | 74,000                                 | 11,980                                         | (62,020)                    |
| Total revenues                                  | <u>3,093,913</u>                       | <u>2,888,333</u>                               | <u>(205,580)</u>            |
| <b>EXPENDITURES:</b>                            |                                        |                                                |                             |
| Special education                               | 75,404                                 | 72,914                                         | (2,490)                     |
| Vocational education                            | 1,833,106                              | 1,622,116                                      | (210,990)                   |
| Guidance services                               | 61,732                                 | 64,099                                         | 2,367                       |
| Health services                                 | 25,076                                 | 24,449                                         | (627)                       |
| Other improvement instruction services          | 1,639                                  | 5,422                                          | 3,783                       |
| Library and media services                      | 27,142                                 | 25,858                                         | (1,284)                     |
| Office of the principal                         | 502,618                                | 536,302                                        | 33,684                      |
| Administrative technology services              | 17,500                                 | 22,884                                         | 5,384                       |
| Operation and maintenance of buildings          | 245,874                                | 255,243                                        | 9,369                       |
| Debt service - capital construction             | 51,384                                 | 45,665                                         | (5,719)                     |
| Debt service - other                            | 8,500                                  | 6,443                                          | (2,057)                     |
| Total expenditures                              | <u>2,849,975</u>                       | <u>2,681,395</u>                               | <u>(168,580)</u>            |
| <b>EXCESS OF REVENUES<br/>OR (EXPENDITURES)</b> | 243,938                                | 206,938                                        | (37,000)                    |
| <b>OTHER FINANCING<br/>SOURCES (USES):</b>      |                                        |                                                |                             |
| Transfers in (out), net                         | (243,938)                              | (169,938)                                      | (74,000)                    |
| Total other financing sources (uses):           | <u>(243,938)</u>                       | <u>(169,938)</u>                               | <u>(74,000)</u>             |
| <b>NET CHANGE IN<br/>FUND BALANCE</b>           | \$ <u>-</u>                            | \$ <u>37,000</u>                               | \$ <u>37,000</u>            |

The notes to financial statements are an integral part of this statement.

**BARRE UNIFIED UNION SCHOOL DISTRICT #97**  
**STATEMENT OF NET POSITION - PROPRIETARY FUNDS**  
**JUNE 30, 2020**

|                       | Adult<br>Education<br><u>Fund</u> | Building<br>Trades<br><u>Fund</u> | Totals<br>Proprietary<br><u>Funds</u> |
|-----------------------|-----------------------------------|-----------------------------------|---------------------------------------|
| <b>ASSETS:</b>        |                                   |                                   |                                       |
| Current assets -      |                                   |                                   |                                       |
| Accounts receivable   | \$ 964                            | \$ -                              | \$ 964                                |
| Due from other funds  | 72,593                            | -                                 | 72,593                                |
| Inventory             | <u>-</u>                          | <u>43,101</u>                     | <u>43,101</u>                         |
| Total assets          | <u>73,557</u>                     | <u>43,101</u>                     | <u>116,658</u>                        |
| <b>LIABILITIES:</b>   |                                   |                                   |                                       |
| Current liabilities - |                                   |                                   |                                       |
| Due to other funds    | <u>-</u>                          | <u>40,948</u>                     | <u>40,948</u>                         |
| Total liabilities     | <u>-</u>                          | <u>40,948</u>                     | <u>40,948</u>                         |
| <b>NET POSITION:</b>  |                                   |                                   |                                       |
| Unrestricted          | <u>73,557</u>                     | <u>2,153</u>                      | <u>75,710</u>                         |
| Total net position    | <u>\$ 73,557</u>                  | <u>\$ 2,153</u>                   | <u>\$ 75,710</u>                      |

The notes to financial statements are an integral part of this statement.

**BARRE UNIFIED UNION SCHOOL DISTRICT #97**  
**STATEMENT OF REVENUES, EXPENSES AND CHANGES**  
**IN NET POSITION - PROPRIETARY FUNDS**  
**FOR THE YEAR ENDED JUNE 30, 2020**

|                             | Adult<br>Education<br><u>Fund</u> | Building<br>Trades<br><u>Fund</u> | Totals<br>Proprietary<br><u>Funds</u> |
|-----------------------------|-----------------------------------|-----------------------------------|---------------------------------------|
| <b>OPERATING REVENUES:</b>  |                                   |                                   |                                       |
| Tuition                     | \$ 41,977                         | \$ -                              | \$ 41,977                             |
| Intergovernmental - State   | <u>21,664</u>                     | <u>-</u>                          | <u>21,664</u>                         |
| Total operating revenues    | <u>63,641</u>                     | <u>-</u>                          | <u>63,641</u>                         |
| <b>OPERATING EXPENSES:</b>  |                                   |                                   |                                       |
| Salaries                    | 39,483                            | -                                 | 39,483                                |
| Employee benefits           | 243                               | -                                 | 243                                   |
| Supplies and materials      | <u>6,544</u>                      | <u>-</u>                          | <u>6,544</u>                          |
| Total operating expenses    | <u>46,270</u>                     | <u>-</u>                          | <u>46,270</u>                         |
| CHANGE IN NET POSITION      | 17,371                            | -                                 | 17,371                                |
| NET POSITION, July 1, 2019  | <u>56,186</u>                     | <u>2,153</u>                      | <u>58,339</u>                         |
| NET POSITION, June 30, 2020 | \$ <u>73,557</u>                  | \$ <u>2,153</u>                   | \$ <u>75,710</u>                      |

The notes to financial statements are an integral part of this statement.

**BARRE UNIFIED UNION SCHOOL DISTRICT #97  
STATEMENT OF CASH FLOWS - PROPRIETARY FUNDS  
FOR THE YEAR ENDED JUNE 30, 2020**

|                                                                                                       | Adult<br>Education<br><u>Fund</u> | Building<br>Trades<br><u>Fund</u> | Totals<br>Proprietary<br><u>Funds</u> |
|-------------------------------------------------------------------------------------------------------|-----------------------------------|-----------------------------------|---------------------------------------|
| <b>CASH FLOWS FROM OPERATING ACTIVITIES:</b>                                                          |                                   |                                   |                                       |
| Cash received from customers                                                                          | \$ 41,013                         | \$ -                              | \$ 41,013                             |
| Cash provided from state grants                                                                       | 21,664                            | -                                 | 21,664                                |
| Cash paid to suppliers for goods and services                                                         | (6,544)                           | (43,101)                          | (49,645)                              |
| Cash paid to employees for services                                                                   | <u>(39,726)</u>                   | <u>-</u>                          | <u>(39,726)</u>                       |
| Net cash provided (used) by operating activities                                                      | <u>16,407</u>                     | <u>(43,101)</u>                   | <u>(26,694)</u>                       |
| <b>CASH FLOWS FROM NONCAPITAL FINANCING ACTIVITIES:</b>                                               |                                   |                                   |                                       |
| Increase (decrease) in balance due to/from the General Fund                                           | <u>(16,407)</u>                   | <u>43,101</u>                     | <u>26,694</u>                         |
| Net cash provided (used) by noncapital financing activities                                           | <u>(16,407)</u>                   | <u>43,101</u>                     | <u>26,694</u>                         |
| NET INCREASE (DECREASE) IN CASH AND CASH EQUIVALENTS (CASH OVERDRAFT)                                 | -                                 | -                                 | -                                     |
| CASH, AND CASH EQUIVALENTS (CASH OVERDRAFT), July 1, 2019                                             | <u>-</u>                          | <u>-</u>                          | <u>-</u>                              |
| CASH, AND CASH EQUIVALENTS (CASH OVERDRAFT), June 30, 2020                                            | \$ <u>-</u>                       | \$ <u>-</u>                       | \$ <u>-</u>                           |
| <b>RECONCILIATION OF OPERATING INCOME (LOSS) TO NET CASH PROVIDED (USED) BY OPERATING ACTIVITIES:</b> |                                   |                                   |                                       |
| Operating income (loss)                                                                               | \$ 17,371                         | \$ -                              | \$ 17,371                             |
| (Increase) decrease in accounts receivable                                                            | (964)                             | -                                 | (964)                                 |
| (Increase) decrease in inventory                                                                      | <u>-</u>                          | <u>(43,101)</u>                   | <u>(43,101)</u>                       |
| Net cash provided (used) by operating activities                                                      | \$ <u>16,407</u>                  | \$ <u>(43,101)</u>                | \$ <u>(26,694)</u>                    |

The notes to financial statements are an integral part of this statement.

**BARRE UNIFIED UNION SCHOOL DISTRICT #97  
STATEMENT OF NET POSITION - FIDUCIARY FUNDS  
JUNE 30, 2020**

|                                  | Agency<br>Funds   |
|----------------------------------|-------------------|
| <b>ASSETS:</b>                   |                   |
| Cash and cash equivalents        | \$ 297,422        |
| Due from other funds             | <u>650</u>        |
| Total assets                     | \$ <u>298,072</u> |
| <b>LIABILITIES:</b>              |                   |
| Amounts held as agent for others | \$ <u>298,072</u> |

The notes to financial statements are an integral part of this statement.

**BARRE UNIFIED UNION SCHOOL DISTRICT #97**  
**NOTES TO FINANCIAL STATEMENTS**  
**JUNE 30, 2020**

**1. Summary of significant accounting policies:**

The Barre Unified Union School District #97 (the District) is organized according to State law under the governance of the Board of Education (the Board) to provide public education to preschool through 12<sup>th</sup> grade students across two communities: Barre City and Barre Town, Vermont. The District operates three schools serving approximately 2,500 students including the Central Vermont Career Center, Barre. Students from other districts attend the schools by tuition arrangements.

- A. Reporting entity - The District is a primary unit of government under reporting criteria established by the Governmental Accounting Standards Board (GASB). Those criteria include a separately elected governing body, separate legal standing, and fiscal independence from other state and local governmental entities. Based on these criteria, there are no other entities which are component units of the District.

The financial statements of the District have been prepared in conformity with accounting principles generally accepted in the United States of America (U.S. GAAP) as applied to governmental units. The GASB is the accepted standard-setting body for establishing governmental accounting and financial reporting principles. The GASB periodically updates its codification of the existing *Governmental Accounting and Financial Reporting Standards* which, along with subsequent GASB pronouncements (Statements and Interpretations), constitutes U.S. GAAP for governmental units.

- B. Government-wide and fund financial statements - The basic financial statements include both government-wide and fund financial statements. The government-wide financial statements (the Statement of Net Position and the Statement of Activities) report information on all of the nonfiduciary activities of the District. The effect of interfund activity has been removed from these statements. Governmental activities, which normally are supported by taxes and intergovernmental revenues, are reported separately from business-type activities, which rely to a significant extent on fees and charges for support.

In the government-wide Statement of Net Position, the financial position of the District is consolidated and incorporates capital assets as well as all long-term debt and obligations. The government-wide Statement of Activities reflects both the gross and net costs by category. Direct expenses that are clearly identifiable with the category are offset by program revenues of the category. Program revenues include charges for services provided by a particular function or program and grants that are restricted to meeting the operational or capital requirements of the particular segment. Taxes and other items not properly included among program revenues are reported instead as general revenues.

Separate financial statements are provided for governmental funds, proprietary funds and fiduciary funds, even though the latter are excluded from the government-wide financial statements. Major individual governmental funds and major individual enterprise funds are reported as separate columns in the fund financial statements. Nonmajor funds, if any, are summarized in a single column.

- C. Basis of presentation - The accounts of the District are organized on the basis of funds, each of which is considered a separate accounting entity. The operations of each fund are accounted for with a separate set of self-balancing accounts that comprise its assets, liabilities, deferred outflows/inflows of resources, fund balances or net position, revenues, and expenditures or expenses, as appropriate.



**BARRE UNIFIED UNION SCHOOL DISTRICT #97**  
**NOTES TO FINANCIAL STATEMENTS**  
**JUNE 30, 2020**

**1. Summary of significant accounting policies (continued):**

C. Basis of presentation (continued) -

The District reports the following major governmental funds:

General Fund - The General Fund is the primary operating fund of the District. It is used to account for all financial resources, except those required to be accounted for in another fund.

Central Vermont Career Center Fund - This fund is the operating fund of the Central Vermont Career Center, Barre, which provides career focused programs for the District.

Grant Funds - This fund is used to account for the proceeds of specific revenue sources related to federal, state and local grants that are restricted to expenditures for specified services.

Food Service Fund - This fund is used to account for the operations of the food service program. The food service program provides lunches for the students of the District.

Afterschool Program Fund - This fund is used to account for the specific revenue sources of the District's afterschool program.

Capital Projects Fund - This fund is used to account for the acquisition or construction of major capital facilities.

Tax Stabilization Fund - This fund is used to account for resources that are voter committed for future use.

The District reports the following major proprietary funds:

Adult Education Fund - This fund is used to account for tuition received from adult graduates and other resources for further education.

Building Trades Fund - This fund is used to account for the construction and sale of homes built by students.

The District also reports fiduciary funds which are used to account for assets held in a trustee capacity (trust funds) or as an agent (agency funds) for the benefit of parties outside of the District. The District's fiduciary funds are the Agency Funds.

D. Measurement focus and basis of accounting - The government-wide financial statements are reported using the economic resources measurement focus and the accrual basis of accounting, as are the proprietary fund and fiduciary fund financial statements. Revenues are recorded when earned and expenses are recorded when a liability is incurred, regardless of the timing of related cash flows.

Governmental fund financial statements are reported using the current financial resources measurement focus and the modified accrual basis of accounting. Revenues are recognized as they become both measurable and available. "Measurable" means the amount of the transaction that can be determined and "available" means collectible within the current period or soon enough thereafter to be used to pay

**BARRE UNIFIED UNION SCHOOL DISTRICT #97**  
**NOTES TO FINANCIAL STATEMENTS**  
**JUNE 30, 2020**

**1. Summary of significant accounting policies (continued):**

**D. Measurement focus and basis of accounting (continued) -**

liabilities of the current period. Expenditures generally are recorded when the fund liability is incurred, if measurable, as under accrual accounting. However, debt service expenditures are recorded only when payment is made.

The proprietary funds distinguish operating revenues and expenses from nonoperating items. Operating revenues and expenses generally result from providing services in connection with the fund's principal ongoing operations. All revenues and expenses not meeting this definition are reported as nonoperating revenues and expenses.

- E. Budgets and budgetary accounting -** The District adopts annual budgets for the General Fund, and the Central Vermont Career Center Fund at an annual meeting. The accounting method used for the budget presentation varies from U.S. GAAP as described in note 8. Formal budgetary integration is employed as a management control during the year for the General Fund, and the Central Vermont Career Center Fund. The District does not legally adopt budgets for other governmental funds. All budgeted amounts lapse at year end.

Transfers of budgeted amounts between line items require approval of management. The budgets are presented in these financial statements. Board approval is required for interfund transfers and budget transfers between personnel and operating costs.

- F. Use of estimates -** The preparation of financial statements requires management to make estimates and assumptions that affect the reported amounts of assets, liabilities and deferred outflows/inflows of resources as well as disclosure of contingent assets and liabilities at the date of the financial statements and the reported amounts of revenues and expenditures or expenses during the reporting period. Actual results could differ from those estimates.
- G. Risk management -** The District is exposed to various risks of loss related to torts; theft of, damage to and destruction of assets; errors and omissions; injuries to employees and others; environmental liability; and natural disasters. The District manages these risks through commercial insurance packages and participation in public entity risk pools covering each of those risks of loss. Management believes such coverage is sufficient to preclude any significant uninsured losses to the District. There were no settlements in excess of the insurance coverage in any of the past three fiscal years.
- H. Cash, cash equivalents and investments -** The District considers all cash on hand, demand deposits, and short-term investments with original maturities of three months or less from the date of acquisition to be cash and cash equivalents. Investments and unrealized gains and losses are reflected in the individual fund and government-wide financial statements. Investments of the District are reported at fair value using quoted prices in active markets for identical assets. This is considered a level 1 input valuation technique under the framework established by U.S. GAAP for measuring fair value. The District does not own investments valued with level 2 or level 3 inputs, which would use quoted prices for similar assets, or in inactive markets, or other methods for estimating fair value.
- I. Inventory -** Inventory in the Food Program Fund, and Building Trades Fund is valued using the average cost method. Inventory is recorded as an expense when consumed rather than when purchased.

**BARRE UNIFIED UNION SCHOOL DISTRICT #97  
NOTES TO FINANCIAL STATEMENTS  
JUNE 30, 2020**

**1. Summary of significant accounting policies (continued):**

- J. Prepaid items - Certain payments to vendors reflect costs applicable to future accounting periods and are recorded as prepaid items in both government-wide and fund financial statements.
- K. Capital assets - Capital assets, which include land, buildings, equipment, vehicles and infrastructure, are reported in the applicable governmental or business-type activities column of the government-wide financial statements and in the proprietary fund financial statements. Capital assets are defined by the District as assets with an initial, individual cost of more than \$5,000 and an estimated useful life in excess of one year. Such assets are recorded at historical cost or estimated historical cost if purchased or constructed. The District does not retroactively report infrastructure assets. There have been no infrastructure additions since the implementation of GASB Statement No. 34. Donated capital assets are recorded at acquisition value. Major outlays for capital assets and improvements are capitalized as projects are constructed. Net interest costs are capitalized on projects during the construction period. Normal maintenance and repairs that do not add to the value of an asset or materially extend an asset's life are not capitalized. Capital assets are depreciated using the straight-line method over the useful lives shown on the following page.

|                            |              |
|----------------------------|--------------|
| Land improvements          | 5 - 50 years |
| Buildings and improvements | 5 - 50 years |
| Equipment and fixtures     | 3 - 20 years |
| Vehicles                   | 5 years      |
| Software                   | 3 - 5 years  |

- L. Deferred outflows/inflows of resources - In addition to assets and liabilities, deferred outflows of resources and deferred inflows of resources are reported as separate sections in the applicable statement of net position or balance sheet. Deferred outflows of resources represent a consumption of net position that applies to a future period and will not be recognized as an outflow of resources in the current period. Deferred inflows of resources represent an acquisition of net position that applies to a future period and will not be recognized as an inflow of resources in the current period.
- M. Accrued compensated absences - The District allows employees to accrue sick leave benefits based on the terms of their employment contract. Teachers are eligible to receive \$15 per day of accrued sick leave up to 100 days at termination. Para-educators employed 15 years or more are eligible to receive \$20 per day for unused accumulated sick leave up to a maximum of 100 days. Accrued compensated absences at June 30, 2020 of \$200,649 have been recorded as a noncurrent liability in the Government-wide Statement of Net Position but not in the fund financial statements.
- N. Long-term obligations - Governmental activities, business-type activities, and proprietary funds report long-term debt and other long-term obligations as liabilities in the applicable statement of net position. Governmental funds report the amount of debt issued as other financing sources and the repayment of debt as debt service expenditures.
- O. Fund equity - In the fund financial statements, governmental funds may report five categories of fund balances: nonspendable, restricted, committed, assigned and unassigned.

Nonspendable fund balance includes amounts associated with inventory, prepaid expenditures, long-term loans or notes receivable, and trust fund principal to be held in perpetuity.

**BARRE UNIFIED UNION SCHOOL DISTRICT #97**  
**NOTES TO FINANCIAL STATEMENTS**  
**JUNE 30, 2020**

**1. Summary of significant accounting policies (continued):**

**O. Fund equity (continued) -**

Restricted fund balance includes amounts that can be spent only for the specific purposes stipulated by constitution, external resource providers, or through enabling legislation.

Committed fund balance includes amounts that can be used only for specific purposes determined by the District's highest level of decision making authority, the voters, as a result of articles passed at Annual or Special Meetings.

Assigned fund balance includes amounts that are intended to be used by the District for specific purposes as authorized by the Board.

Unassigned fund balance is the residual classification for the General Fund and includes all spendable amounts not contained in another classification. Deficits are also classified as unassigned.

The District's policy is to apply expenditures to fund balance in the order of restricted, committed, assigned and unassigned unless the Board specifies otherwise.

- P. On-behalf payments - The State of Vermont makes payments on behalf of the District's teachers to the Vermont State Teachers' Retirement System (VSTRS) for pension and other postemployment benefits (OPEB). The District recognizes these on-behalf payments as intergovernmental grant revenues and education expenses or expenditures, as appropriate, in the government-wide financial statements and in the Statement of Revenues, Expenditures and Changes in Fund Balances - Governmental Funds. The amounts are not budgeted and have been excluded from the budget basis statements; see note 8 for reconciling details.

**2. Deposits:**

Custodial credit risk - Custodial credit risk for deposits is the risk that, in the event of the failure of a depository financial institution, the District will not be able to recover its deposits or will not be able to recover collateral securities that are in the possession of an outside party. The District does not have a policy for custodial credit risk. As of June 30, 2020, the District's depository accounts were fully insured or collateralized.

**3. Capital assets:**

Capital asset activity for the year ended June 30, 2020 has been detailed below.

|                                       | Balance<br>June 30, 2019 | Additions      | Retirements | Balance<br>June 30, 2020 |
|---------------------------------------|--------------------------|----------------|-------------|--------------------------|
| <b>Governmental activities -</b>      |                          |                |             |                          |
| Capital assets, not depreciated:      |                          |                |             |                          |
| Land                                  | \$ 355,426               | \$ 249,169     | \$ -        | \$ 604,595               |
| Total capital assets, not depreciated | <u>355,426</u>           | <u>249,169</u> | <u>-</u>    | <u>604,595</u>           |

**BARRE UNIFIED UNION SCHOOL DISTRICT #97  
NOTES TO FINANCIAL STATEMENTS  
JUNE 30, 2020**

**3. Capital assets (continued):**

|                                        | Balance<br>June 30, 2019 | Additions           | Retirements | Balance<br>June 30, 2020 |
|----------------------------------------|--------------------------|---------------------|-------------|--------------------------|
| Capital assets, depreciated:           |                          |                     |             |                          |
| Land improvements                      | 32,349                   | -                   | -           | 32,349                   |
| Buildings and improvements             | 33,986,349               | 472,157             | -           | 34,458,506               |
| Equipment and fixtures                 | 4,850,002                | 112,957             | -           | 4,962,959                |
| Vehicles                               | 272,414                  | -                   | -           | 272,414                  |
| Software                               | 125,900                  | -                   | -           | 125,900                  |
| Total capital assets, depreciated      | <u>39,267,014</u>        | <u>585,114</u>      | <u>-</u>    | <u>39,852,128</u>        |
| Less accumulated depreciation for:     |                          |                     |             |                          |
| Land improvements                      | 28,092                   | 1,617               | -           | 29,709                   |
| Buildings and improvements             | 20,681,789               | 998,307             | -           | 21,680,096               |
| Equipment and fixtures                 | 3,852,510                | 321,713             | -           | 4,174,223                |
| Vehicles                               | 184,942                  | 15,971              | -           | 200,913                  |
| Software                               | 125,900                  | -                   | -           | 125,900                  |
| Total accumulated depreciation         | <u>24,873,233</u>        | <u>1,337,608</u>    | <u>-</u>    | <u>26,210,841</u>        |
| Total capital assets, depreciated, net | <u>14,393,781</u>        | <u>(752,494)</u>    | <u>-</u>    | <u>13,641,287</u>        |
| Capital assets, net                    | \$ <u>14,749,207</u>     | \$ <u>(503,325)</u> | \$ <u>-</u> | \$ <u>14,245,882</u>     |

Depreciation expense of \$1,337,608 in the governmental activities was allocated to expenses of the general education function.

**4. Interfund receivable and payable balances:**

Interfund receivable and payable balances, due to the pooling of cash in the General Fund for cash receipts and disbursements, as of June 30, 2020 are as follows:

|                                    | Interfund<br><u>Receivables</u> | Interfund<br><u>Payables</u> |
|------------------------------------|---------------------------------|------------------------------|
| <b>Governmental funds -</b>        |                                 |                              |
| General Fund                       | \$ -                            | \$ 2,049,816                 |
| Central Vermont Career Center Fund | 181,475                         | -                            |
| Grant Funds                        | 364,652                         | -                            |
| Food Service Fund                  | 145,775                         | -                            |
| Afterschool Program Fund           | 75,108                          | -                            |
| Capital Projects Fund              | 292,549                         | -                            |
| Tax Stabilization Fund             | 957,962                         | -                            |
|                                    | <u>2,017,521</u>                | <u>2,049,816</u>             |
| <b>Proprietary funds -</b>         |                                 |                              |
| Adult Education Fund               | 72,593                          | -                            |
| Building Trades Fund               | -                               | 40,948                       |
|                                    | <u>72,593</u>                   | <u>40,948</u>                |

**BARRE UNIFIED UNION SCHOOL DISTRICT #97**  
**NOTES TO FINANCIAL STATEMENTS**  
**JUNE 30, 2020**

**4. Interfund receivable and payable balances (continued):**

|                          | Interfund<br>Receivables | Interfund<br>Payables |
|--------------------------|--------------------------|-----------------------|
| <b>Fiduciary funds -</b> |                          |                       |
| Agency Funds             | 650                      | -                     |
|                          | \$ <u>2,090,764</u>      | \$ <u>2,090,764</u>   |

**5. Interfund transfers:**

Interfund transfers constitute the transfer of resources from the fund that receives the resources to the fund that utilizes them. Interfund transfers for the year ended June 30, 2020 were as follows:

|                                    | Transfer In       | Transfer Out      |
|------------------------------------|-------------------|-------------------|
| <b>Governmental funds -</b>        |                   |                   |
| General Fund                       | \$ 203,372        | \$ -              |
| Central Vermont Career Center Fund | -                 | 169,938           |
| Grant Funds                        | -                 | 33,434            |
|                                    | \$ <u>203,372</u> | \$ <u>203,372</u> |

Transfers to the General Fund from the Central Vermont Career Center Fund totaling \$169,938 relate to a budgeted assessment. Lastly, transfers to the General Fund from the Grant Funds totaling \$33,434 relate to the payment of indirect federal grant expenditures recorded in the General Fund.

**6. Long-term obligations:**

Long-term obligations activity for the year ended June 30, 2020 was as follows:

|                                    | Balance<br>July 1, 2019 | Additions         | Reductions        | Balance<br>June 30, 2020 | Due Within<br>One Year |
|------------------------------------|-------------------------|-------------------|-------------------|--------------------------|------------------------|
| <b>Governmental activities -</b>   |                         |                   |                   |                          |                        |
| Long-term debt                     | \$ 2,770,774            | \$ 224,114        | \$ 284,282        | \$ 2,710,606             | \$ 284,043             |
| Accrued interest on long-term debt | 60,985                  | -                 | 5,331             | 55,654                   | 55,654                 |
| Accrued compensated absences       | 184,228                 | 16,421            | -                 | 200,649                  | -                      |
| Net pension liability              | 610,788                 | 315,365           | -                 | 926,153                  | -                      |
|                                    | \$ <u>3,626,775</u>     | \$ <u>555,900</u> | \$ <u>289,613</u> | \$ <u>3,893,062</u>      | \$ <u>339,697</u>      |

**7. Debt:**

**Short-term** - During the year, the District borrowed and repaid \$3,949,661 on a \$3,949,661 line of credit in the form of a 2.75% tax anticipation note which matured in June 2020. Interest related to this note was \$108,469.

**BARRE UNIFIED UNION SCHOOL DISTRICT #97  
NOTES TO FINANCIAL STATEMENTS  
JUNE 30, 2020**

**7. Debt (continued):**

Long-term - Outstanding long-term debt as of June 30, 2020 is as follows:

**Governmental activities -**

Notes from direct borrowings:

|                                                                                                                                                                                      |                     |
|--------------------------------------------------------------------------------------------------------------------------------------------------------------------------------------|---------------------|
| Vermont Municipal Bond Bank - 2001 Series 1 (refunded by 2010 Series 4), various interest rates. Annual principal payments ranging from \$20,000 to \$25,000. Matures December 2021. | \$ 40,000           |
| Capital improvement note payable, interest at 2.45%, matures August 2028.                                                                                                            | 2,026,492           |
| Capital improvement note payable, interest at 2.49%, matures July 2026.                                                                                                              | 420,000             |
| Bond anticipation note payable, interest at 2.07%, matures April 2021 to be paid with into a 15 year bond.                                                                           | <u>224,114</u>      |
|                                                                                                                                                                                      | \$ <u>2,710,606</u> |

Long-term debt activity for the year ended June 30, 2020 are as follows:

|                                  | Balance<br>July 1, 2019 | Increase          | Decrease          | Balance<br>June 30, 2020 | Due Within<br>One Year |
|----------------------------------|-------------------------|-------------------|-------------------|--------------------------|------------------------|
| <b>Governmental activities -</b> |                         |                   |                   |                          |                        |
| Notes from direct borrowings:    |                         |                   |                   |                          |                        |
| VMBB 10 Series 4                 | \$ 60,000               | \$ -              | \$ 20,000         | \$ 40,000                | \$ 20,000              |
| VMBB 11 Series 4                 | 5,000                   | -                 | 5,000             | -                        | -                      |
| Note payable, 2.45%              | 2,225,774               | -                 | 199,282           | 2,026,492                | 204,043                |
| Note payable, 2.49%              | 480,000                 | -                 | 60,000            | 420,000                  | 60,000                 |
| Note payable, 2.07%              | -                       | <u>224,114</u>    | -                 | <u>224,114</u>           | -                      |
|                                  | \$ <u>2,770,774</u>     | \$ <u>224,114</u> | \$ <u>284,282</u> | \$ <u>2,710,606</u>      | \$ <u>284,043</u>      |

Debt service requirements to maturity are as follows:

| Fiscal year - | Governmental Activities      |                   |
|---------------|------------------------------|-------------------|
|               | Notes from Direct Borrowings |                   |
|               | Principal                    | Interest          |
| 2021          | \$ 284,043                   | \$ 65,795         |
| 2022          | 513,156                      | 59,309            |
| 2023          | 274,164                      | 46,999            |
| 2024          | 279,411                      | 40,258            |
| 2025          | 284,786                      | 33,388            |
| 2026-2029     | <u>1,075,046</u>             | <u>63,668</u>     |
|               | \$ <u>2,710,606</u>          | \$ <u>309,417</u> |

**BARRE UNIFIED UNION SCHOOL DISTRICT #97**  
**NOTES TO FINANCIAL STATEMENTS**  
**JUNE 30, 2020**

**7. Debt (continued):**

Long-term (continued) -

In prior years the Vermont Municipal Bond Bank (VMBB) has refunded the 2001 Series 1, and 2002 Series 1 which resulted in interest savings of \$27,745 and \$1,819, respectively. These savings allocations, to be received between FY16 and FY22, have been reflected as a reduction of interest in the debt service requirements table. There is no remaining principal due on the 2002 Series 1 Bond at June 30, 2020.

In the event of default by the District outstanding debt balances become immediately due. The District has committed to pay its debt obligations with future budgeted appropriations funded with education taxes or other resources that can be lawfully used to pay these expenditures. Additionally, in the event the District is in default on their payment obligations issued from the Vermont Municipal Bond Bank (VMBB), the State Treasurer has the ability to intercept State funding until the default is cured.

**8. Budgetary basis of accounting:**

These financial statements include totals for General Fund revenues and expenditures on the District's budgetary basis of accounting, which vary from the totals of revenues and expenditures recognized on the basis of accounting prescribed by U.S. GAAP, as follows:

|                      | <u>Revenues</u>      | <u>Expenditures</u>  |
|----------------------|----------------------|----------------------|
| General Fund:        |                      |                      |
| U.S. GAAP basis      | \$ 48,952,898        | \$ 49,062,272        |
| On-behalf payments - |                      |                      |
| VSTRS pension        | (5,787,422)          | (5,787,422)          |
| VSTRS OPEB           | <u>(1,807,735)</u>   | <u>(1,807,735)</u>   |
| Budget basis         | \$ <u>41,357,741</u> | \$ <u>41,467,115</u> |

**9. Pension plans:**

Vermont State Teachers' Retirement System -

Plan description: The District participates in the Vermont State Teachers' Retirement System (VSTRS or the Plan), a cost-sharing multiple-employer defined benefit public employee retirement system with a special funding situation in which the State of Vermont contributes to the Plan on-behalf of the participating employers. The Plan was created in 1947, and is governed by Title 16, V.S.A. Chapter 55. It covers nearly all teachers and school administrators in schools supported by the State. The general administration and responsibility for the proper operation of VSTRS is vested in a Board of Trustees consisting of eight members. VSTRS issues annual financial information which is available and may be reviewed at the VSTRS' office, 109 State Street, Montpelier, Vermont, 05609-6200, by calling (802) 828-2305 or online at <http://www.vermonttreasurer.gov>.

Benefits provided: The Plan provides retirement and disability benefits, annual cost-of-living adjustments, and death benefits to plan members and beneficiaries. Benefits are based on the number of years of creditable service and are determined as a percentage of average final compensation in the three highest consecutive years of service. Eligibility for benefits requires five years of service.



**BARRE UNIFIED UNION SCHOOL DISTRICT #97  
NOTES TO FINANCIAL STATEMENTS  
JUNE 30, 2020**

**9. Pension plans (continued):**

Vermont State Teachers' Retirement System (continued) -

Contributions: Member teachers are required to contribute 5.5% (Group A); or 5.0% (Group C if the member has five or more years of service at July 1, 2014); otherwise 6.0% (Group C) of their annual covered salary and the State contributes the balance of an actuarially determined rate. The State is a nonemployer contributor to the Plan and is required by statute to make all actuarially determined employer contributions on-behalf of member employers. The District's teachers contributed \$1,027,947, \$963,994, and \$905,642 to the System in 2020, 2019 and 2018, respectively.

Pension liabilities and pension expense: The District does not contribute directly to the Plan; therefore, no net pension liability needs to be recorded by the District. However, the District is required to report the District's portion of the following items as calculated by the System:

|                               |    |            |
|-------------------------------|----|------------|
| District's share of           |    |            |
| VSTRS net pension liability   | \$ | 40,162,009 |
| VSTRS net pension expenditure | \$ | 5,787,422  |

Vermont Municipal Employees' Retirement System -

Plan description: The District contributes to the Vermont Municipal Employees' Retirement System (VMERS or the Plan) a cost-sharing multiple-employer public employee retirement system with defined benefit and defined contribution plans, administered by the State of Vermont. The State statutory provisions, found in Title 24, Chapter 125, of the V.S.A., govern eligibility for benefits, service requirements and benefit provisions. The general administration and responsibility for the proper operation of VMERS is vested in the Board of Trustees consisting of five members. VMERS issues annual financial information which is available and may be reviewed at the VMERS' office, 109 State Street, Montpelier, Vermont, 05609-6200, by calling (802) 828-2305, or online at <http://www.vermonttreasurer.gov>.

Benefits provided: VMERS provides retirement and disability benefits, annual cost-of-living adjustments, and death benefits to plan members and beneficiaries. Benefits do vary between the groups included in the Plan, but are determined for the members of each group as a percentage of average compensation in a certain number of the highest consecutive years of service. Eligibility for benefits requires five years of service.

Contributions: Defined benefit plan members are required to contribute 2.75% (Group A), 5.125% (Group B), 10.25% (Group C) or 11.6% (Group D) of their annual covered salary, and the District is required to contribute 4.25% (Group A), 5.75% (Group B), 7.5% (Group C) or 10.1% (Group D) of the employees' compensation. Defined contribution plan members are required to contribute 5.0% of their annual covered salary and the District is required to contribute an equal dollar amount. The contribution requirements of plan members and the District are established and may be amended by the Board of Trustees. The District's contributions to VMERS for the years ended June 30, 2020, 2019 and 2018 were \$120,273, \$102,567 and \$65,976, respectively. The amounts contributed were equal to the required contributions for each year.

**BARRE UNIFIED UNION SCHOOL DISTRICT #97**  
**NOTES TO FINANCIAL STATEMENTS**  
**JUNE 30, 2020**

**9. Pension plans (continued):**

Vermont Municipal Employees' Retirement System (continued) -

Pension liabilities, deferred outflows of resources, deferred inflows of resources: These financial statements include the District's proportionate share of the VMERS net pension liability, deferred outflows of resources for pension expense, deferred inflows of resources from investment earnings and contributions, and the related effects on government-wide net position and activities. The State of Vermont has provided the following information to all employers participating in VMERS, which is based on its calculation of the District's 0.53384% proportionate share of VMERS.

|                                                           |            |
|-----------------------------------------------------------|------------|
| Districts's share of VMERS net pension liability          | \$ 926,153 |
| Deferred outflows of resources - Deferred pension expense | \$ 481,415 |
| Deferred inflows of resources - Deferred pension credits  | \$ 213,331 |

Additional information: VMERS obtains an annual actuarial valuation for the pension plan. Detailed information is provided in that report for actuarial assumptions of inflation rates, salary increases, investment rates of return, mortality rates, discount rates, and the calculations used to develop annual contributions and the VMERS net position.

The District adopted GASB Statement No 68 in FY 2015 and is developing the ten years of required supplementary information in schedules 1 and 2. This historical pension information includes the District's Proportionate Share of Net Pension Liability of VMERS and District's Contributions to VMERS.

403(b) Non-Teaching Employees' Retirement Plan -

Plan description: District employees who are at least 21 years old and not covered under the Vermont State Teachers' Retirement System or the Vermont Municipal Employees' Retirement System are eligible to be covered under a 403(b) pension plan administered through MassMutual. The District contributes at various rates for certain classes of employees. In addition, any employee of the District may voluntarily contribute to this Plan; however, the District will not match these contributions. All contributions are 100% vested to each employee. At June 30, 2020, there are 206 plan members from the District.

Funding policy: The District pays all costs accrued each year for the Plan. Total contributions for the year ended June 30, 2020 were \$560,994 by the employees and \$126,148 by the District.

**10. Other postemployment benefit (OPEB) plan:**

Retired Teachers' Health and Medical Benefit Fund -

Plan description: The District participates in the Retired Teachers' Health and Medical Benefit Fund of the Vermont State Teachers' Retirement System (VSTRS), which provides postemployment benefits to eligible retired employees through a cost-sharing, multiple-employer postemployment benefit plan (the Plan). The Plan covers nearly all public day school and nonsectarian private high school teachers and administrators as well as teachers in schools and teacher training institutions within and supported by the State that are controlled by the State Board of Education. Membership in the Plan for those covered classes is a condition of employment.

**BARRE UNIFIED UNION SCHOOL DISTRICT #97**  
**NOTES TO FINANCIAL STATEMENTS**  
**JUNE 30, 2020**

**10. Other postemployment benefits plan (OPEB) (continued):**

Retired Teachers' Health and Medical Benefit Fund (continued) -

Vermont Statute Title 16 Chapter 55 assigns the authority to VSTRS to establish and amend the benefit provisions of the Plan and to establish maximum obligations of the plan members to contribute to the Plan. Management of the Plan is vested in the Vermont State Teachers' Retirement System's Board of Trustees, consisting of eight members. The Plan issues annual financial information which is available and may be reviewed at the State Treasurer's office, 109 State Street, Montpelier, Vermont, 05609-6200, by calling (802) 828-2305 or online at <http://www.vermonttreasurer.gov>.

Benefits provided and eligibility: The Plan provides medical and prescription drug benefits for plan members and their spouses; retirees pay the full cost of dental benefits. Benefits are based on the number of years of creditable service. Eligibility requirements are summarized below:

Group A - Public school teachers employed within the State of Vermont prior to July 1, 1981 and elected to remain in Group A qualify for retirement at the attainment of 30 years of service or age 55.

Group C - Public school teachers employed within the State of Vermont on or after July 1, 1990. Teachers hired before July 1, 1990 and were Group B members in service on July 1, 1990 are now Group C members, and qualify for benefits at the age of 65, or age plus creditable service equal to 90, or age 55 with 5 years of creditable service. Grandfathered participants are Group C members who were within five years of normal retirement eligibility as defined prior to July 1, 2010, and qualify for benefits at the attainment of age 62, or 30 years of service, or age 55 with 5 years of service.

Vesting and Disability - Five years of creditable service. Participants who terminate with 5 years of service under the age of 55 may elect coverage upon receiving pension benefits.

Total OPEB liability: The State of Vermont is a nonemployer contributing entity and is presently the sole entity required to contribute to the Plan. The District does not contribute to the Plan; therefore, no net OPEB liability needs to be recorded by the District. However, the District is required to report the District's share of the Plan's net OPEB liability (\$28,462,060) and OPEB expense (\$1,807,735) as determined by an actuarial's valuation. The liability was measured as of June 30, 2019 for the reporting period of June 30, 2020.

Sensitivity of the total OPEB liability: A change in assumptions can have a large effect on the estimated OPEB obligation. A decrease of 1% in the 3.5% discount rate used to calculate future costs would increase the District's share of OPEB liability to \$33,282,548, while an increase of 1% would reduce the District's share of OPEB liability to \$24,533,179. A decrease of 1% in the current healthcare cost trend rate would reduce the District's share of OPEB liability to \$23,998,086, while an increase of 1% would increase the District's share of OPEB liability to \$34,237,635.

Collective OPEB Plan liability and expense: The Plan consists of 184 participating employers. The Plan's collective net OPEB liability is \$1,040,752,841 and total OPEB expense for the year is \$51,225,319.

**BARRE UNIFIED UNION SCHOOL DISTRICT #97**  
**NOTES TO FINANCIAL STATEMENTS**  
**JUNE 30, 2020**

**10. Other postemployment benefits plan (OPEB) (continued):**

Actuarial assumptions and other inputs: The total OPEB liability used the following actuarial assumptions, applied to all periods included in the measurement, unless otherwise specified:

|                             |                                             |
|-----------------------------|---------------------------------------------|
| Salary increase rate        | Varies by age                               |
| Discount rate               | 3.50%                                       |
| Inflation rate              | 2.75%                                       |
| Healthcare cost trend rates | 7.15%                                       |
| Retiree Contributions       | Equal to health trend                       |
| Mortality tables            | Various RP-2006 tables using Scale SSA-2017 |
| Actuarial cost method       | Entry-age normal, level percentage of pay   |
| Asset valuation method      | Market value                                |

**11. Consolidation:**

On November 30, 2018 the Vermont State Board of Education directed the Barre Supervisory Union (BSU), Barre City School District (BCSD), Barre Town School District (BTSD), and the Spaulding Union High School District/Central Vermont Career Center (SHS/CVCC) to merge into this District. The District became a legal entity pursuant to the provisions of 16 V.S.A. § 706g and has the power and responsibilities of a unified union school district in accordance with Chapter 11 of Title 16 of the Vermont Statutes Annotated.

The District became a fully operational supervisory district on July 1, 2019 as provided in its Articles of Agreement and all school-related real and personal property, and all associated debt were transferred and assumed by the District. The BSU, BCSD, BTSD, and SHS/CVCC ceased to exist as of June 30, 2019. Fund balances and net position amounts reported in these entities as of June 30, 2019 were merged into this District and are detailed on the following page.

**BARRE UNIFIED UNION SCHOOL DISTRICT #97**  
**NOTES TO FINANCIAL STATEMENTS**  
**JUNE 30, 2020**

**11. Consolidation (continued):**

| Governmental Funds |                                                     | 6/30/2019<br>Fund Balance |
|--------------------|-----------------------------------------------------|---------------------------|
| <u>Old Entity</u>  | <u>Old Entity Fund Name</u>                         | <u>(Deficit)</u>          |
| BSU                | General Fund                                        | \$ 38,096                 |
| BCSD               | General Fund                                        | (184,586)                 |
| BTSD               | General Fund                                        | 168,383                   |
| SHS/CVCC           | General Fund                                        | (518,199)                 |
|                    | Reclassification to Grant Funds                     | 8,522                     |
|                    | Correction of prior year balance sheet items        | 9,451                     |
|                    | Total District General Fund                         | <u>(478,333)</u>          |
| SHS/CVCC           | Central Vermont Career Center Fund                  | 148,075                   |
|                    | Reclassification of deficits in programs that ended | (4,195)                   |
|                    | Total District Central Vermont Career Center Fund   | <u>143,880</u>            |
| BSU                | Grant Funds                                         | 426,523                   |
| BCSD               | Grant Funds                                         | (2,591)                   |
| BTSD               | Grant Funds                                         | 7,974                     |
| SHS/CVCC           | Grant Funds                                         | 18,410                    |
|                    | Reclassification from General Fund                  | (8,522)                   |
|                    | Reclassification to Food Service Fund               | (6,168)                   |
|                    | Reclassification to Afterschool Program Fund        | (104,209)                 |
|                    | Correction of prior year balance sheet items        | 1,761                     |
|                    | Total District Grant Funds                          | <u>333,178</u>            |
| BTSD               | Food Service Fund                                   | 10,868                    |
| SHS/CVCC           | Food Service Fund                                   | (22,055)                  |
|                    | Reclassification from Grant Funds                   | 6,168                     |
|                    | Total District Food Service Fund                    | <u>(5,019)</u>            |
|                    | Reclassification from Grant Funds                   | 104,209                   |
|                    | Total District Afterschool Program Fund             | <u>104,209</u>            |
| BSU                | Capital Projects Fund                               | 4,401                     |
| BCSD               | Capital Projects Fund                               | 166,131                   |
| BTSD               | Capital Reserve Fund                                | 39,657                    |
| SHS/CVCC           | Capital Reserve Fund                                | 107,384                   |
|                    | Total District Capital Projects Fund                | <u>317,573</u>            |
| BCSD               | Tax Stabilization Fund                              | 353,845                   |
| BTSD               | Tax Stabilization Fund                              | 41,315                    |
| SHS/CVCC           | Tax Stabilization Fund                              | 562,803                   |
|                    | Total District Tax Stabilization Fund               | <u>957,963</u>            |

**BARRE UNIFIED UNION SCHOOL DISTRICT #97**  
**NOTES TO FINANCIAL STATEMENTS**  
**JUNE 30, 2020**

**11. Consolidation (continued):**

| Proprietary Funds          |                                                        | 6/30/2019           |
|----------------------------|--------------------------------------------------------|---------------------|
| <u>Old Entity</u>          | <u>Old Entity Fund Name</u>                            | <u>Net Position</u> |
| SHS/CVCC                   | Adult Education Fund                                   | 51,991              |
|                            | Reclassification to Central Vermont Career Center Fund | <u>4,195</u>        |
|                            | Total District Adult Education Fund                    | <u>56,186</u>       |
| SHS/CVCC                   | Building Trades Fund                                   | <u>2,153</u>        |
|                            | Total District Building Trades Fund                    | <u>2,153</u>        |
|                            |                                                        |                     |
| Government-Wide Activities |                                                        |                     |
| <u>Old Entity</u>          | <u>Old Entity Government-Wide Classification</u>       | <u>Net Position</u> |
| BSU                        | Governmental Activities                                | 669,273             |
| BCSD                       | Governmental Activities                                | 5,410,066           |
| BTSD                       | Governmental Activities                                | 1,753,620           |
| SHS/CVCC                   | Governmental Activities                                | 4,873,163           |
|                            | Correction of prior year balance sheet items           | 11,211              |
|                            | Reclassification to Business-type Activities           | <u>(4,195)</u>      |
|                            | Total District Governmental Activities                 | <u>12,713,138</u>   |
| SHS/CVCC                   | Business-type Activities                               | 54,144              |
|                            | Reclassification from Governmental Activities          | <u>4,195</u>        |
|                            | Total District Business-Type Activities                | \$ <u>58,339</u>    |
| SHS/CVCC                   | SHS Foundation - Component Unit                        | <u>12,018</u>       |
|                            | Total District SHS Foundation - Component Unit         | \$ <u>12,018</u>    |

**12. Deficit:**

The General Fund has a deficit fund balance of \$313,296 at June 30, 2020. Management intends to recover this deficit by utilizing a portion of the fund balance in the Tax Stabilization Fund which was \$957,962 at June 30, 2020.

**13. Subsequent events:**

The District has evaluated subsequent events through December 31, 2020, the date on which the financial statements were available to be issued.

**BARRE UNIFIED UNION SCHOOL DISTRICT #97  
SCHEDULES OF REQUIRED SUPPLEMENTARY INFORMATION**

Schedule 1

**SCHEDULE OF DISTRICT'S PROPORTIONATE SHARE OF  
NET PENSION LIABILITY**

**VMERS  
JUNE 30, 2020**

|                                                                                                    | June 30,<br>2020 | June 30,<br>2019 | June 30,<br>2018 | June 30,<br>2017 | June 30,<br>2016 | June 30,<br>2015 |
|----------------------------------------------------------------------------------------------------|------------------|------------------|------------------|------------------|------------------|------------------|
| District's proportion of the net pension liability                                                 | \$ 926,153       | \$ 610,788       | \$ 590,319       | \$ 677,252       | \$ 406,308       | \$ 48,139        |
| District's proportionate share of the net pension liability                                        | \$ 2,383,926     | \$ 1,990,900     | \$ 1,218,892     | \$ 1,407,752     | \$ 1,424,312     | \$ 1,369,761     |
| District's covered payroll                                                                         | 38.850%          | 30.679%          | 48.431%          | 48.109%          | 28.527%          | 3.514%           |
| District's proportionate share of the net pension liability as a percentage of its covered payroll | 80.35%           | 82.60%           | 83.64%           | 80.95%           | 87.42%           | 98.32%           |

Schedule 2

**SCHEDULE OF DISTRICT'S CONTRIBUTIONS**

**VMERS  
JUNE 30, 2020**

|                                                                      | June 30,<br>2020 | June 30,<br>2019 | June 30,<br>2018 | June 30,<br>2017 | June 30,<br>2016 | June 30,<br>2015 |
|----------------------------------------------------------------------|------------------|------------------|------------------|------------------|------------------|------------------|
| Contractually required contribution                                  | \$ 120,273       | \$ 102,567       | \$ 65,976        | \$ 79,571        | \$ 79,981        | \$ 73,669        |
| Contributions in relation to the contractually required contribution | 120,273          | 102,567          | 65,976           | 79,571           | 79,981           | 73,669           |
| Contribution deficiency (excess)                                     | \$ -             | \$ -             | \$ -             | \$ -             | \$ -             | \$ -             |
| District's covered payroll                                           | \$ 2,383,926     | \$ 1,990,900     | \$ 1,218,892     | \$ 1,407,752     | \$ 1,424,312     | \$ 1,369,761     |
| Contributions as a percentage of covered payroll                     | 5.045%           | 5.152%           | 5.413%           | 5.652%           | 5.615%           | 5.378%           |

Mudgett  
Jennett &  
Krogh-Wisner, P.C.  
Certified Public Accountants #435

**INDEPENDENT AUDITOR'S REPORT ON INTERNAL CONTROL OVER FINANCIAL  
REPORTING AND ON COMPLIANCE AND OTHER MATTERS BASED ON AN  
AUDIT OF FINANCIAL STATEMENTS PERFORMED IN ACCORDANCE  
WITH GOVERNMENT AUDITING STANDARDS**

The Board of Education  
Barre Unified Union School District #97

We have audited, in accordance with the auditing standards generally accepted in the United States of America and the standards applicable to financial audits contained in *Government Auditing Standards* issued by the Comptroller General of the United States, the financial statements of the governmental activities, the business-type activities, each major fund and the aggregate remaining fund information of the Barre Unified Union School District #97 (the District) as of and for the year ended June 30, 2020, and the related notes to the financial statements, which collectively comprise the District's basic financial statements, and have issued our report thereon dated December 31, 2020.

**Internal Control Over Financial Reporting**

In planning and performing our audit of the financial statements, we considered the District's internal control over financial reporting (internal control) to determine the audit procedures that are appropriate in the circumstances for the purpose of expressing our opinions on the financial statements, but not for the purpose of expressing an opinion on the effectiveness of the District's internal control. Accordingly, we do not express an opinion on the effectiveness of the District's internal control.

*A deficiency in internal control* exists when the design or operation of a control does not allow management or employees, in the normal course of performing their assigned functions, to prevent, or detect and correct, misstatements on a timely basis. A *material weakness* is a deficiency, or a combination of deficiencies, in internal control, such that there is a reasonable possibility that a material misstatement of the District's financial statements will not be prevented, or detected and corrected on a timely basis. A *significant deficiency* is a deficiency, or a combination of deficiencies, in internal control that is less severe than a material weakness, yet important enough to merit attention by those charged with governance.

Our consideration of internal control was for the limited purpose described in the first paragraph of this section and was not designed to identify all deficiencies in internal control that might be material weaknesses or significant deficiencies. Given these limitations, during our audit we did not identify any deficiencies in internal control that we consider to be material weaknesses. However, material weaknesses may exist that have not been identified.

**Compliance and Other Matters**

As part of obtaining reasonable assurance about whether the District's financial statements are free from material misstatement, we performed tests of its compliance with certain provisions of laws, regulations, contracts, and grant agreements, noncompliance with which could have a direct and material effect on the determination of financial statement amounts. However, providing an opinion on compliance with those provisions was not an objective of our audit, and accordingly, we do not express such an opinion. The results of



our tests disclosed no instances of noncompliance or other matters that are required to be reported under *Government Auditing Standards*.

**Purpose of this Report**

The purpose of this report is solely to describe the scope of our testing of internal control and compliance and the results of that testing, and not to provide an opinion on the effectiveness of the District's internal control or on compliance. This report is an integral part of an audit performed in accordance with *Government Auditing Standards* in considering the District's internal control and compliance. Accordingly, this report is not suitable for any other purpose.

Montpelier, Vermont  
December 31, 2020

*Melissa J. Bennett*  
*Mark Wain, P.C.*

Mudgett  
Jennett &  
Krogh-Wisner, P.C.  
Certified Public Accountants #435

**INDEPENDENT AUDITOR'S REPORT ON COMPLIANCE FOR EACH MAJOR  
FEDERAL PROGRAM AND REPORT ON INTERNAL CONTROL OVER  
COMPLIANCE REQUIRED BY UNIFORM GUIDANCE**

The Board of Education  
Barre Unified Union School District #97

**Report on Compliance for Each Major Federal Program**

We have audited the Barre Unified Union School District #97's (the District) compliance with the types of compliance requirements described in the U. S. Office of Management and Budget (OMB) *Compliance Supplements* that could have a direct and material effect on each of the District's major federal programs for the year ended June 30, 2020. The District's major federal programs are identified in the summary of auditor's results section of the accompanying Schedule of Findings and Questioned Costs.

***Management's Responsibility***

Management is responsible for compliance with federal statutes, regulations and the terms and conditions of its federal awards applicable to its federal programs.

***Auditor's Responsibility***

Our responsibility is to express an opinion on compliance for each of the District's major federal programs based on our audit of the types of compliance requirements referred to above. We conducted our audit of compliance in accordance with auditing standards generally accepted in the United States of America; the standards applicable to financial audits contained in *Government Auditing Standards*, issued by the Comptroller General of the United States; and the audit requirements of Title 2 U.S. *Code of Federal Regulations* Part 200, *Uniform Administrative Requirements, Cost Principles, and Audit Requirements for Federal Awards* (Uniform Guidance). Those standards and the Uniform Guidance require that we plan and perform the audit to obtain reasonable assurance about whether noncompliance with the types of compliance requirements referred to above that could have a direct and material effect on a major federal program occurred. An audit includes examining, on a test basis, evidence about the District's compliance with those requirements and performing such other procedures as we considered necessary in the circumstances.

We believe that our audit provides a reasonable basis for our opinion on compliance for each major federal program. However, our audit does not provide a legal determination of the District's compliance.

***Opinion on Each Major Federal Program***

In our opinion, the Barre Unified Union School District #97 complied, in all material respects, with the types of compliance requirements referred to above that could have a direct and material effect on each of its major federal programs for the year ended June 30, 2020.

**Report on Internal Control Over Compliance**

Management of the District is responsible for establishing and maintaining effective internal control over compliance with the types of compliance requirements referred to above. In planning and performing our audit of compliance, we considered the District's internal control over compliance with the types of requirements that could have a direct and material effect on each major federal program to determine the auditing procedures that are appropriate in the circumstances for the purpose of expressing an opinion on compliance for each major federal program and to test and report on internal control over compliance in accordance with the Uniform Guidance, but not for the purpose of expressing an opinion on the effectiveness of internal control over compliance. Accordingly, we do not express an opinion on the effectiveness of the District's internal control over compliance.

A *deficiency in internal control over compliance* exists when the design or operation of a control over compliance does not allow management or employees, in the normal course of performing their assigned functions, to prevent, or detect and correct, noncompliance with a type of compliance requirement of a federal program on a timely basis. A *material weakness in internal control over compliance* is a deficiency, or a combination of deficiencies, in internal control over compliance such that there is a reasonable possibility that material noncompliance with a type of compliance requirement of a federal program will not be prevented, or detected and corrected, on a timely basis. A *significant deficiency in internal control over compliance* is a deficiency, or a combination of deficiencies, in internal control over compliance with a type of compliance requirement of a federal program that is less severe than a material weakness in internal control over compliance, yet important enough to merit attention by those charged with governance.

Our consideration of internal control over compliance was for the limited purpose described in the first paragraph of this section and was not designed to identify all deficiencies in internal control over compliance that might be material weaknesses or significant deficiencies. We did not identify any deficiencies in internal control over compliance that we consider to be material weaknesses. However, material weaknesses may exist that have not been identified.

***Purpose of this Report***

The purpose of this report on internal control over compliance is solely to describe the scope of our testing of internal control over compliance and the results of that testing based on the requirements of the Uniform Guidance. Accordingly, this report is not suitable for any other purpose.

Montpelier, Vermont  
December 31, 2020

*Melissa Bennett*  
*Mark Wain, P.L.*

**BARRE UNIFIED UNION SCHOOL DISTRICT #97  
SCHEDULE OF EXPENDITURES OF FEDERAL AWARDS  
FOR THE YEAR ENDED JUNE 30, 2020**

| Federal Grantor/Pass-through Grantor<br><u>Program Title</u>                     | Federal<br>CFDA<br><u>Number</u> | Pass-Through<br>Entity Identifying<br><u>Number</u> | Passed<br>Through to<br><u>Subrecipients</u> | <u>Expenditures</u> |
|----------------------------------------------------------------------------------|----------------------------------|-----------------------------------------------------|----------------------------------------------|---------------------|
| <b>U.S. Department of Agriculture:</b>                                           |                                  |                                                     |                                              |                     |
| Passed through Vermont Agency of Education -<br>Child Nutrition Cluster          |                                  |                                                     |                                              |                     |
| School Breakfast Program                                                         | 10.553                           | 4452U0972000                                        | \$ -                                         | \$ 165,582          |
| National School Lunch Program                                                    | 10.555                           | 4450U0972000                                        | -                                            | 407,403             |
| National School Lunch Program                                                    | 10.555                           | 4456U0972000                                        | -                                            | 90,385              |
| National School Lunch Program                                                    | 10.555                           | 4448U0972000                                        | -                                            | 2,576               |
| Total National School Lunch Program                                              |                                  |                                                     | -                                            | 500,364             |
| Summer Food Service Program<br>for Children                                      | 10.559                           | 4455U0972000                                        | -                                            | 324,717             |
| Total Child Nutrition Cluster                                                    |                                  |                                                     | -                                            | 990,663             |
| Fresh Fruit and Vegetable Program                                                | 10.582                           | 4449U0972000                                        | -                                            | 64,876              |
| Total U.S. Department of Agriculture                                             |                                  |                                                     | -                                            | <u>1,055,539</u>    |
| <b>U.S. Department of Education:</b>                                             |                                  |                                                     |                                              |                     |
| Passed through Vermont Agency of Education -<br>Special Education Cluster (IDEA) |                                  |                                                     |                                              |                     |
| Special Education Grants to States                                               | 84.027                           | 4226U0972001                                        | -                                            | 741,105             |
| Special Education Grants to States                                               | 84.027                           | 4226U0972001                                        | -                                            | 5,071               |
| Special Education Preschool Grants                                               | 84.173                           | 4228U0972001                                        | -                                            | 22,069              |
| Total Special Education Cluster (IDEA)                                           |                                  |                                                     | -                                            | <u>768,245</u>      |
| Title I Grants to Local Educational<br>Agencies                                  | 84.010                           | 4250U0972001                                        | -                                            | 1,288,408           |
| Career and Technical Education -<br>Basic Grants to States                       | 84.048                           | 4318U0972001                                        | -                                            | 217,237             |
| Education for Homeless Children and Youth                                        | 84.196                           | 4265U0972001                                        | -                                            | 14,105              |
| Supporting Effective Instruction State Grants                                    | 84.367                           | 4651U0972001                                        | -                                            | 277,727             |
| Student Support and Academic<br>Enrichment Program                               | 84.424                           | 4570U0972001                                        | -                                            | 39,678              |
| Total U.S. Department of Education                                               |                                  |                                                     | -                                            | <u>2,605,400</u>    |
| <b>U.S. Department of the Treasury:</b>                                          |                                  |                                                     |                                              |                     |
| Passed through Vermont Agency of Education -<br>Coronavirus Relief Fund          |                                  |                                                     |                                              |                     |
| Coronavirus Relief Fund                                                          | 21.019                           | 4592U0972100                                        | -                                            | 59,729              |
| Coronavirus Relief Fund                                                          | 21.019                           | 4593U0972101                                        | -                                            | 14,597              |
| Total U.S. Department of the Treasury                                            |                                  |                                                     | -                                            | <u>74,326</u>       |
| Total federal award expenditures                                                 |                                  |                                                     | \$ -                                         | <u>\$ 3,735,265</u> |

The accompanying notes are an integral part of this schedule.

**BARRE UNIFIED UNION SCHOOL DISTRICT #97  
NOTES TO SCHEDULE OF EXPENDITURES OF FEDERAL AWARDS  
JUNE 30, 2020**

**1. Basis of presentation:**

The accompanying Schedule of Expenditures of Federal Awards (the Schedule) includes the federal award activity of the District under programs of the federal government for the year ended June 30, 2020. The information in this Schedule is presented in accordance with requirements of Title 2 U.S. Code of Federal Regulations Part 200, *Uniform Administrative Requirements, Cost Principles, and Audit Requirements for Federal Awards* (Uniform Guidance). Because the Schedule presents only a selected portion of the operations of the District, it is not intended to and does not present the financial position, changes in financial position, or cash flows of the District.

**2. Summary of significant accounting policies:**

Expenditures reported on the Schedule are reported on the accrual basis of accounting. Such expenditures are recognized following the cost principles contained in the Uniform Guidance, wherein certain types of expenditures are not allowable or are limited as to reimbursement. Negative amounts shown on the Schedule represent adjustments or credits made in the normal course of business to amounts reported as expenditures in prior years. The District has elected not to use the 10 percent de minimis indirect cost rate as allowed in the Uniform Guidance.

**BARRE UNIFIED UNION SCHOOL DISTRICT #97  
SCHEDULE OF FINDINGS AND QUESTIONED COSTS  
FOR THE YEAR ENDED JUNE 30, 2020**

**A. Summary of Auditor's Results:**

**Financial Statements -**

Type of auditor's report issued: *Unmodified*

Internal control over financial reporting:

- Material weakness(es) identified? *No*
- Significant deficiency(ies) identified? *None reported*

Noncompliance material to financial statements noted? *No*

**Federal Awards -**

Internal control over major programs:

- Material weakness(es) identified? *No*
- Significant deficiency(ies) identified? *None reported*

Type of auditor's report issued on compliance for major programs: *Unmodified*

Any audit findings disclosed that are required to be reported in accordance with 2CFR 200.516 (a)? *No*

Identification of major programs:

- *U.S. Department of Education:*
  - CFDA 84.010 - Title I Grants to Local Educational Agencies*
  - CFDA 84.027 - Special Education Grants to States (Special Education Cluster)*
  - CFDA 84.173 - Special Education Preschool Grants (Special Education Cluster)*

Dollar threshold used to distinguish between type A and type B programs: *\$750,000*

Auditee qualified as low-risk auditee? *No*

**B. Audit Findings - Financial Statements:**

There were no audit findings identified for the year ended June 30, 2020.

**C. Audit Findings - Federal Awards:**

There were no audit findings identified for the year ended June 30, 2020.

**STATUS OF PRIOR AUDIT FINDINGS  
AS OF JUNE 30, 2020**

There are no prior audit findings applicable to this auditee.

PEARL STREET

